

# Fiscal Year 2011 MARTOC REPORT



August 31, 2011

The Honorable Mike Jacobs  
Chair, Metropolitan Atlanta Rapid Transit Overview Committee  
401 Coverdell Legislative Office Building  
18 Capitol Square  
Atlanta, GA 30334

Dear Chairman Jacobs:

MARTA's annual report to the Metropolitan Atlanta Rapid Transit Overview Committee (MARTOC) has been prepared for your consideration in accordance with the requirements established by **Section 14A** and **17G** of the MARTA Act. This report contains information pertaining to the 2011 Fiscal Year, which covers the period from July 1, 2010 to June 30, 2011.

In the interest of consistency and clarity, we have again included information regarding employee salaries, procurement and consultant contract sections that were first itemized in last year's report. Specifically, in the "Contracts of \$50,000 or more" and "Consultant Contracts" sections, there are columns identifying the contract term, funding source and actual amount expended through June 30, 2011. Similarly, in the section listing employee salaries, there are columns that highlight specific items included in calculating the total compensation amount.

In order to maintain MARTA's financial viability in the face of unprecedented economic challenges, the Authority in FY 2011 extended the implementation of budget deficit reduction strategies that had been undertaken in previous years. Those measures included mandatory employee furloughs, increased employee contributions to healthcare, no annual salary merit increases for non-represented employees as well as no negotiated base wage rate increases for represented employees. Despite these austerity measures, MARTA has not compromised its commitment to system safety, reliability and security.

As the largest public transit system in the state of Georgia and southern United States, MARTA is the transit backbone for the greater Atlanta region and a virtually irreplaceable asset. With passage of the historic Transportation Investment Act of 2010, MARTA is working closely with leaders across the 10-county metro Atlanta region to develop a comprehensive transportation plan for the 2012 voter referendum. While much work remains to be done, MARTA has committed its considerable technical expertise and overall support to the development of an expanded REGIONAL transit plan, transit governance structure; and much needed increased funding for public transit.




As required by the MARTA Act, verified copies of this report will be filed with MARTOC, the presiding officers of the State Senate and State House of Representatives, and the State Auditor, as well as the governing authorities of each county and the largest municipality in the area served by MARTA. It will be properly advertised, will be available at MARTA's principal office for public inspection, and will be posted on the Authority's website.

As Chair of the Board and General Manager/Chief Executive Officer of MARTA, we verify the contents of this report to be as accurate and complete as reasonably possible and in compliance with our understanding of the requirements of the above mentioned legislation. We have made every attempt to provide comprehensive information within this document. Should any additional information or clarification be required, please do not hesitate to contact us at 404/848-5313.

Sincerely,



Jim Durrett  
Chair, Board of Directors




Beverly A. Scott, Ph.D.  
General Manager/CEO

cc: Members, Metropolitan Atlanta Rapid Transit Overview Committee  
Governor, State of Georgia  
Lieutenant Governor, State of Georgia  
Speaker, Georgia House of Representatives  
Auditor, State of Georgia  
Mayor, City of Atlanta  
Members, Atlanta City Council  
CEO, DeKalb County  
Members, DeKalb County Board of Commissioners  
Chair, Fulton County Board of Commissioners  
Members, Fulton County Board of Commissioners


REPORT VERIFICATION

Personally appeared before me, the undersigned authority duly authorized to administer oaths, MR. JIM DURRETT, Chair, Board of Directors of the Metropolitan Atlanta Rapid Transit Authority, and BEVERLY A. SCOTT, Ph.D., General Manager/Chief Executive Officer, each of whom on oath individually deposes and says that the information set forth in the foregoing attached statement submitted pursuant to the requirements of Section 14A and 17G of the MARTA Act, as amended, is true and correct to the best of their knowledge and belief.


As to MR. JIM DURRETT:

  
\_\_\_\_\_  
Mr. Jim Durrett  
Chair, Board of Directors  
Metropolitan Atlanta Rapid Transit Authority


Sworn to and subscribed before me this  
26<sup>th</sup> day of August, 2011.

  
\_\_\_\_\_  
Notary Public

As to BEVERLY A. SCOTT, Ph.D.:

  
\_\_\_\_\_  
Beverly A. Scott, Ph.D.  
General Manager/CEO  
Metropolitan Atlanta Rapid Transit Authority

Sworn to and subscribed before me this  
26<sup>th</sup> day of August, 2011.

  
\_\_\_\_\_  
Notary Public

**TYRENE L. HUFF**  
NOTARY PUBLIC, FULTON COUNTY, GEORGIA  
MY COMMISSION EXPIRES APRIL 28, 2014

# **METROPOLITAN ATLANTA RAPID TRANSIT AUTHORITY**

## **FINANCIAL STATEMENTS**

### **OPERATING AND CAPITAL CONSOLIDATED FINANCIAL STATEMENT**

This report reflects a consolidated summary of the Statement of Operating Revenues and Expenses and the Statement of Capital Sources and Expenditures. This report is unaudited. Please see the following page for details on the referenced statements.

#### **STATEMENT OF OPERATING REVENUES AND EXPENSES**

This report includes all revenue and expenses that are considered operating items per the MARTA ACT. This report does not include any year-end reclassifications or adjustments that are routine to any year-end close-out. In addition, this report does not include any possible recommended adjustments from the external auditors; it is unaudited. This report is not meant to serve as MARTA's official financial statements. MARTA financial statements are prepared in accordance to Generally Accepted Accounting Principles. The referenced financial statements will be audited by and independent accounting firm and will be available in hard copy by November 15, 2011.

#### **STATEMENT OF CAPITAL SOURCES AND EXPENDITURES**

This report reflects all sources of funds available to cover capital expenditures for fiscal year 2010. It also details all capital expenditures, bond debt and related bond costs covered under the sources of funds. This report does not include any year-end reclassifications or adjustments that are routine to any year-end close-out. In addition, this report does not include any possible recommended adjustments from the external auditors; it is unaudited. This report is not meant to serve as MARTA's official financial statements. MARTA financial statements are prepared in accordance to Generally Accepted Accounting Principles. The referenced financial statements will be audited by and independent accounting firm and will be available in hard copy by November 15, 2011.

**Metropolitan Atlanta Rapid Transit Authority**  
**Operating and Capital Consolidated Financial Statement**  
**June 30, 2011**  
**(Unaudited)**

Operating Revenue	\$	364,724,000
Capital Funding		330,622,000
<b>Total Operating Revenue and Capital Funding</b>	<b>\$</b>	<b><u>695,346,000</u></b>
Operating Expenses	\$	395,576,000
Capital Expenditures		329,195,000
<b>Total Operating Expenses and Capital Expenditures</b>	<b>\$</b>	<b><u>724,771,000</u></b>

**Metropolitan Atlanta Rapid Transit Authority**  
**Statement of Operating Revenues and Expenses**  
**June 30, 2011**  
**(Unaudited)**

**Revenues:**

Operating Sales Tax	\$ 159,615,000
Passenger Revenue	112,747,000
Station Parking	2,461,000
Lease Income	9,583,000
Federal Assistance	68,200,000
Other Operating Revenue	12,118,000

**Total Operating Revenues**

\$ 364,724,000

**Expenses:**

Salaries	\$ 218,812,000
Benefits	118,742,000
Contractual Services	26,833,000
Materials & Supplies	37,065,000
Other Operating Expenses	20,144,000
Casualty & Liability	8,149,000
Other Non-Operating/ Misc	2,134,000
Inventory Adjustments	1,097,000
Expense Allocated to Capital Projects	(37,400,000)

**Total Operating Expenses**

\$ 395,576,000

**Metropolitan Atlanta Rapid Transit Authority  
Statement of Capital Sources and Expenditures  
June 30, 2011  
(Unaudited)**

**Capital Sources:**

FY11 Beginning Capital Balance	\$ 97,714,000
50% Sales Tax	146,113,000
Financing Baseline Program	9,000,000
Investment & Other Income	1,560,000
Federal Capital Assistance	74,195,000
State Capital Grants	2,040,000

**Total Capital Sources**

**\$ 330,622,000**

**Capital Expenditures:**

Capital Programs	
Safety Critical	\$ 76,332,000
Regulatory Requirements	25,556,000
System Enhancements	59,686,000
System Expansion	5,855,000
State of Good Repair	18,065,000

**Total Capital Programs**

**\$ 185,494,000**

Bond Debt and Other Bond Costs

**\$ 143,701,000**

**Total Expenditures**

**\$ 329,195,000**



# **METROPOLITAN ATLANTA RAPID TRANSIT AUTHORITY**

## **PROCUREMENT CONTRACTS**

### **\$50,000 OR MORE ENTERED INTO BY MARTA**

The listing includes procurement contracts for equipment and supplies, services and construction entered into by MARTA with a contract value of \$50,000 or more (excluding Consultant Contracts). All MARTA policies were followed prior to award of the procurement contracts. Procurement contracts valued \$100,000 or more were approved by the Board of Directors.

**METROPOLITAN ATLANTA RAPID TRANSIT AUTHORITY  
PROCUREMENT CONTRACTS  
\$50,000 OR MORE ENTERED INTO BY MARTA  
(JULY1, 2010 THROUGH JUNE 30, 2011)**

OWNER	PAYEE	PURPOSE	DESCRIPTION	ORIGINAL AUTHORIZED AMOUNT	AMOUNT PAID TO DATE	TERM	BUDGET SOURCE
Police / System Safety	A TOW, INC.	Non Revenue Vehicle Towing	The contract generally provides towing services for MARTA non-revenue support vehicles	\$59,700.00	\$11,079.00	2 Yrs. w/1 Yr. Opt.	Local Operating
Finance	ACCESS SECURITY PARKING SOLUTIONS	Maintenance of Parking Control Equipment	The contract generally consists of monthly maintenance and repairs for the Parking Control Equipment at designated MARTA stations.	\$70,580.00	\$38,530.00	1 Year	Local Operating
Technology	ADCAP NETWORK SYSTEMS	Voice Communications Upgrade	The contract generally consists of the procurement of required software and hardware to upgrade MARTA's Voice Communications Infrastructure. The entire upgrade will be completed in four major phases. This is Phase I.	\$1,511,399.00	\$0.00	30 Days	Local Capital
Technology	ADCAP NETWORK SYSTEMS	Payment Card Industry (PCI) Solution for the Automated Fare Collection System (AFC)	The contract generally provides technical support to build, maintain, and secure a separate network environment to provide Payment Card Industry (PCI) Solution compliance for the Automatic Fare Collection (AFC) System.	\$101,454.00	\$101,454.30	3 Years	Local Capital/Local Operating
Police	AKINS FORD CHRYSLER DODGE JEEP	2011 Ford Crown Victoria Vehicles for Police Services	The contract generally consists of replacing Crown Victoria vehicles used by Police Services. The vehicles met the Authority's criteria of over 100,000 miles with an average mileage of 113,478. The procurement was made under the existing State of Georgia Contract.	\$151,926.67	\$151,926.67	4 Months	Local Capital

**METROPOLITAN ATLANTA RAPID TRANSIT AUTHORITY  
PROCUREMENT CONTRACTS  
\$50,000 OR MORE ENTERED INTO BY MARTA  
(JULY1, 2010 THROUGH JUNE 30, 2011)**

OWNER	PAYEE	PURPOSE	DESCRIPTION	ORIGINAL AUTHORIZED AMOUNT	AMOUNT PAID TO DATE	TERM	BUDGET SOURCE
Rail Operations	ALSTOM SIGNALING, INC.	Train Control and SCADA Systems Upgrade	The contract generally consists of furnishing and installing equipment upgrades to the Train Control and SCADA Systems	\$116,987,986.98	\$3,295,879.90	5 Years	Federal
Rail Operations	ALSTOM SIGNALING, INC.	Audio Frequency Track Circuit Modules	The contract generally consists of providing new audio frequency dual track circuit modules to replace the old obsolete single track circuit modules. In addition, ALSTOM Signaling, Inc. will provide completely assembled modules for each track circuit, and provide engineering for the layout of the modules for each of the thirty-five (35) Train Control Rooms (TCR)	\$6,460,670.67	\$0.00	2 Years	Local Capital
Technology	APPLE INC.	PC Upgrade - Limited Placement	The contract generally provides repair and replacement services for computers that are vulnerable or malfunctioning. Upon diagnosis, those computers that cannot be repaired will be replaced with new computers. Pursuing this approach will allow the Authority to extend the life of its IT assets.	\$75,000.00	\$69,105.16	1 Year	Local Capital
Bus Operations / Rail Operations	ASHBRITT UNIFORMS CINTAS ENTERPRISE	Authority-Wide Uniforms	The contract generally provides for the procurement of uniforms for the Authority's Represented and Non-Represented Employees, in accordance with the Amalgamated Transit Union (ATU) Labor Agreement and Authority guidelines.	\$3,771,250.00	\$9,997.00	1 Year w/4 (1) Yr. Opt.	Local Operating
Bus Operations	ASSET WORKS, INC.	Fuel Focus Power Filter Harness and Inspection	The contract generally consists of providing inspection services and filters for the MARTA fleet of buses and L-vans to improve the collection of fuel, fluid and mileage usage information.	\$88,068.13	\$0.00	3 Months	Local Capital

**METROPOLITAN ATLANTA RAPID TRANSIT AUTHORITY  
PROCUREMENT CONTRACTS  
\$50,000 OR MORE ENTERED INTO BY MARTA  
(JULY1, 2010 THROUGH JUNE 30, 2011)**

OWNER	PAYEE	PURPOSE	DESCRIPTION	ORIGINAL AUTHORIZED AMOUNT	AMOUNT PAID TO DATE	TERM	BUDGET SOURCE
Technology	AT&T MOBILITY	Authority Wide Wireless Communications Device	The contract generally consists of providing the Authority with wireless devices, including voice mail, caller identification, call waiting, three-way calling, free mobile to mobile, free off peak minutes, data, and other features for authorized users,	\$97,232.00	\$0.00	2 Years	Local Operating
Bus Operations	AUTOMOTIVE RESOURCES, INC. (ARI)	Ten (10) 4-Post Hoists w/Support Stands	The contract generally provides for the replacement of eight antiquated and inoperable bus lifts at the Browns Mill Heavy Maintenance Facility with ten sets of wheel hoists (4 hoists per set for a total of 40 hoists) and forty (40) stands.	\$341,991.00	\$341,991.35	45 Days	Local Capital
CPM & Admin. Svcs.	BATTLE & BATTLE DISTRIBUTORS	Procurement of Restroom Paper Supplies	The contract generally consists of purchasing restroom paper supplies for Authority-wide use.	\$307,868.28	\$55,920.85	3 Years	Local Operating
Rail Operations	BEATTY CONSTRUCTION CO.	Carpentry & Construction Services for MARTA HQ Complex	The contract generally consists of planning, design, coordination and construction services for MARTA HQ Complex.	\$89,355.00	\$0.00	1 Year	Local Capital
Rail Operations	BETTER HOMES BUREAU	Memorial Drive Restroom Buildout	The contract generally consists of installation of restrooms at the Memorial Drive Park and Ride Lot.	\$52,786.10	\$39,753.80	100 Days	Federal



**METROPOLITAN ATLANTA RAPID TRANSIT AUTHORITY  
PROCUREMENT CONTRACTS  
\$50,000 OR MORE ENTERED INTO BY MARTA  
(JULY1, 2010 THROUGH JUNE 30, 2011)**

OWNER	PAYEE	PURPOSE	DESCRIPTION	ORIGINAL AUTHORIZED AMOUNT	AMOUNT PAID TO DATE	TERM	BUDGET SOURCE
Human Resources	CAMERON & ASSOCIATES, INC.	Employee Assistance Program	The contract generally consists of providing wellness programs, counseling, and other employee related support services to MARTA's represented and non-represented employees.	\$215,163.00	\$0.00	3 Yrs. w/2 (1) Yr. Opt.	Local Operating
Rail Operations	CANNON TERMITE & PEST CONTROL	Pest & Pigeon Control Services	The contract generally consists of providing pest and pigeon control services in rail stations, operation and maintenance facilities, support facilities, HQ Complex, rail cars, and buses.	\$185,598.00	\$0.00	3 Yrs. w/1 (1) Yr. Opt.	Local Operating
Technology	CANON BUSINESS SOLUTIONS, INC.	Multi-Functional Peripheral (MFP) Photocopier Lease Maintenance	The contract generally consists of the lease/maintenance of Multi-Functional Peripherals for MARTA's Headquarters and satellite offices.	\$177,856.96	\$0.00	3 Yrs. w/1 (1) Yr. Opt.	Local Operating
Rail Operations	CAR WASH SERVICES OF THE SOUTHEAST	Avondale and Armour Yard Train Wash Equipment Upgrades	The contract generally consists of replacement/upgrade of train wash equipment at the Avondale and Armour Yard Train Maintenance Facilities.	\$93,703.49	\$93,703.49	45 Days	Local Operating
Bus Operations	CAR WASH SERVICES OF THE SOUTHEAST	Laredo and Perry Bus Maintenance Facilities Bus Wash Equipment Upgrades	The contract generally consists of replacement/upgrade of bus wash equipment at the Laredo and Perry Bus Maintenance Facilities.	\$71,397.75	\$71,397.75	60 Days	Local Operating
Police / System Safety	CDW-G	Hardware Equipment Warranty Services for the CCTV Expansion Project	The contract generally consists of providing racks to support the servers used in the CCTV expansion project.	\$377,822.00	\$0.00	3 Years	Federal

**METROPOLITAN ATLANTA RAPID TRANSIT AUTHORITY  
PROCUREMENT CONTRACTS  
\$50,000 OR MORE ENTERED INTO BY MARTA  
(JULY1, 2010 THROUGH JUNE 30, 2011)**

OWNER	PAYEE	PURPOSE	DESCRIPTION	ORIGINAL AUTHORIZED AMOUNT	AMOUNT PAID TO DATE	TERM	BUDGET SOURCE
Human Resources	CIGNA HEALTHCARE OF GA	Group Health/Vision/RX/Dental and Critical Illness Insurance	The contract generally consists of providing group health care medical benefits, including vision, to MARTA employees.	\$223,504,957.00	\$31,817,452.00	3.5 Yrs. w/2 (1) Yr. Opt.	Local Operating
Rail Operations	CLEVELAND ELECTRIC CO.	Electrical Installation & Repair for Services MARTA HQ Complex	The contract generally consists of providing electrical repair and installation services on an as needed basis for MARTA HQ Complex.	\$99,000.00	\$6,833.52	3 Years w/(2) 1 Yr. Opt.	Local Operating
Technology	CLEVELAND ELECTRIC CO.	Tunnel Lighting Upgrades Vine City to W. Lake and Bankhead Stations	The contract generally consists of Installation of LED light fixtures at the from Vine City to West Lake and Bankhead Stations.	\$1,518,324.00	\$224,560.00	395 Days	Federal/Local Capital
Rail Operations	CLIFF'S FIRE EXTINGUISHER COMPANY	Maintenance and Repair of MARTA Facilities Fire Extinguishers	The contract generally consists of maintenance and repair of MARTA facilities fire extinguishers such as rail stations and administration buildings but does not include MARTA HQ and rolling stock.	\$153,085.00	\$7,840.00	2 Years w/3 (1) yr. Opt.	Local Operating
Human Resources	CONTINENTAL AMERICAN INSURANCE CO	Group Health/Vision/RX/Dental and Critical Illness Insurance	The contract generally consists of providing critical illness benefits to MARTA employees	\$1,607,732.50	\$233,195.00	3.5 Yrs. w/2 (1) Yr. Opt.	Local Operating
Bus Operations	COWETA-FAYETTE EMC NATURAL GAS, INC.	Natural Gas for MARTA's Bus Fleet	The contract generally provides that the Authority is a "firm" customer, meaning that its supply of natural gas for its bus fleet and facilities, cannot be interrupted.	\$451,889.00	\$57,189.22	1 Year	Local Operating

**METROPOLITAN ATLANTA RAPID TRANSIT AUTHORITY  
 PROCUREMENT CONTRACTS  
 \$50,000 OR MORE ENTERED INTO BY MARTA  
 (JULY1, 2010 THROUGH JUNE 30, 2011)**

OWNER	PAYEE	PURPOSE	DESCRIPTION	ORIGINAL AUTHORIZED AMOUNT	AMOUNT PAID TO DATE	TERM	BUDGET SOURCE
Technology	CUBIC TRANSPORTATION SYSTEM	AFL Software & Hardware Support and Professional Svcs.	The contract generally provides bundled maintenance, hardware warranty/repair, software support services and software maintenance under one contract for (6) years with the same expiration date for all services.	\$39,097,441.00	\$3,822,190.50	3 Years	Local Capital/Local Operating
Technology	CUBIC TRANSPORTATION SYSTEM	Payment Card Industry (PCI) Solution for the Automated Fare Collection System (AFC)	The contract generally provides services to maintain a secure network, maintain a vulnerability management program, implement strong access control measures, regularly monitor and test networks, and maintain an information security policy.	\$2,900,000.00	\$0.00	3 Years	Local Capital/Local Operating
Bus Operations	CUMMINS POWER SOUTH, LLC	Extended Service Anti-Freeze	The contract generally provides antifreeze for MARTA's Transit Buses and Paratransit Vans that is an extended service antifreeze that will not require changing in the life of an engine and requires additives only once per year.	\$418,934.00	\$103,699.65	3 Years	Local Operating
Bus Operations	CUMMINS POWER SOUTH, LLC	Cummins CM556 Engine Exchange Program	The contract generally provides for the mid-life engine overhaul of 30 ORION 2004 buses with replacement of Cummins C Gas Plus CM556 engines.	\$891,758.00	\$89,178.75	2 Years	Local Capital

**METROPOLITAN ATLANTA RAPID TRANSIT AUTHORITY  
PROCUREMENT CONTRACTS  
\$50,000 OR MORE ENTERED INTO BY MARTA  
(JULY1, 2010 THROUGH JUNE 30, 2011)**

OWNER	PAYEE	PURPOSE	DESCRIPTION	ORIGINAL AUTHORIZED AMOUNT	AMOUNT PAID TO DATE	TERM	BUDGET SOURCE
Technology	DELL MARKETING, LP	Microsoft & Software Licensing Utilizing the State of GA Computers	The contract generally provides repair and replacement services for computers that are vulnerable or malfunctioning. Upon diagnosis, those computers that cannot be repaired will be replaced with new computers. Pursuing this approach will allow the Authority to extend the life of its IT assets.	\$2,207,236.23	\$728,482.33	3 Years	Local Capital
Human Resources	DELTA DENTAL INSURANCE CO.	Group Health/Vision/RX/Dental and Critical Illness Insurance	This contract generally consists of providing dental insurance benefits to MARTA employees.	\$17,010,988.00	\$1,496,434.00	3.5 Yrs. w/2 (1) Yr. Opt.	Local Operating
Technology	DOCUTEAM	Multi-Functional Peripheral Lease Maint. Svcs.	This contract generally consists of the lease/maintenance of Multi-Functional Peripherals for MARTA's Headquarters and satellite offices.	\$114,000.00	\$114,000.03	9 Months	Local Operating
Finance	DYNAMIC SECURITY, INC.	Armed Security Guard Coverage for Revenue Operations	This contract generally consists of providing armed guards to accompany MARTA's revenue agents in the collection of MARTA fare revenue.	\$749,151.00	\$0.00	2 Yrs. w/1 Yr. Opt.	Local Operating
Bus Operations	ENGINEERED MACHINES PRODUCTS, INC.	Mini-Hybrid Bus Kits	The contract generally consists of one hundred eighty-three (183) mini-hybrid bus kits, also called a Thermal kit, replacing the hydraulic driven bus cooling system.	\$26,516,226.00	\$391,494.00	2 Years	Local Capital
Police / System Safety	ENVISION CMOSXRAY, LLC	Police Video X-Ray System	The contract generally consists of providing MARTA Police Department Bomb Assessment Team X-ray equipment enhancements and training in X-ray interpretation.	\$58,995.12	\$58,995.17	45 Days	Federal



**METROPOLITAN ATLANTA RAPID TRANSIT AUTHORITY  
PROCUREMENT CONTRACTS  
\$50,000 OR MORE ENTERED INTO BY MARTA  
(JULY1, 2010 THROUGH JUNE 30, 2011)**

OWNER	PAYEE	PURPOSE	DESCRIPTION	ORIGINAL AUTHORIZED AMOUNT	AMOUNT PAID TO DATE	TERM	BUDGET SOURCE
Rail Operations	EVERGREEN WASTE, LLC	Removal and Disposal of Industrial Waste Water Sludge from Various MARTA Facilities	The contract generally consists of providing pumping services for the removal and disposal of industrial waste/gray water and sludge from various maintenance facilities located Authority-wide.	\$681,272.00	\$0.00	3 Yrs. w/2 (1) Yr. Opt.	Local Operating
Police / System Safety	FORCE 911, LLC	Police K9 Equipped Chevrolet Tahoes	The contract generally consists of Procurement of three police pursuit Chevrolet Tahoe replacement vehicles.	\$76,800.00	\$76,800.00	6 Months	Federal
Technology	FORSYTHE SOLUTIONS GROUP	Payment Card Industry (PCI) Solution for the Automated Fare Collection System (AFC)	The contract generally consists of the service required solution to bring the AFC System into compliance with Payment Card Industry Data Security Standards (PCI)	\$572,143.00	\$557,477.00	3 Years	Local Capital/Local Operating
Bus Operations	GAS SOUTH, LLC	Natural Gas for MARTA's Bus Fleet	The contract generally provides that the Authority is a "firm" customer, meaning that its supply of natural gas for its bus fleet and facilities, cannot be interrupted.	\$5,640,362.00	\$880,596.37	1 Year	Local Operating
Bus Operations	GREAT LAKES PETROLEUM CO.	Engine Oil	The contract generally provides for the support of MARTA's engine oil needs for its entire fleet of diesel, CNG and gasoline engine buses, L-Vans and small buses.	\$1,277,900.00	\$107,703.80	3 Years	Local Operating
Technology	HEWLETT PACKARD	Hewlett Packard Product License & Maint. Support	The contract generally consists of maintenance support and licensing for MARTA HP equipment.	\$353,097.00	\$161,416.54	3 Years	Local Capital

**METROPOLITAN ATLANTA RAPID TRANSIT AUTHORITY  
 PROCUREMENT CONTRACTS  
 \$50,000 OR MORE ENTERED INTO BY MARTA  
 (JULY1, 2010 THROUGH JUNE 30, 2011)**

OWNER	PAYEE	PURPOSE	DESCRIPTION	ORIGINAL AUTHORIZED AMOUNT	AMOUNT PAID TO DATE	TERM	BUDGET SOURCE
Rail Operations	HYGAFEM GEORGIA, INC. DBA WELL BEING	Sanitary Disposal Unit Services for MARTA HQ Complex	The contract generally consists of providing disposal services for discarded feminine hygiene products in the ladies restrooms throughout the MARTA HQ Complex.	\$58,475.52	\$1,040.00	2 Yrs. w/2 (1) Yr. Opt.	Local Operating
Technology	INTERNATIONAL BUSINESS MACHINE CORP. (IBM)	IBM Maintenance and Maint. Support Svcs.	The contract generally allows MARTA to remain in compliance with IBM Licensing requirements for continued use of the Mainframe Operating System.	\$430,482.00	\$412,992.00	1 Year	Local Operating
Bus Operations	JOHNSON INDUSTRIES	Bus Batteries	The contract generally provides for the purchase of two (2) large 8D batteries per bus and Group 31 size, maintenance free, wet cell batteries for the L-Vans and small buses. The batteries are used for starting the buses and supplying power to multiple electrical components of the buses.	\$1,232,795.00	\$135,287.76	3 Years	Local Operating
Human Resources	KAISER PERMANENTE	Group Health/Vision/RX/Dental and Critical Illness Insurance	The contract generally consists of providing an HMO, including medical and vision benefits, for MARTA employees	\$64,468,271.00	\$5,280,799.00	3.5 Yrs. w/2 (1) Yr. Opt.	Local Operating
Technology	LIEBERT CORPORATION	Procurement of 2 Computer Room A/C Units	The contract generally consists of the procurement of essential AC units for HQ computer room.	\$92,670.00	\$92,670.00	2 Months	Local Capital
Bus Operations	MANSFIELD OIL CO.	Diesel Fuel & Unleaded Gasoline	The contract generally provides for the delivery and off-load of diesel fuel for the Authority's revenue vehicles, and unleaded gasoline for its non-revenue vehicles.	\$802,320.00	\$153,694.41	1 Year	Local Operating

**METROPOLITAN ATLANTA RAPID TRANSIT AUTHORITY  
 PROCUREMENT CONTRACTS  
 \$50,000 OR MORE ENTERED INTO BY MARTA  
 (JULY1, 2010 THROUGH JUNE 30, 2011)**

OWNER	PAYEE	PURPOSE	DESCRIPTION	ORIGINAL AUTHORIZED AMOUNT	AMOUNT PAID TO DATE	TERM	BUDGET SOURCE
Rail Operations	MASSANA CONSTRUCTION	Civic Center Ceiling Panel Replacement	The Contract generally consists of the removal and replacement of damaged ceiling panels and ceiling support system at the MARTA Civic Center Station located above I-75/85 in the City of Atlanta.	\$277,803.00	\$99,425.00	150 Days	Local Capital/Local Operating
Police / System Safety	MOTOROLA, INC.	Interoperable Software & Radio Modifications for Police Services	The contract generally consists of providing technical services needed to reprogram and add capabilities to enable continued interoperable communications with other emergency responders in and around the MARTA service area.	\$180,290.00	\$0.00	1 Month	Local Operating
Bus Operations	NEW SOUTH CONSTRUCTION / CIRCLE D ENTERPRISES	Request for Qualification for Design Build Solar Canopies at Laredo Bus Facility	The Contract generally consists of providing design-build services for solar canopies over the bus parking lots at the Laredo Bus Maintenance Facility and 5 year maintenance options.	\$9,305,557.00	\$3,526,173.32	1 Year	Federal
Technology	ORACLE	Software and support of Oracle Identity Management Systems	The contract generally consists of implementing an automated and centralized technology based security management system.	\$1,552,707.44	\$1,342,347.79	1 Year	Local Capital/Local Operating
Bus Operations	PETROLEUM TRADERS CORP.	Diesel Fuel & Unleaded Gasoline	The contract generally provides for the delivery and off-load of diesel fuel for the Authority's revenue vehicles and unleaded gasoline for its non-revenue vehicles.	\$7,722,330.00	\$0.00	1 Year	Local Operating

**METROPOLITAN ATLANTA RAPID TRANSIT AUTHORITY  
 PROCUREMENT CONTRACTS  
 \$50,000 OR MORE ENTERED INTO BY MARTA  
 (JULY1, 2010 THROUGH JUNE 30, 2011)**

OWNER	PAYEE	PURPOSE	DESCRIPTION	ORIGINAL AUTHORIZED AMOUNT	AMOUNT PAID TO DATE	TERM	BUDGET SOURCE
Rail Operations	PRECISION 2000, INC.	Stonecrest Park n Ride Lot Phase I	The Contract generally consists of constructing the intersection at Mall Parkway and Stonecrest Promenade, constructing to the rear property line of Zaxby's located on Stonecrest Promenade, demolition of existing structures on the property and installation of security fencing around the perimeter of the property.	\$922,000.35	\$0.00	150 Days	Local Capital
Police / System Safety	RED THE UNIFORM TAILOR, INC.	Police Uniforms	The contract generally consists of the procurement of uniforms and accessories for personnel within MARTA's Department of Police Services.	\$1,439,926.57	\$72,661.70	3 Yrs. w/1 (1) Yr. Opt.	Local Operating
Rail Operations	SCHINDLER ELEVATOR CORPORATION	Elevator Escalator Maintenance	The contract generally consists of providing full preventive maintenance and repairs for the 112 elevators and 149 escalators located throughout the Authority.	\$26,657,364.00	\$2,982,510.73	3 Yrs. w/2 (1) Yr. Opt.	Local Operating
Police / System Safety	SCIENCE APPLICATIONS INTERNATIONAL	Development of aTVA & COOP	The contract generally consists of providing preparedness expertise against both natural and man-made threats. The TVA identifies the assets within MARTA that are most susceptible to probable hazards in the region. The COOP establishes the organizational plan to maintain and restore the operations of the Authority, both during and immediately after a major event which disrupted normal service.	\$374,628.00	\$318,799.12	4 Months	Federal



**METROPOLITAN ATLANTA RAPID TRANSIT AUTHORITY  
PROCUREMENT CONTRACTS  
\$50,000 OR MORE ENTERED INTO BY MARTA  
(JULY1, 2010 THROUGH JUNE 30, 2011)**

OWNER	PAYEE	PURPOSE	DESCRIPTION	ORIGINAL AUTHORIZED AMOUNT	AMOUNT PAID TO DATE	TERM	BUDGET SOURCE
Technology	SHARED TECHNOLOGIES	PBX Hardware & Software Maintenance Utilizing the GSA Schedule 65-35F-01406	The contract generally will provide software support maintenance coverage to provide ongoing sustainability of MARTA's voice communications systems. The Private Branch Exchange (PBX) systems will provide call routing functionality for inbound call traffic and distributes call to its proper location within the MARTA enterprise Voice Network.	\$156,915.17	\$141,943.62	1 Year	Local Operating
Rail Operations	SIMPLEX GRINNELL, LP	Water-Based Systems Inspection, Maintenance & Test Services	The contract generally consists of ensuring that the current water-based fire protection system is in compliance with Federal, State, and Local Fire Codes. Compliance with the various fire codes will be maintained by the Contractor's testing, inspections and repairs of the fire protection system.	\$144,572.00	\$0.00	1 Yr. w/3 (1) Yr. Opt.	Local Operating
Police / System Safety	SIRCHIE FINGER PRINT LAB	Crime Scene Investigation Van	The contract generally consists of providing technical assistance to aid in the processing of crime scenes including the preservation of evidence collected in criminal cases.	\$66,279.00	\$66,279.00	105 Days	Federal
Police / System Safety	STONE MCELROY & ASSOCIATES, INC.	Police Psychological Assessment Services	The contract generally consists of psychological testing of potential police officers and critical incident counseling for Police Services.	\$67,350.00	\$3,840.00	3 Years	Local Operating

**METROPOLITAN ATLANTA RAPID TRANSIT AUTHORITY  
PROCUREMENT CONTRACTS  
\$50,000 OR MORE ENTERED INTO BY MARTA  
(JULY1, 2010 THROUGH JUNE 30, 2011)**

OWNER	PAYEE	PURPOSE	DESCRIPTION	ORIGINAL AUTHORIZED AMOUNT	AMOUNT PAID TO DATE	TERM	BUDGET SOURCE
Police / System Safety	STONE MOUNTAIN HARLEY DAVISON	Police Patrol Motor Cycles	The contract generally consists of purchasing (4) Police patrol motorcycles for MARTA's Department of Police Services.	\$50,568.00	\$0.00	6 Months	Federal
Technology	STORAGE ENGINE, INC.	Maint. Support for Storage Area Network Upgrade Hardware	The contract generally consists of providing support services to ensure continuous stability and availability of the data in our storage environment, Technical support is required to assist in diagnosing, analyzing, and resolving critical application issues.	\$106,295.83	\$106,295.83	1 Year	Local Operating
Technology	STORAGE ENGINE, INC.	Additional Storage Area Network	The contract generally consists of integrating the Brocade fiber channel switches, solid state devices and fiber channel disk array's into the existing data recovery management solution environment.	\$999,998.97	\$999,998.97	4 Years	Local Capital
Technology	STORAGE ENGINE, INC.	Payment Card Industry (PCI) Solution for the Automated Fare Collection System (AFC)	This contract generally consists of providing hardware support with the purchase of servers and storage devices for the Payment Card Industry (PCI) solution compliance for the Automatic Fare Collection (AFC) System.	\$308,359.00	\$307,140.16	3 Years	Local Capital/Local Operating
Rail Operations / Safety	TECHNICAL MAINTENANCE, INC.	Calibration Services for Test Equipment	The contract generally consists of calibration services for test equipment for the Authority's maintenance offices and Quality Assurance.	\$91,532.00	\$3,435.00	2 Years	Local Operating
Legal	TRANSDYN, INC.	Remote Terminal Units (RTU) Replacement	The contract generally consists of replacement services for the Remote Terminal Units (RTU) at the Airport Station, Ashby Street Station, Candler Park Station and the Arts Center Station.	\$93,437.00	\$0.00	6 Months	Local Capital

**METROPOLITAN ATLANTA RAPID TRANSIT AUTHORITY  
 PROCUREMENT CONTRACTS  
 \$50,000 OR MORE ENTERED INTO BY MARTA  
 (JULY1, 2010 THROUGH JUNE 30, 2011)**

OWNER	PAYEE	PURPOSE	DESCRIPTION	ORIGINAL AUTHORIZED AMOUNT	AMOUNT PAID TO DATE	TERM	BUDGET SOURCE
Police / System Safety	TRANSOURCE	Hardware Equipment Warranty Services for the CCTV Expansion Project	The contract generally consists of the procurement of Storage Area Network devices for the CCTV Expansion Project Servers.	\$1,034,481.00	\$1,034,431.00	3 Years	Federal
Rail Operations	VEOLIA TRANSPORTATION AND MAINTENANCE AND INFRASTRUCTURE, INC.	Track Renovation Phase II Running Rail 7 Switch Tie Replacement	This contract generally consists of a Base Contract to replace certain track products on the Authority's Rail Lines, and both Avondale and South Yard. Option one includes the procurement of running rail and switch steel hardware for the Atlanta Streetcar Project.	\$13,927,777.00	\$0.00	5 Years	Federal
Human Resources	WALGREENS HEALTH INITIATIVES	Group Health/Vision/RX/Dental and Critical Illness Insurance	This contract generally provides pharmacy prescription benefits to MARTA employees.	\$35,052,749.00	\$4,259,260.00	3.5 Yrs. w/2 (1) Yr. Opt.	Local Operating
Rail Operations	XO RAIL, INC.	Replacement of Railroad Crossing	The contract generally consists of furnishing and installing a new railroad crossing signal at Avondale Yard. It replaces an old obsolete and damaged signal.	\$54,817.50	\$54,817.50	45 Days	Local Capital

# **METROPOLITAN ATLANTA RAPID TRANSIT AUTHORITY CONSULTANT CONTRACTS**

The listing includes all consultant contracts for professional services entered into by MARTA. Professional services are generally acquired to obtain information, advice, opinions, alternatives, conclusions, recommendations, training or direct assistance such as studies, analyses, and evaluations. All MARTA policies were followed prior to award of the consultant contracts. Consultant contracts valued \$100,000 or more were approved by the Board of Directors.

**METROPOLITAN ATLANTA RAPID TRANSIT AUTHORITY  
CONSULTANT CONTRACTS  
(JULY 1, 2010 THROUGH JUNE 30, 2011)**

OWNER	PAYEE	PURPOSE	DESCRIPTION	ORIGINAL AUTHORIZED AMOUNT	AMOUNT PAID TO DATE	TERM	BUDGET SOURCE
Technology	2020 COMPANY, LLC	Prof. Svcs. for a Sr. Mgmt. for the Network Admissions Control (NAC) Project	The Consultant will provide professional services to replace old and failing equipment with an upgraded Network Admissions Control Infrastructure system.	\$33,000.00	\$0.00	2 Months	Local Capital
Rail Operations	ATLANTA SOUNDWORKS, INC.	Prof. Svcs. to Enhance Headquarters Board Room Public Access System	The Consultant will provide technical solutions for HQ Board Room PA system. This will include configuration, maintenance and support of the DaVinci software.	\$7,721.30	\$761.30	1 Month	Local Capital
Technology	AXIOM CORPORATION	Professional Services for a Principal Consultant for the Enterprise Backup Project	The Consultant will provide Professional services to support the Authority's disaster recovery plan and allow for seamless integration into the current Enterprise Backup solution, Symantec NetBackup.	\$35,822.00	\$0.00	2 Months	Local Capital
Communications & External Affairs	CISION US INC.	Media Monitoring Services	This Consultant will provide news reports and broadcasts to MARTA as received from various local and national news outlets.	\$11,410.00	\$0.00	1 Year	Local Operating
Human Resources	DOVER STAFFING, INC.	MARTA's Mystery Customer Program	The Consultant will provide professional services evaluating MARTA's customer service with special emphasis on the performance and behavior of all front line employees in meeting customer expectations.	\$99,000.00	\$0.00	1 Year	Local Capital

**METROPOLITAN ATLANTA RAPID TRANSIT AUTHORITY  
CONSULTANT CONTRACTS  
(JULY 1, 2010 THROUGH JUNE 30, 2011)**

OWNER	PAYEE	PURPOSE	DESCRIPTION	ORIGINAL AUTHORIZED AMOUNT	AMOUNT PAID TO DATE	TERM	BUDGET SOURCE
Bus Operations	DRAEGER SAFETY, INC. C/O CROSS INSTRUMENTATION	Prof. Svcs. to Review and Upgrade CNG Gas Detection Systems	The Consultant will assess the conditions of the existing CNG Gas Detection Systems by testing all individual gas detection devices, controller unit, and safety system interlock; and also, provide documentation of any corrective actions required.	\$29,340.00	\$0.00	3 Months	Local Operating
Planning	ETC INSTITUTE	Title IV Assessment of VBFS Alternatives	The Consultant will develop information for a Title VI Assessment of Variable Based Fare Structure (VBFS) alternatives from the recent Transit O-D Survey conducted for the Atlanta Regional Commission (ARC).	\$22,990.00	\$22,980.00	6 Months	Local Operating
Technology	GARTNER GROUP INC.	Technical Subscription for IT Leaders & Senior Level Executives (CIS)	The Consultant will provide technical subscriptions services for IT Leaders and Senior Level Executives (CIO).	\$91,480.00	\$91,480.00	1 Year	Local Operating
Technology	GEORGIA STATE UNIVERSITY	Training Based Promotion of Police Personnel	The Consultant will develop a testing and management training-based promotion program for prospective MARTA Police Sergeants to advance in rank according to their performance.	\$29,531.25	\$0.00	2 Years	Local Operating
Finance	GEORGIA STATE UNIVERSITY ECONOMIC FORECASTING CENTER	Prof. Svcs. to Provide Tax Forecasting	The Consultant will provide professional services required to provide customized reports for two 30-year sales tax projections and two 5-year reports.	\$65,000.00	\$10,000.00	2 Years	Local Operating

**METROPOLITAN ATLANTA RAPID TRANSIT AUTHORITY  
CONSULTANT CONTRACTS  
(JULY 1, 2010 THROUGH JUNE 30, 2011)**

OWNER	PAYEE	PURPOSE	DESCRIPTION	ORIGINAL AUTHORIZED AMOUNT	AMOUNT PAID TO DATE	TERM	BUDGET SOURCE
Technology	ISPA, INC.	Professional Services for an Integration Analyst for the CCTV Expansion Project	The Consultant will provide professional integration services on the CCTV project will add 601 cameras to the system. Some of the new cameras will transmit data in a high resolution format, using the latest video compression algorithms, greatly aiding Police Services' investigative work.	\$16,685.00	\$0.00	2 Months	Local Capital
Technology	ISPA, INC.	Prof. Svcs. for a Senior Network Engineer for the On-Board Vehicle Security Camera Proj.	The Consultant will provide professional services to install a high-quality CCTV system on 700 buses that will provide wireless capabilities for live viewing and video transfer.	\$51,767.00	\$0.00	2 Months	Local Capital
Rail Operations	LERCH BATES & ASSOCIATES, INC.	Emergency Services for Elevator/Escalator at Lenox Station	The Consultant will provide Investigative Services and Reporting on the Incident at Lenox Station involving Escalator No. 3.	\$12,603.72	\$12,587.76	2 months	Local Operating
Technology	MARGARET MERHOFF	Prof. Svcs. to Perform Material Mgmt. Peer Review	The Consultant will provide Material Management peer review of Inventory investments, service level benchmarking, on-hand versus usage, turns, efficiencies in receipt and disbursement of material, purchase versus expenditure, cyclic inventory accuracy dollars and records, adjustments, obsolete, issues by location and shift, buyer workload, parts return, and rebuilds.	\$5,000.00	\$3,000.00	3 Days	Local Operating

**METROPOLITAN ATLANTA RAPID TRANSIT AUTHORITY  
CONSULTANT CONTRACTS  
(JULY 1, 2010 THROUGH JUNE 30, 2011)**

OWNER	PAYEE	PURPOSE	DESCRIPTION	ORIGINAL AUTHORIZED AMOUNT	AMOUNT PAID TO DATE	TERM	BUDGET SOURCE
Legal	MARSH USA, INC.	Insurance Brokerage Service	The consultant will provide Insurance Consulting services , including providing advice on various lines of insurance products, placing insurance such as property and casualty lines.	\$352,500.00	\$0.00	2 Yrs. w/3 (1) Yr. Opt.	Local Operating
Planning	NEWMARK & COMPANY REAL ESTATE, INC.	Retail Concessions Psychographic Analysis Retail Location and Financial Analysis	The Consultant will provide a demographic and psychological study involving MARTA rail stations and customers. The study will provide recommendations for the feasibility of placing retail concessions in MARTA rail stations.	\$75,000.00	\$75,000.00	2 Months	Local Operating
Technology	PASSION FRUIT INC.	Prof. Svcs. to Provide Voice Recording for Interactive Voice Response	The Consultant will provide professional services needed for IVR. MARTA uses interactive voice response (IVR) technology to enable passengers to access next bus and rail information, fares, special bulletins, and policy information on the telephone.	\$20,000.00	\$6,812.00	2 Months	Local Capital
Finance	PUBLIC FINANACIAL MANAGEMENT (PFM)	Financial Advisory Service	The consultant will provide professional services to MARTA's Office of Finance, including issuing commercial paper and Letters of Credit as needed by Authority	\$340,500.00	\$0.00	1 Yr. w/4 (1) Yr. Opt.	Local Operating
Technology	QNET, INC.	Prof. Svcs. for Project Mgmt. Svcs. & Support of On-Board Vehicle Security Camera Proj.	The Consultant will provide technical services to support the On Board Vehicle Security Camera project. The project will consist of installing a high-quality CCTV system on 700 buses that will provide wireless capabilities for live viewing and video transfer.	\$38,016.00	\$0.00	2 Months	Local Capital



**METROPOLITAN ATLANTA RAPID TRANSIT AUTHORITY  
CONSULTANT CONTRACTS  
(JULY 1, 2010 THROUGH JUNE 30, 2011)**

OWNER	PAYEE	PURPOSE	DESCRIPTION	ORIGINAL AUTHORIZED AMOUNT	AMOUNT PAID TO DATE	TERM	BUDGET SOURCE
CPM & Admin. Svcs.	RESOURCE SUPPLY MANAGEMENT (RSM)	Prof. Svcs. to Support Mgmt. of MARTA's Energy Utilization	The Consultant will provide assistance/consulting services to the Authority by assisting with Fuel Supply Management, Utility Optimizations, Development of Conservation Projects, Regulatory support and provide a ready source of information, analysis and advice on energy matters affecting MARTA.	\$90,000.00	\$36,300.00	1 Year	Local Operating
Finance	SHARON GREENE & ASSOCIATES	Prof. Svcs. Transit Planning Board & the Atlanta Streetcar Project	The Consultant will provide professional services required to revise long range financial model to reflect the FY 2012 budget and evaluate 30-year operating and capital cost and revenue scenarios.	\$95,000.00	\$94,999.47	6 Months	Local Capital
Rail Operations	SCHINDLER CORPORATION	Emergency Services for Elevator/Escalator Maintenance	The Consultant will provide service calls, repairs and assessments on critical escalators and all elevators.	\$5,125,329.00	\$4,424,010.46	7 months	Local Operating
Technology	STATE OF GA / GSA VENDORS	General Consulting and Professional Services for Technology (Fiscal Year 2012)	The Consultants will support a wide variety of Technology-related capital projects including Data Warehousing Web Portal, Business Transformation Program, Mainframe Transition, Oracle Applications, Enterprise Applications, Security Management and Upgrade of Aging Equipment.	\$20,730,602.00	\$0.00	1 Year and 30 Days	Local Capital

**METROPOLITAN ATLANTA RAPID TRANSIT AUTHORITY  
CONSULTANT CONTRACTS  
(JULY 1, 2010 THROUGH JUNE 30, 2011)**

OWNER	PAYEE	PURPOSE	DESCRIPTION	ORIGINAL AUTHORIZED AMOUNT	AMOUNT PAID TO DATE	TERM	BUDGET SOURCE
Technology	STORAGE ENGINE, INC.	Application Engineering Prof. Svcs. for the CCTV Expansion Project	The Consultant will provide technical services to support the CCTV project which will add 601 cameras to the system. Many of the new cameras will transmit data in a high resolution format, using the latest video compression algorithms, greatly aiding Police Services' investigative work.	\$66,000.00	\$0.00	2 Months	Local Capital
Legal	THE BUSINESS PSYCHOLOGY COMPANY, LLC	Professional Services for Management Improvement	The Consultant will provide professional services for organizational development and team building activities.	\$144,000.00	\$112,000.00	1 Year and 3 Months	Local Operating
Planning	TRANSYSTEMS CORPORATION	MARTA Fare Elasticity Model Recalibration	The Consultant will provide professional services to review the current MARTA fare structure and create an updated fare model based on MARTA's fare increases.	\$28,165.00	\$27,916.00	3 Months	Local Operating
Human Resources	VINCENT REINA	Prof. Svcs. to Provide Transit Labor and Budget Consulting Services	The Consultant will provide professional services to support the coordination of all costing activities in support of the collective bargaining process.	\$75,000.00	\$16,944.75	1 Year	Local Operating
Rail Operations	VTX A DIVISION OF GANNETT FLEMING, INC.	Escalator Inspections and Condition Assessment	The Consultant will conduct an independent investigation into the elevator incidents at Kensington and Dunwoody Stations and provide a comprehensive review and assessment of all of MARTA's escalators.	\$367,000.00	\$359,401.79	8 months	Local Operating

**METROPOLITAN ATLANTA RAPID  
TRANSIT AUTHORITY  
INCREASES OF EXISTING BOARD  
APPROVED CONTRACTS**

There were no increases of existing contracts during the 2011 Fiscal Year.

**METROPOLITAN ATLANTA RAPID  
TRANSIT AUTHORITY  
PERSONS, FIRMS, OR CORPORATIONS  
RECEIVING \$20,000 OR MORE**

The report lists all entities and the total amount paid to them by MARTA during the fiscal year, with some exclusions. Employees and vendors receiving funds withheld from employees' salaries, such as the pension trustees, the Transit union and the bank which receives tax withholdings are excluded. Entities who received less than \$20,000 in total for the year are also excluded from the report.

Metropolitan Atlanta Rapid Transit Authority  
Persons, Firms, or Corporations Receiving \$20,000 or More  
For the Period July 1, 2010 through June 30, 2011

<b><u>NAME</u></b>	<b><u>PURPOSE</u></b>	<b><u>TOTAL</u></b>
2020 COMPANY, LLC	Technology Consulting Services	376,998
ABACUS SOLUTIONS, LLC	Network Application Maintenance & Equipment	89,535
ACCESS SECURITY PARKING INTEGRATED SOLUTIONS, LLC	Maintenance of Parking Control Equipment	83,582
ACL INDUSTRIES, INC.	Bus Repair Parts	22,300
ADCAP NETWORK SYSTEMS	Payment Card Industry (PCI) Software	101,454
ADVANCED DISPOSAL SERVICES	Refuse/Garbage Collection & Disposal	153,582
ADVANCED STRATEGIES, INC.	Facilitation of Business Process Analysis Program	54,600
ADVANCED TECHNOLOGY GROUP	Technology Courses and Examinations	20,320
ADVANTAGE GRAPHIC & SIGNS/BRITE STAR INC.	Mural Restoration at North Avenue Station	24,295
AETNA HEALTH INC.	Employee Health, Dental & Vision Insurance	33,543,251
AGL RESOURCES	Purchase of CNG Facility	777,850
AHURA SCIENTIFIC, INC.	Training for Police Department Personnel	40,740
AIG AMERICAN GENERAL	Administrative Fees for Critical Illness Insurance	419,850
ALLAN VIGIL FORD	Repair Services for Bus Maintenance	43,330
ALLAUDDIN DHANANI & RUKSHANA	Legal Claim Settlement	40,000
ALLEGIANCE SECURITY GROUP, LLC.	Armed Security Guard Services	290,340
ALLENE JENKINS C/O SUSAN J. SADOW	Legal Claim Settlement	41,228
ALLIED ELECTRONICS	Rail Car Repair Parts	23,865
ALSTOM	Rehabilitation of Rail Cars	1,542,610
ALSTOM SIGNALING, INC.	Rail Control Center Upgrade Project	3,490,423
ALSTOM TRANSPORTATION ELECTRONIC SYSTEMS, INC.	Rail Car Repair Parts	241,650
AMERICAN CARWASH	Exterior Cleaner for Rail Cars	55,225
AMERICAN FIBER SYSTEMS, INC.	Fiber Optic Lease	45,130
AMERICAN LIGHTING, LLC/VOIGT LIGHTING, LLC	LED Light Fixtures	95,765
AMERICAN PUBLIC TRANSPORTATION	Membership, Learning Center and Conferences	161,237
AMERICAN SHORING, INC.	Emergency Shoring Services	46,060
AMERICAN TOWERS, INC.	Tower Space Rent For Communications System	77,242
ANA LABORATORIES, INC.	Oil and Fuel Analysis Services	33,328
ANDERSON SAFETY, INC.	Paper Towels, Bottled Water and Various Supplies	393,867
ANSALDO STS USA, INC.	Rail Maintenance Parts	84,894
APPELBAUM & ASSOC., P.C.	Representation of MARTA In Various Legal Proceedings	567,441
APPLE INC.	Computer Hardware and Software	87,258
A-PRO COLLISION CENTER OF GWINNETT	Repair of Non-Revenue Vehicles	51,112
ARCADIS U. S., INC	Professional Surveying Services	57,358
ARINC, INC.	SCADA System annual maintenance and support renewal	68,683
ARS MECHANICAL, LLC	HVAC Services for MARTA Headquarters Complex	235,466
ASI MODULEX	MARTA Decals	53,009

Metropolitan Atlanta Rapid Transit Authority  
Persons, Firms, or Corporations Receiving \$20,000 or More  
For the Period July 1, 2010 through June 30, 2011

<b><u>NAME</u></b>	<b><u>PURPOSE</u></b>	<b><u>TOTAL</u></b>
ASK-INTTAG, LLC	Contactless Smart Card Fare Media	945,000
ASSETWORKS, INC.	EAM/ERP Software Maintenance	401,922
ASSOCIATED FUEL SYSTEMS, INC.	Engine Repair Parts and Radiator Repairs	254,187
AT&T	Telecommunication Services	461,913
AT&T MOBILITY	Telecommunication Services	118,442
ATC ASSOCIATES, INC	Geotechnical Engineering and Construction Materials Testing	888,270
ATLANTA COMMERCIAL TIRE	Tires for Non-Revenue Vehicles	104,468
ATLANTA COMMUNICATIONS COMPANY	Services for Radio Maintenance	31,190
ATLANTA DOWNTOWN IMPROVEMENT DISTRICT	Refund Share of Atlanta Streetcar Tiger Effort	21,954
ATLANTA GEAR & AXLE COMPANY	Differentials, Axles & Other Parts for Passenger Buses	80,022
ATLANTA INK & DESIGN, INC.	Printing Services Including Installation	63,628
ATLANTA JOURNAL CONSTITUTION	Advertising and Publication of Notices	195,685
ATLANTA MEDICAL CENTER	Legal Claim for Medical Services	80,863
AUBURN UNIVERSITY	Canine Handler Course & Veterinary Services	41,791
AUSTRALIA AND NEW ZEALAND BANKING	LILO Restructuring Fee	1,507,395
AUTO EQUIPMENT CO.	Repair Services for Bus Maintenance	25,110
AVO MULTI-AMP D/B/A MEGGER	Equipment for Rail Operations	32,626
AXIOM CORPORATION	General Consulting and Professional Services	589,863
BAKER DISTRIBUTING COMPANY	Refillable & Disposable Freon Cylinders	188,149
BANK OF AMERICA	Employer Portion of FICA	16,025,812
BANK OF AMERICA, N.A.	Travel & Conference Expenses Paid by Credit Card	63,893
BANNEKER ENERGY, LLC	Engine & Gearbox Oil and Bearing Grease	130,301
BARGAINING POWER INC.	Technology License Fee, Training & Maintenance	20,000
BATTERY DISTRIBUTORS INC	Wet Cell, Bus and Various Batteries	46,197
BATTLE & BATTLE	Batteries and Various Supplies	51,069
BEATTY CONSTRUCTION COMPANY	Construction Services for Bus Supervisors' Booths	458,396
BELL LAW FIRM TRUST ACCOUNT AND JEREMIAH GADSON	Legal Claim Settlement	30,062
BELL SOUTH TELECOMM, INC.,	Telecommunication Services	931,681
BENDER ELECTRONICS, INC.	Ground Fault Monitors for Train Control System	75,940
BHA CONSULTING, LLC	Services for Other Post Employee Benefits Study	32,952
BLOOMBERG, L.P.	Bloomberg Terminal	29,175
BOMBARDIER TRANS.	Repair Parts for Rail Cars	161,245
BONDURANT MIXSON & ELMORE LLP	Legal Services Regarding HB-277	38,776
BOOZ ALLEN & HAMILTON, INC	General Consulting and Professional Services	25,500
BRENCO OPERATING	Spark Plugs for Buses	381,590
BRIDGE CATERING LLC.	Catering Svcs. for Employee Appreciation Event	27,850
BRIDGESTONE AMERICAS TIRE OPERATIONS, LLC	Bus Tire Lease & Service	1,361,455
BRINSON, ASKEW & BERRY ATTORNEYS	Legal Claim Settlement	100,000

Metropolitan Atlanta Rapid Transit Authority  
 Persons, Firms, or Corporations Receiving \$20,000 or More  
 For the Period July 1, 2010 through June 30, 2011

<b><u>NAME</u></b>	<b><u>PURPOSE</u></b>	<b><u>TOTAL</u></b>
BRYAN CAVE POWELL GOLDSTEIN	Representation of MARTA In Various Legal Proceedings	81,211
BULLOCH FENCE & DOOR CO.	Repair Services	20,196
BUREAU VERITAS NORTH AMERICA, INC.	Safety, Health & Industrial Hygiene Consulting Svcs	617,238
CADILLAC FAIRVIEW CORP.	Ground Leases	90,000
CADUCEUS OCCUPATIONAL MEDICINE	Employment Physicals & Drug and Alcohol Screening	108,472
CAR WASH SERVICES OF THE SOUTHEAST, INC.	Train & Bus Wash Equipment Upgrades; Supplies	182,520
CAROL GARRETT, KAUFMAN LAW, PC & GRAY, RUST, ST. AMAND, MOFFETT	Legal Claim Settlement	50,000
CAROLINA RIM & WHEEL CO.	Brake Linings and Drums	54,308
CARTER & ASSOCIATES, LLC	Lindbergh TOD Development Rights	163,690
C-COMM 911 EMERGENCY VEHICLE OUTFITTERS	Equipment for Police Department Vehicles	37,535
CDW GOVERNMENT, INC.	Technology Hardware and Software	534,290
CENTENNIAL CONTRACTORS ENTERPRISES	Job Order Contract To Perform Various Repair And Improvement Construction Projects At Existing Facilities	3,700,036
CHEETAH LEARNING, LLC.	Technology Training	30,429
CHEMSEARCH	Lease and Service Parts Washers at Bus Maintenance Garages	58,350
CHERRY, BEKAERT & HOLLAND, LLP	Annual Financial Audit Services	348,898
CHRISTOPHER BAINES & HIS ATTORNEY RANDY S. SLATER	Legal Claim Settlement	35,000
CHRISTOPHER NICOLET & HIS ATTORNEYS, STEVENS & WILLIAMSON	Legal Claim Settlement	32,000
CIBC CAPITAL CORPORATION	Waiver Fee Regarding Rail Statutory Trust	200,000
CITY OF ALPHARETTA	ARC Offset Projects	63,661
CITY OF ATLANTA	Utilities - Water/Sewer; CBS Outdoor Advertising Contract Deferred Commissions	1,280,586
CITY OF COLLEGE PARK	Utilities - Water/Sewer & Pipe Leak Settlement for College Park Station	91,948
CITY OF DORAVILLE	ARC Offset Projects	657,790
CITY OF DUNWOODY	ARC Offset Projects	32,400
CITY OF JOHNS CREEK, INC.	ARC Offset Projects	22,044
CITY OF MILTON	ARC Offset Projects	291,674
CITY OF ROSWELL	ARC Offset Projects	186,977
CITY OF SANDY SPRINGS	ARC Offset Projects & Outdoor Advertising Commissions	135,397
CITY OF STONE MOUNTAIN	ARC Offset Projects	568,047
CLEVELAND ELECTRIC COMPANY	ATC Track Upgrade, Tunnel Lighting and Other Capital Projects	1,002,879
CLIENTSOLV TECHNOLOGIES	General Consulting and Professional Services	381,173
COBB ENVIRONMENTAL & TECHNICAL SERVICES, INC.	Brady Groundwater Remediation System	348,200
COMPLETE ENVIRONMENTAL PRD INC	Absorbent Pads - 38"WIDE X 144' LONG	38,352
COMPLIANCEPOINT, INC	Services for the Purchase Card Industry Compliance Project	20,000
COMPSYCH CORPORATION	Employee Assistance Program Provider	29,640

Metropolitan Atlanta Rapid Transit Authority  
Persons, Firms, or Corporations Receiving \$20,000 or More  
For the Period July 1, 2010 through June 30, 2011

<b><u>NAME</u></b>	<b><u>PURPOSE</u></b>	<b><u>TOTAL</u></b>
COMPUWARE CORPORATION	Annual Software Maintenance	69,278
CONFIDEX, INC.	Breeze Card Fare Media	2,198,800
CONNECTICUT GENERAL LIFE INS. CO.	Group Health and Wellness Medical Insurance	17,087,641
CONTINENTAL AUTOMOTIVE SYSTEMS US, INC.	Furnish and Install Bus Radio/AVL	1,975,788
COWETA-FAYETTE EMC NATURAL GAS	Natural Gas For Facilities Heating	41,105
CPAK CORPORATION	Technology Hardware and Software	92,739
CRAWFORD LONG HOSPITAL OF ATLANTA	Legal Claim for Medical Services	29,799
CRITICAL COMPONENTS, INC.	Services and Equipment for HQ Data Center Rehabilitation	96,125
CROSS INSTRUMENTATION	Portable Natural Gas Detection System	171,965
CUBIC TRANSPORTATION SYSTEMS	Fare Collection System Implementation & Maintenance	10,013,230
CUMMINS POWER SOUTH, LLC	Bus Engines and Engine & Transmission Repair Parts & Supplies	1,921,433
D&B JANITORIAL SERVICE	Facility-Wide Floor Care Services	91,633
DAIMLER BUSES NORTH AMERICA, INC.	Parts for Revenue Vehicles	944,403
DAMIKA PRICE & BUDDOO & ASSOC. P.C.	Legal Claim Settlement	45,000
DANA SAFETY SUPPLY	Police Ballistics Vests and Carriers	24,703
DATALINK CORPORTATION	Software Maintenance	92,243
DAVID ATES, P.C.	Legal Services	47,160
DEBORAH CALDWELL-LOWE	Legal Claim Settlement	37,468
DECATUR, CITY OF	ARC Offset Projects & Stormwater Fees	85,672
DEKALB COUNTY BOARD OF COMMISSIONERS	CBS Outdoor Advertising Contract Deferred Commissions; ARC Offset Projects; Water Service & Stormwater Fees	1,256,755
DEKALB COUNTY TAX COMMISSIONER	Property Taxes and Stormwater Fees	115,798
DELL MARKETING L.P.	Technology Hardware and Software	1,138,846
DELTA AIRLINES	Airline Tickets	104,169
DELTA DENTAL INSURANCE COMPANY	Group Health and Wellness Dental Insurance	1,276,678
DIVERSE ENTERPRISE	Various Maintenance Supplies & Materials	120,897
DLR DISTRIBUTORS, INC.	Various Repair Parts and Supplies for Rail Cars	299,524
DLT SOLUTIONS, INC.	Software Maintenance	102,663
DMJM HARRIS	Transit Planning Consulting Services	3,682,808
DOCUTEAM, INC.	Photocopier Lease/Service and Equipment	211,920
DOLAN, MARIA H	Legal Claim Settlement	104,750
DONALD P. EDWARDS, ATTORNEY AND COUNSELOR AT LAW	Representation of MARTA in Various Legal Proceedings	133,667
DORETHIA TAYLOR & AARON TAYLOR & ATTORNEY	Legal Claim Settlement	85,000
TIMOTHY MCEWING		
DOROTHY R. WOODS, AS ADMIN. OF THE EST. OF WILLIE	Legal Claim Settlement	90,000
JAMES WILKERSON & THEIR ATTY. JACK O. MORSE		
DOVER STAFFING, INC.	Mystery Customer Program	133,248



Metropolitan Atlanta Rapid Transit Authority  
Persons, Firms, or Corporations Receiving \$20,000 or More  
For the Period July 1, 2010 through June 30, 2011

<b>NAME</b>	<b>PURPOSE</b>	<b>TOTAL</b>
DYNALECTRIC GEORGIA	Uninterruptible Power System (UPS); Replacement Phase II & Emergency Trip Station Replacement	1,407,934
E. SAM JONES DISTRIBUTOR	Electric Ballasts and Lamps	92,430
E. W. GOGOLIN & ASSOCIATES, LLC	Representation of MARTA in Various Legal Proceedings	182,620
E.I. DU PONT DE NEMOURS AND COMPANY	Painting Supplies	51,579
EAGLE SAFETY SUPPLY, INC.	Safety Vests for Police Services	36,395
ECKERT SEAMANS CHERIN & MELLOTT	Professional Services for Unwinding Lease Leaseback Financing Agreements	445,783
ED'S PAWN SHOP INC. DBA ED'S PUBLIC SAFETY INC.	Ammunition for Police Department	21,700
EFUNDS CORPORATION	Software Maintenance	37,800
ELECTRICAL CABLE SPECIALISTS	Electrical Cable/Wire	69,633
ELECTRONIC DEPOT	Electronic Accessories and Repair/Replacement Parts	51,988
ELECTRO-WIRE, INC.	Flexane Cable	24,790
EMERSON NETWORK POWER, LIEBERT SVC., INC.	Battery Banks & Repairs to UPS @ Candler Park Facility	49,058
EMERY, INC.	Various Supplies for Bus Maintenance	243,923
EMURRIEL HOLLOWAY & JASON R. MANTON, P.C., ATTY	Legal Claim Settlement	150,000
EN POINTE TECHNOLOGIES SALES, INC.	Software, Hardware and Office Equipment	150,392
ENFORCEMENT TECHNOLOGY GROUP, INC.	Crisis Telephone Communication System for Police Services	25,000
ENGENIUS CONSULTING GROUP, INC	General Consulting and Professional Services	1,594,035
ENGINEERED MACHINED PRODUCTS, INC.	Mini-Hybrid Bus Kits & Other Bus Equipment	1,243,615
ENGINEERED RESTORATION, INC.	Shoring Services at Various Facilities/Locations	28,123
ENSCO INC.	Automated Track Geometry Measurement Tests	85,800
ENVIRONMENTAL SYSTEMS RESEARCH INSTITUTE, INC.	Software Licenses and Maintenance	50,700
EPOKE NORTH AMERICA, INC.	Spreader for Bus Maintenance	20,069
ESI ACQUISITION, INC.	WEBCO Software Support	29,800
ESSENTIAL DATA CORP.	General Consulting and Professional Services	836,869
ETC INSTITUTE	Title VI Assessment of VBFS Alternatives	22,980
EVANS TECHNOLOGY INC	Consulting for Capital Program Management Solution	22,952
EVERGREEN WASTE INC	Removal And Disposal Of Industrial Waste Water & Sludge	104,011
EXXOR, INC.	Software Maintenance	36,000
FACILITY SUPPLY GROUP, LLC	Paper Products	37,387
FAITH TECHNOLOGIES	Auxiliary Power Swithgear Replacement - Arts Center	892,849
FIBRWRAP CONSTRUCTION SE, LLC	Concrete Girder Renovations of CN915 & CE530 Aerial Structures	948,483
FIFTH THIRD LEASING COMPANY	MARTA Rail Statutory Trust	200,000
FIRE SYSTEMS, INC.	Fire Extinguishers	74,050
FIRST SIGNAL, LLC	Software Support and Maintenance	20,188
FISHNET SECURITY, INC.	Software Maintenance	40,598
FORCE GUIDED RELAYS INTERNATIONAL, INC.	Direct Current Relays for Rail Cars	57,435

Metropolitan Atlanta Rapid Transit Authority  
Persons, Firms, or Corporations Receiving \$20,000 or More  
For the Period July 1, 2010 through June 30, 2011

<b><u>NAME</u></b>	<b><u>PURPOSE</u></b>	<b><u>TOTAL</u></b>
FORSYTHE SOLUTIONS GROUP	Software & General Consulting and Professional Services	788,328
FOSTER L B COMPANY	Fasteners and Other Parts for Track Railway	102,794
FOUR POINTS TECHNOLOGY	Disaster Recovery Support	42,390
FULTON COUNTY PUBLIC WORKS	CBS Outdoor Advertising Contract Deferred Commissions	55,459
FUSECO INC.	Fuses for Rail Cars	52,060
G4 ENTERPRISES, INC.	Hardware and Software Maintenance Support	32,496
GANNETT FLEMING, INC.	VTX Escalator Inspections for Emergency	359,402
GANTEC CORPORATION	General Consulting and Professional Services	998,306
GARTNER GROUP INC.	Technical Subscription for IT Leaders and Senior Level Executives (CIO)	124,245
GARY H. PARRISH & DAVID W. HIBBERT, ATTY.	Legal Claim Settlement	99,999
GARY L. SANDERS & POLLIE M. SANDERS	Legal Claim Settlement	1,350,000
GAS SOUTH	Natural Gas For Bus Fleet & Facilities	5,785,053
GENUINE PARTS COMPANY - NAPA	Filters and Other Parts & Supplies for Buses	38,955
GEORGIA DEPT. OF LABOR	State Unemployment Taxes & Inspection Permits	643,696
GEORGIA POWER COMPANY	Electricity and Propulsion Power; Service and Repair Work orders	16,648,191
GEORGIA STATE UNIV. RESEARCH FOUNDATION	Police Training & Assessment and Six Sigma Certification for Technology Personnel	44,903
GEORGIA STATE UNIVERSITY	Sales Tax Projections and Sponsorship of Economic Forecasting Center	25,000
GEORGIA SUBSEQUENT TRUST FUND	Excess Workers Compensation Assessment & Adjustment	368,998
GEORGIA-PACIFIC OFFICE BLDG	Rooftop Antennae	76,819
GHZ COMMUNICATIONS, INC.	Bus Radio/AVL Project	149,672
GILLIG CORPORATION	Repair/Maintenance Parts for Buses	40,845
GLOBAL KNOWLEDGE NETWORK, INC.	Technology Training & Seminars	92,579
GOOD SUCCESS COMPANY, INC.	Janitorial Services for the MARTA HQ Complex	196,704
GOOGLE, INC.	Google Message Security-Maintenance & Support	41,865
GORDIAN GROUP, INC.	Job Order Contracting Software Maintenance	108,192
GOVCONNECTION, INC.	Computer Hardware & Office Equipment	23,239
GRADY MEMORIAL HOSPITAL CORPORATION	Legal Claim Settlement	47,511
GRAINGER	Various Equipment, Parts and Supplies	189,755
GRAYBAR ELECTRIC	Cable and Various Repair Parts	100,287
GREAT LAKES PETROLEUM	Procurement of Engine Oil	75,568
GREEN HEART ENTERPRISES	Install K9 Kennel & Concrete and Asphalt Repairs	39,630
GRIMCO, INC.	Aluminum Sheets & Reflective Film	43,840
HARDY FLEET GROUP	Vehicles for Police Department	51,248
HAROLD M PITMAN COMPANY	Services for Support Services Office	20,409
HAROON CHOUDHRI	Expert Review of Medical Records for Legal Department	33,250
HARTFORD LIFE-PENSION PLAN	Pension Contribution for Non Represented Employees	805,614

Metropolitan Atlanta Rapid Transit Authority  
Persons, Firms, or Corporations Receiving \$20,000 or More  
For the Period July 1, 2010 through June 30, 2011

<b><u>NAME</u></b>	<b><u>PURPOSE</u></b>	<b><u>TOTAL</u></b>
HEATH & LINEBACK ENGINEERS, INC	Structural Inspection Engineering & Evaluation Services Of Aerial Structures	97,475
HEWLETT PACKARD	Product License & Maintenance	212,285
HEWLETT-PACKARD FINANCIAL SERVICES COMPANY	Refrubished Hardware	49,280
HOLLAND & KNIGHT LLP	Governmental Affairs Consulting Services	132,000
HOME DEPOT	Maintenance and Repair Materials	125,632
HOPPECKE BATTERIES, INC.	Rail Car Batteries	73,778
HOTELS.COM US	Hotel Reservations	23,754
HOWARD & SONS AUTOMOTIVE SERVICES, INC.	Repair of Vehicles	43,855
HOWARD'S WRECKER SERVICE	Services for Bus Maintenance	44,975
HYDRAULIC SUPPLY CO.	Hoses for Buses	28,188
IBM	Mainframe Licensing and Support	423,882
INDUSTRIAL PACKAGING CORPORATION	Maintenance Supplies	42,759
ING	Life & Accidental Death and Dismemberment Insurance	2,352,486
INTEGRATED BUILDING SERVICES, INC.	Roof Replacement Project	78,547
INTERPRINT COMMUNICATIONS, INC	Printing of Maps, Fare and Service Brochures & Other Materials	53,926
INTUEOR CONSULTING, INC.	General Consulting and Professional Services	1,769,398
ISE INGEGNERIA DEI SISTEMI ELE	Relay Output Boards for Rail Cars	25,693
ISPA, INC.	General Consulting and Professional Services	2,474,898
IT DATA STORAGE	Hardware and Software Support for EMC Arrays	34,995
IXYS LONG BEACH, INC.	Parts for Rail Cars	186,455
J. FRANKLIN BURNS, P.C.	Legal Claim Settlement	25,000
J.M. WILKERSON CONSTRUCTION CO.	Structural Rehabilitation Project	2,321,283
JACK NADEL, INC.	Marketing Collateral & Promotional Materials	38,058
JACK SPEARS, INC. DBA JSI SIGN	Graphic Printer Ink Cartridges and Vinyl Adhesive	23,521
JAMES GADDY AND HIS ATTORNEY,	Legal Claim Settlement	55,915
JANEK	Controllers and Various Parts for Buses	126,030
JANICE RENEE COPELAND	Legal Claim Settlement	100,000
JANICE RICHARDSON C/O LLOYD HOFFSPIEGEL, ESQ.	Legal Claim Settlement	33,400
JEM SALES, INC	General Purpose Cleaners for Revenue Vehicles	106,879
JOE POWELL & ASSOCIATES, INC.	Liebert Computer Room A/C units	92,670
JOHNSON CONTROLS, INC.	Genetec Software Support for the CCTV system	94,738
JOHNSON INDUSTRIES	Parts and Supplies for Mobility & Non-Revenue Vehicles	172,845
JOHNSTONE SUPPLY COMPANY	HVAC Units and Other Equipment	23,942
JP MORGAN CHASE BANK NA	Commercial Paper Facility Commitment Fee	412,500
KAISER PERMANENTE INSURANCE COMPANY, INC.	Group Health Maintenance Organization Fees	722,261
KC ELECTRONIC DISTRIBUTORS, INC	Tranducers - Isolation Amps	24,647
KEMI CONSTRUCTION CO., INC.	BRT/Memorial Drive Corridor Project	3,108,753
KIRK'S AUTOMOTIVE INC.	Various Maintenance/Repair Parts for Buses	132,586

Metropolitan Atlanta Rapid Transit Authority  
Persons, Firms, or Corporations Receiving \$20,000 or More  
For the Period July 1, 2010 through June 30, 2011

<b><u>NAME</u></b>	<b><u>PURPOSE</u></b>	<b><u>TOTAL</u></b>
LANIER STEEL PRODUCTS, INC.	Various Maintenance/Repair Parts for Rail Trackway	167,872
LAWN CREATIONS, LLC	Landscape Services	143,837
LAWN PRO LANDSCAPING, INC	Landscape Services	72,575
LEE FOWLER C/O DARWIN F. JOHNSON	Legal Claim Settlement	62,683
LEVI, RAY & SHOUP INC.	Software Support and Maintenance	44,019
LIGHT BULB DEPOT 13 LLC	Lamps and Ballasts	23,512
LINDBERGH CITY CENTER OWNER'S ASSOC	Fees Pursuant to First Amended & Restated Parking Agreement	142,405
LONGWOOD ELASTOMERS, INC	Rubber Suspension for Rail Cars	51,320
LPS INTEGRATION, INC.	Computer Hardware	159,825
LTK ENGINEERING SERVICES	Rail Vehicle Consulting (RVC) Services	1,686,899
M.C. DEAN, INC	Fire Protection Systems Upgrade & Closed Circuit TV Projects	1,821,720
MABRY & MCCLELLAND	Representation of MARTA in Various Legal Proceedings	571,486
MAC PAPERS	Printing Paper for Authority-Wide Use	200,346
MACTON CORPORATION	Macton Jacking Lift Assembly Parts	77,992
MANSFIELD OIL CO INC.	Diesel Fuel and Unleaded Gasoline	6,162,923
MARJEAN SELBY CONTRACTING, INC.	Furnish & Install K9 Kennels	39,900
MARY NICOLET & HER ATTORNEYS	Legal Claim Settlement	123,000
MASSANA CONSTRUCTION, LLC.	Civic Center Ceiling Panels & Drainage and Abutment Rehab	118,720
MATRIX RESOURCES, INC.	General Consulting and Professional Services	59,095
MAYER BROWN, LLP	Lease Restructuring	93,722
MCKENNA LONG & ALDRIDGE	Legal Services	38,391
MCMASTER-CARR SUPPLY CO	Various Repair Parts & Tools	43,807
MCPHERSON OIL CO. INC.	Engine Oil, Lubricants and Grease	286,844
MEDIA SOUTH COMPUTER SUPPLIES	Toner Cartridges and Other Office Supplies	43,305
MERLINOS & ASSOCIATES, INC	Actuarial Services for Risk Management Department	24,001
METRO ATLANTA TRANSIT TEAM (MATT)	General Engineering Consulting Services in Support of the Capital Program	3,465,165
METRO VAC & BROOM SERVICE	Sweeping of Parking Lots	74,960
METROPOLITAN ATLANTA TRANSIT CONSULTANTS (MATC)	General Engineering Consulting Services in Support of the Capital Program	15,820,102
MICHELIN TIRE CORPORATION	Bus Tire Lease and Service	1,007,624
MINGLEDORFF'S INC - NORCROSS	HVAC Units and Repair Parts	53,990
MITECNET CONTROLS	Inspection, Testing, & Maintenance of Fire Alarm Panel at HQ	23,070
MKW TECH, INC.	Various Parts for Rail Cars	37,782
MOHAWK MFG. & SUPPLY CO.	Various Bus Maintenance Parts	174,446
MORRIS JAMES, LLP	Services Regarding Lease Leaseback Transactions	23,636
MOTION INDUSTRIES, INC.	Parts for Revenue Vehicles	24,617
MOTOROLA SOLUTIONS, INC.	Radio Communications Equipment & Maintenance and Support Services	702,674

Metropolitan Atlanta Rapid Transit Authority  
Persons, Firms, or Corporations Receiving \$20,000 or More  
For the Period July 1, 2010 through June 30, 2011

<b><u>NAME</u></b>	<b><u>PURPOSE</u></b>	<b><u>TOTAL</u></b>
MSC INDUSTRIAL SUPPLY CO.	Small Tools, Equipment and Supplies	52,642
MUNCIE TRANSIT SUPPLY	Various Repair Parts For Revenue Vehicles	239,499
MUNDLE & ASSOCIATES, INC	Development of VBFS Implementation Plan Options	327,947
MUZAK OF ATLANTA	Muzak Provided Services	20,331
MYTHICS, INC.	Software Maintenance for Oracle Systems	490,040
N. SANDY EPSTEIN, ESQ	Legal Claim Settlement	35,250
NATIONAL BUS SALES & LEASING	Bus Repair Parts	79,270
NATIONWIDE ELECTRICAL TESTING	Replace LV Cable North of Arts Center Station	68,954
NEOPART DIV. OF NEOPLAN USA	Various Bus Replacement and Repair Parts	223,248
NETPLANNER SYSTEMS, INC.	Installation of Fiber Cable	20,136
NEW FLYER INDUSTRIES CANADA, ULC	Various Bus Replacement and Repair Parts	2,296,483
NEW FLYER OF AMERICA	New Style Low Floor Buses	1,442,930
NEW GEORGIA COLLISION LLC	Repair Services for Bus Maintenance	60,287
NEW SOUTH - CIRCLE ENTERPRISES A JOINT VENTURE	Design-Build Solar Canopies at the Laredo Bus Maintenance Facility	3,173,556
NEWMARK & COMPANY REAL ESTATE, INC.	Retail Concessions Psychographic Analysis, Retail Location and Financial Analysis	75,000
NORFOLK SOUTHERN RAILWAY CO.	Flagging Services	68,083
NORTH AMERICAN BUS INDUSTRIES, INC.	Various Bus Replacement and Repair Parts	164,533
NORTHERN TRUST COMPANY	Employer Portion of Non-Represented Pension and Other Post Employment Benefits Contribution	27,045,182
OFFICE DEPOT, INC-FLORIDA	Office Supplies	111,274
O'GARA TRAINING AND SERVICES, LLC	WMD Series Exercise	107,760
OPEN TEXT, INC.	Software Licensing and Maintenance	25,483
ORACLE AMERICA, INC. (FKA SUN MICROSYSTEMS, INC)	Software and Support of Oracle Identity Management Systems	1,430,815
ORACLE USA, INC.	Procurement of Additional Licenses & Associated Maintenance and Support for Oracle ERP Suite	142,798
PACIFIC LIFE AND ANNUITY	Legal Claim Settlement	400,000
PAMET SOFTWARE, LLC.	Software Server Licenses For Police Server And Cadserver	120,090
PARMAN LUBRICANTS CORPORATION	Oil with Anti-Wear Additives and Rust Inhibitors	21,034
PATRICK LYNESS AND HIS ATTORNEY,	Legal Claim Settlement	65,000
PC MALL GOV SOLUTIONS	Computer Software and Hardware	52,322
PEACHTREE GOVERNMENT AFFAIRS, LLC.	Legal and Governmental Services	33,000
PEOPLE'S JANITORIAL SUPPLIES	Janitorial Supplies, Cleaners, Deodorizers, Polishing Pads, Gloves, Brooms	253,712
PETROLEUM TRADERS CORPORATION	Diesel Fuel And Gasoline for Revenue Vehicles	2,865,349
PINNACLE SOLUTIONS	Deodorizer for Rest Rooms and Elevators	59,393
PINNACLE TOWERS INC.	Rental Of Tower Space For Radio Communications	42,460
PITNEY BOWES, INC.	Toner Cartridges and Parts for Fax Machines and Printers	89,707

Metropolitan Atlanta Rapid Transit Authority  
 Persons, Firms, or Corporations Receiving \$20,000 or More  
 For the Period July 1, 2010 through June 30, 2011

<b><u>NAME</u></b>	<b><u>PURPOSE</u></b>	<b><u>TOTAL</u></b>
POLARIS ASSOCIATES, INC.	Technology Consulting Services	2,297,872
POND & COMPANY	Design Security Upgrades	739,034
POWER AND ENERGY SERVICES, INC.	Inspection, Testing and Maintenance of Emergency Standby Generators, and Automatic Transfer Switches (ATS)	41,444
PRESIDIO NETWORKED SOLUTIONS	Technology Equipment and Licenses	47,861
PREVOST PARTS	Parts for Buses	34,153
PRICE WATERHOUSE COOPERS	Purchase Card Investigation	157,511
PROGRESSIVE SUPPLY	Batteries, Disposable Coveralls and Other Supplies	50,267
PUBLIC FACILITIES & SERVICES	Custodial and Landscape Services	23,760
PURSLEY LOWERY & MEEKS, LLP	Representation of MARTA in Various Legal Proceedings	505,122
QNET INC.	Professional Information Technology Support And Services	790,981
QUALITY AIR TOOL	Rolling Jacks and Replacement Pumps	30,134
RAIL VOLUTION	Partnership Dues	30,000
RAILX CORP	Parts for Rail Cars	39,070
RAM INDUSTRIAL SERVICES, INC.	Kits for Traction Motors	159,400
RAYMOND TAYLOR C/O ROBERT HENDRIX III, ESQ	Legal Claim Settlement	121,828
RED THE UNIFORM TAILOR, INC	Employee Uniforms And Work Clothes	191,292
REGIONAL LIGHTING, LLC	Ballasts, Lamps and other Parts	126,463
RESOURCE SUPPLY MANAGEMENT	Consulting Services for Energy Procurement and Utilization	77,067
RESURGENS RISK MANAGEMENT	Property and Casualty Insurance Coverage	3,347,900
ROBERT H. CULLINS C/O SUSAN J. SADOW, ESQ	Legal Claim Settlement	101,205
ROBERTS FIRE PROTECTION, INC.	Annual Fire Sprinkler Tests	20,787
ROYAL BRASS & HOSE	Bolts, Couplings and Hose Clamps	31,898
RPM INDUSTRIES	Parts for Bus Maintenance	22,192
RS ELECTRONICS	Parts for Rail Cars	20,613
RSA SECURITY, LLC	Software	33,875
RSM SERVICES CORPORATION	Service Monitoring Mobile System (Ridership Reporting)	190,087
RTC ATLANTA	Parts for Bus Maintenance	81,398
RUBIO & SON INTERIORS	Carpentry and Repair Services for Headquarters	33,771
RUSH TRUCK CENTER	Repairs and Parts for Vehicles	68,177
RUSH TRUCK CENTERS OF GEORGIA, INC.	Repairs and Parts for Vehicles	411,302
S & C DISTRIBUTION CO	Parts and Supplies for Automatic Train Control	22,984
S & W SERVICES OF ATLANTA	Revenue Vehicle Towing Services	202,955
S&ME, INC.	Laredo Bus Maintenance Facility Groundwater Remediation System	43,859
SACRED SPACES, INC.	Heavy Duty Tarps for Rail Car Maintenance	90,004
SAE PARTS WAREHOUSE	Repair Parts for Bus Maintenance	48,936
SAINT JOSEPHS HOSPITAL OF ATLANTA	Legal Claim Settlement	25,217
SAQ ENTERPRISES, INC.	Property Acquisition for Stonecrest Parking Project	112,072

Metropolitan Atlanta Rapid Transit Authority  
Persons, Firms, or Corporations Receiving \$20,000 or More  
For the Period July 1, 2010 through June 30, 2011

<b><u>NAME</u></b>	<b><u>PURPOSE</u></b>	<b><u>TOTAL</u></b>
SARCOM, INC.	Hardware and Software Maintenance for Cisco Equipment	297,949
SCHINDLER ELEVATOR CORPORATION	Escalator Rehabilitation Project & Elevator/Escalator Maintenance	10,902,930
SCIENCE APPLICATIONS INTERNATIONAL CORPORATION	Development of Threat & Vulnerability Assessment (TVA) and Continuity of Operations Plan (COOP) and Training Exercises	318,799
SCOTTSDALE INSURANCE CO.	Insurance for Clayton County Transit	30,415
SDR ENGINEERING CONSULTANTS, INC.	Consultant Services to Address the Cracking in AASHTO Prestressed Concrete Girders	77,436
SECOVA, INC.	On-Line Benefits Administration and Enrollment Services	239,761
SHANA YATES & HER ATTORNEY JAMES A. RICE, JR. P.C.	Legal Claim Settlement	47,500
SHARED TECHNOLOGIES	PBX Hardware & Maintenance Service Agreement	172,515
SHARON GREEN AND ASSOCIATES	Financial Planning for the Transit Planning Board and the Atlanta Peachtree Streetcar Project	94,999
SHEPHERD CENTER, INC.	Legal Claim Settlement	198,623
SIEMENS BUILDING TECHNOLOGIES	Trouble Shooting and Repair Services for Fire Protection System	26,371
SIMMONS MACHINE TOOL CORP	Parts for Rail Wheel Truing Machines	44,300
SIMPLEX GRINNELL	Preventative Maintenance & Repair Services for Bus Fire Suppression and Gas Detection Systems - \$573,345.00	191,748
SIRCHIE FINGER PRINT LABORATORIES	Crime Scene Investigation Van	66,893
SNAPPER IND PRODUCTS INC	Various Tools & Equipment	90,695
SOUTHERN METALCRAFT, INC.	Parts for Rail Cars	66,709
SOUTHLAND PRINTING COMPANY, INC.	Magnetic Stripe Tickets for Revenue Services	32,982
SPECTRA LOGIC CORPORATION	Installation and Integration of New Tape Library	119,390
SPERRY RAIL SERVICE	Ultrasonic Testing Services For Running Rail	42,270
SPRINT/NEXTEL	Cellular Phone Service	256,373
SPSS INC	Software Licensing and Maintenance for Transit Research Mobile Computing Project	54,846
STAG ENTERPRISE, INC.	Work Gloves and Other Supplies	53,831
STAPLES BUSINESS ADVANTAGE	Office Supplies	29,065
STATE BOARD WORKMANS'COMP	Fiscal Year 2011 Annual Assessment & Conference	96,770
STATE ROAD & TOLLWAY AUTHORITY	Georgia 400 Toll Fees	21,091
STONE MNT. TURF & SHRUB CARE	Landscape Services	265,545
STORAGE ENGINE, INC.	Additional Storage for the Storage Area Network & Support and Maintenance	1,711,075
STORM COPPER COMPONENTS	Parts for Rail Cars	25,839
STS,LLC	Utility Location Service	205,344
SUNBELT RENTALS INC.	Rental of Generators	64,964
SUSAN J. SADOW, P.C.	Legal Claim Settlement	32,045
T3i	Authentication Server and Token & PCI Compliance	29,530

Metropolitan Atlanta Rapid Transit Authority  
Persons, Firms, or Corporations Receiving \$20,000 or More  
For the Period July 1, 2010 through June 30, 2011

<b><u>NAME</u></b>	<b><u>PURPOSE</u></b>	<b><u>TOTAL</u></b>
TEAM PEST USA	Pest and Pigeon Control Services	44,868
TECHNICAL MAINTENANCE INC.	Calibration Services for Test Equipment	26,870
TEKSYSTEMS	General Consulting and Professional Services	1,001,490
TELMAR NETWORK TECHNOLOGY	Telmar Network Technology Services	61,830
TEMPUS SYSTEMS INC.	Annual Software Maintenance Fee For Timeware	56,471
TENNANT	Repair Parts for Sweepers	44,258
THE BUSINESS PSYCHOLOGY COMPANY	Professional Services for Organizational Development & Team Building	112,000
THE COLOR SPOT, INC.	Posters, Wrap Panels and Maps	40,471
THE MEDICAL CENTER OF CENTRAL GEORGIA, INC.	Legal Claim Settlement	31,374
THE NIELSEN COMPANY (US), LLC	PRIZM Mailing Addresses - All Households; Selects	20,150
THERMO KING ATLANTA, INC.	HVAC Units and HVAC Repair Parts for Buses	353,112
THOMAS KENNEDY SAMPSON & TOMPKINS LLC	Representation of MARTA in Various Legal Proceedings	297,035
TRANE U.S. INC.	HVAC Equipment	37,785
TRANSAFE	Solar Emergency Message Boards (Training Included)	74,522
TRANSCHEID SYSTEMS, LLC	Teledriver System Upgrade and Maintenance	271,780
TRANSDYN, INC.	Lindbergh Remote Terminal Units (RTU)	34,138
TRANSOURCE SERVICES, CORP.	Hardware Equipment & Warranty Srvcs for the CCTV Expansion Project	959,431
TRANSTECHNIK CORP USA	Parts for Rail Cars	49,256
TRANSYSTEMS CORPORATION	MARTA Fare Elasticity Model Re-Calibration	27,916
TRAPEZE SOFTWARE GROUP	Software Maintenance & Support	1,580,064
TRIDENT CONTRACT MANAGEMENT, LLC	Software Maintenance & Support	39,143
TRINITY LANDSCAPE & DESIGN, LL	Landscape Services	93,813
TRUELANGUAGE	Translation Services	20,921
TTA Systems LLC	Parts for Rail Cars	48,026
TURBO POWER SYSTEMS, LTD	Parts for Rail Cars	63,468
U S POSTAL SERVICE	Postage for the Authority	72,005
U.S. MECHANICAL, LLC	Facilities Repair Services	27,492
ULTRA-TECH ENTERPRISES, INC.	Track Signal Sniffer	46,405
UNIFIED RUBBER CORP	Parts for Rail Cars	23,527
UNITED TRANSMISSION SERVICE	Repair Parts	37,000
UNIVERSITY OF GEORGIA	Financial Consulting Services and Training	61,036
URBAN TRANSPORTATION ASSOC UTA	Consulting Services for the Lease of Automatic Passenger Counting (APC) Equipment, Maintenance, Data Analysis and Training	67,458
URS CORPORATION	Environmental Engineering Consulting Services	2,158,448
USIS, INC. DBA AMERISYS	Worker's Compensation Managed Care	278,845
UTC RAIL & AIR SOURCES, INC.	Overhaul and Repair of Rail Car AC Wheelsets	1,093,882



Metropolitan Atlanta Rapid Transit Authority  
Persons, Firms, or Corporations Receiving \$20,000 or More  
For the Period July 1, 2010 through June 30, 2011

<b><u>NAME</u></b>	<b><u>PURPOSE</u></b>	<b><u>TOTAL</u></b>
UTILITIES PROTECTION CENTER	Membership Fees for Wayside Maintenance	20,353
VAPOR STONE RAIL SYSTEMS	Replacement/Repair Parts for Rail Cars	783,737
VBRICK SYSTEMS, INC.	Town Hall Communications Broadcast	24,601
VECOM USA LLC	Replacement/Repair Parts for Rail Cars	521,780
VEHICLE INSPECTION SYSTEMS INC	VIS-Polish Rim Polishing Machine	99,999
VEHICLE MAINTENANCE PRGM, INC.	Fuses, Filters and Lamps for Buses	66,865
VIRGINIA TECH	FTA Environmental Management Systems Training	23,392
V-TECH ENGINEERING, INC.	Motor Encoder for Rail Cars	115,240
VULCANITE AUSTRALIA	Parts for Rail Cars	77,400
W. W. WILLIAMS SE, INC.	Parts and Repairs for Buses	672,998
WABCO TRANSIT	Specialized Rail Car Repair/Replacement Parts	2,134,737
WADE FORD	Maintenance and Repair of Vehicles	241,313
WALGREENS HEALTH INITIATIVES	Group Health Pharmacy Claims and Administrative Fees	3,811,424
WAL-MART REAL ESTATE BUSINESS TRUST	Property and Easements for BRT Project	39,190
WEAVER DISTRIBUTORS, INC.	Batteries for Buses	93,400
WELLS FARGO BANK, N.A.	Employer Portion of Represented Pension Contributions	11,051,714
WEST INFORMATION PUBLISHING	Legal Library Update Service	52,751
WG SOURCING, INC.	Parts for Rail Cars	32,991
WHITE & CASE, LLP	Services Regarding Lease Leaseback Transactions	23,086
WHITE ELECTRICAL CONSTRUCTION COMPANY	Auxiliary Power/MCC Replacement - Ashby Street	1,271,939
WHOLESALE INDUSTRIAL ELECTRONICS	Parts for Rail Cars	196,844
WILLIAMS CONSULTING GROUP, INC.	Professional Government Affairs Services (State)	135,000
WILLIAMS DETROIT DIESEL	Bus Engines, Transmissions & Various Maintenance and Repair Parts	2,364,128
WILMINGTON TRUST COMPANY	Services Regarding Lease Leaseback Transactions	34,750
WILSON IHRIG & ASSOC INC	Vibration Study, Sycamore St, Decatur	69,126
WM LAMPTRACKER, INC.	Shipping Boxes for Mercury Containing Lamps	22,764
WRIGHT EXPRESS FINANCIAL SVC.	Gasoline For Service Vehicles	197,453
XEROX OMNIFAX	Lease and Maintenance of Office Equipment	276,271
XORAIL, INC.	Replacement of Railroad Crossing Signal at Avondale Yard	54,818
XPEDX	Hydroknit Towels	32,387
ZAYO FIBER SOLUTIONS, LLC.	Design & Furnish WAN Connectivity - MARTA Remote Fiber Optic Lease Up to 30 Years	64,671
ZEP MANUFACTURING COMPANY	Specialty and General Purpose Cleaners	24,014
ZIEGLER TOOLS INC	Filmshield for Rail Cars & Various Tools & Supplies	453,463

# **METROPOLITAN ATLANTA RAPID TRANSIT AUTHORITY PAYMENTS TO CONSULTANTS**

The report lists all the consultants who performed services for MARTA, a brief description of the service provided, along with the total payment made by MARTA to them during the year. All consultants are listed regardless of the amount paid.

Metropolitan Atlanta Rapid Transit Authority  
 Payments to Consultants  
 For the Period July 1, 2010 to June 30, 2011

<b><u>NAME</u></b>	<b><u>Purpose</u></b>	<b><u>TOTAL</u></b>
2020 Company, LLC	Technology Consulting Services	376,998
Abacus Solutions, LLC	Network Application Maintenance & Equipment	89,535
Adjustment Services, Inc.	Investigative Services for Risk Management	1,806
Applebaum & Associates, P.C.	Representation of MARTA in Various Legal Proceedings	567,441
Applied Technical Services	Legal Services	4,348
Arcadis U.S., Inc.	Professional Surveying Services	57,358
Artison & Associates	Consulting Services for the MARTA Connector	6,000
Asset Works, Inc.	EAM/ERP Software Maintenance	401,922
ATC Associates	Geotechnical Engineering and Construction Materials Testing	888,270
Atlanta Soundworks, Inc.	Enhancement of Board Room PA System	761
AVS Consulting	Police Psychological Assessment Program	10,265
Axiom Corporation	General Consulting and Professional Services	589,863
B2T Training	Business Analysis Training Program	4,390
BHA Consulting, LLC	Services for Other Post Employee Benefits Study	32,952
BONDURANT MIXSON & ELMORE LLP	Legal Services Regarding HB-277	38,776
Booz Allen & Hamilton, Inc.	General Consulting and Professional Services	25,500
Bruce L. Bromberg	Legal Services	100
Bryan Cave Powell Goldstein	Representation of MARTA in Various Legal Proceedings	81,211
Buckhead Reporting Services	Deposition Services	445
Bureau Veritas North America, Inc	Safety, Health & Industrial Hygiene Consulting Svcs	617,238
Carr & Associates	Appraisal Services	13,000
Cherry, Bekaert & Holland, LLP	Annual Financial Audit Services	348,898
Cision US Inc.	Media Monitoring Services	5,795
Clientsolv Technologies	General Consulting and Professional Services	381,173
Clifton Corridor Transportation Management Association	Analysis Study	7,102
Compsych Corporation	Employee Assistance Program Provider	29,640
David Ates, P.C.	Legal Services	47,160
Deriv Activ, Inc.	Swap Monitoring Professional Services	18,500
DMJM Harris	Transit Planning Consulting Services	3,682,808
Donald P. Edwards, Attorney	Representation of MARTA in Various Legal Proceedings	133,667
Dover Staffing, Inc.	Mystery Customer Program	133,248
Draeger Safety, Inc.	Review and Upgrade CNG Gas Detection Systems	480
Dye Snyder, LLP	Legal Services	18,225
E. W. Gogolin & Associates, LLC	Representation of MARTA in Various Legal Proceedings	182,620
Eckert Seamans Cherin & Mellot	Professional Services for Unwinding Lease Leaseback Financing Agreements	445,783
EnGenius Consulting Group	General Consulting and Professional Services	1,594,035
Ensco, Inc.	Automated Track Geometry Measurement Tests	85,800

Metropolitan Atlanta Rapid Transit Authority  
 Payments to Consultants  
 For the Period July 1, 2010 to June 30, 2011

<b><u>NAME</u></b>	<b><u>Purpose</u></b>	<b><u>TOTAL</u></b>
Esquire	Transcription & Desposition Services	1,085
Essential Data Corp.	General Consulting and Professional Services	836,869
ETC Institute	Title VI Assessment of VBFS Alternatives	22,980
Evans Technology, Inc	Consulting for Capital Program Management Solution	22,952
Forsythe Solutions Group	Software & General Consulting and Professional Services	788,328
Gantec Corporation	General Consulting and Professional Services	998,306
Gartner Group Inc.	Technical Subscription for IT Leaders and Senior Level Executives (CIO)	124,245
Georgia State Univ. Research Foundation	Police Training & Assessment and Six Sigma Certification for Technology Personnel	44,903
Georgia State University	Sales Tax Projections and Sponsorship of Economic Forecasting Center	25,000
GHz Communications, Inc.	Bus Radio/AVL Project	149,672
Global Knowledge Network	Technology Training & Seminars	92,579
Gordian Group, Inc.	Job Order Contracting Software Maintenance	108,192
Hands Together Interpreting	Interpreting and Signing Services	420
Hay Group, Inc.	Strategic HR Assessment	2,509
Health Directions Consulting, LLC	Professional Services for Awarding PBM Contract	1,237
Holland & Knight, LLP	Governmental Affairs Consulting Services	132,000
Hudson Mann, Inc	Affirmative Action Support Services	500
IBM Corporation	Mainframe Licensing and Support	423,882
Intueor Consulting, Inc.	General Consulting and Professional Services	1,769,398
ISPA, Inc.	General Consulting and Professional Services	2,474,898
J. Smith Lanier & Co.	Professional Services for the Analysis of Medical/Dental/Vision/Rx	880
James E. McGuire, LLC	Legal Services	7,911
James Marcusky	Professional Services for Escalator Modernization	3,015
Janel Group of Georgia, Inc.	Professional Customs Broker Services for CPM Overseas Parts	707
Jaxk H. Reeves	Legal Services	1,800
John A. Dash & Associates	Legal Services	19,196
John R. Monroe, Attorney at Law	Legal Services	17,392
Jones Worley Communications	2010 MARTA Annual Report	5,513
JPA Reporting, LLC.	Court Reporting Services	867
King & Spalding	Services Regarding Arivec Landfill	79
Kramer & Alfano, P.C.	Legal Services	8,958
Language Line Services	Services for Interpretations via Phone	3,839
Lerch Bates & Associates, Inc.	Emergency Services for Elevator/Escalator at Lenox Station	12,588
LTK Engineering Services	Rail Vehicle Consulting (RVC) Services	1,686,899
Mabry & McClelland	Representation of MARTA in Various Legal Proceedings	571,486
Margaret Merhoff	Material Management Peer Review	3,942

Metropolitan Atlanta Rapid Transit Authority  
 Payments to Consultants  
 For the Period July 1, 2010 to June 30, 2011

<b><u>NAME</u></b>	<b><u>Purpose</u></b>	<b><u>TOTAL</u></b>
Matrix Resources, Inc.	General Consulting and Professional Services	59,095
McKenna Long & Aldridge	Legal Services	38,391
Melissa Brock	Court Reporting Services	345
Merlinos & Associates, Inc.	Actuarial Services for Risk Management Department	24,001
Metro Atlanta Transit Team (MATT)	General Engineering Consulting Services in Support of the Capital Program	3,465,165
Metropolitan Atlanta Transit Consultants (MATC)	General Engineering Consulting Services in Support of the Capital Program	15,820,102
Morris Interpreting Services, Inc.	Interpretation Services	8,433
Morris James, LLP	Services Regarding Lease Leaseback Transactions	23,636
Mundle & Associates, Inc.	Development of VBFS Implementation Plan Options	327,947
Newmark & Company Real Estate, Inc.	Retail Concessions Psychographic Analysis, Retail Location and Financial Analysis	75,000
Passion Fruit Inc.	Provide Voice Recording for Interactive Voice Response System	9,000
PBS&J	Surveying Services	5,495
Peachtree Government Affairs, LLC	Legal and Governmental Services	33,000
Polaris Associates, Inc.	Technology Consulting Services	2,297,872
Pond & Company	Design Services For Facility Lighting Modification At Rail Stations And Other Facilities	739,034
Presidio Networked Solutions	Technology Equipment and Licenses	47,861
Price Waterhouse Coopers	Purchase Card Investigation	157,511
Pursley Lowery Meeks, LLP	Representation of MARTA in Various Legal Proceedings	505,122
Q & A Reporting Services, Inc.	Court Reporting Services	509
QNET, Inc.	Professional Information Technology Support And Services	790,981
Regency Reporting, Inc.	Court Reporting Services	6,691
Resource Supply Management	Consulting Services for Energy Procurement and Utilization	77,067
Richard J. Fox	Professional Services for Transit Research Office	18,787
Robin Stevens Consulting	Organizational Assessment Professional Services	715
Schindler Elevator Corporation	Escalator Rehabilitation Project & Elevator/Escalator Maintenance	10,902,930
SDR Engineering Consultants, Inc.	Consultant Services to Address the Cracking in AASHTO Prestressed Concrete Girders	77,436
Sharon Green and Associates	Financial Planning for the Transit Planning Board and the Atlanta Peachtree Streetcar Project	94,999
Sheffield Reporting Service	Deposition Services	226
Storage Engine, Inc.	Additional Storage for the Storage Area Network & Support and Maintenance	1,711,075
STR Software	Software Support	12,700
Susan Cooper	Transcription Services	483
T3i	Authentication Server and Token & PCI Compliance	29,530

Metropolitan Atlanta Rapid Transit Authority  
 Payments to Consultants  
 For the Period July 1, 2010 to June 30, 2011

<b><u>NAME</u></b>	<b><u>Purpose</u></b>	<b><u>TOTAL</u></b>
The Business Psychology Company	Professional Services for Organizational Development & Team Building	112,000
Thomas, Kennedy, Sampson & Tompkins LLC	Representation of MARTA in Various Legal Proceedings	297,035
Thompson Coburn	Legal Services	2,150
Thompson Goodis Thompson Groseclose & Richardson P.A.	Legal Services	780
Transched Systems. LLC	Teledriver System Upgrade and Maintenance	271,780
Transystems Corporation	MARTA Fare Elasticity Model Re-Calibration	27,916
Trapeze Software Group	Software Maintenance & Support	1,580,064
Truelanguage	Transalation Services	20,921
University of Georgia	Financial Consulting Services and Training	61,036
Urban Transportation Assoc. UTA	APC Equipment, Maintenance, Data Analysis and Training	67,458
URS CORPORATION	Environmental Engineering Consulting Services	2,158,448
USIS, Inc. dba Amerisys	Worker's Compensation Managed Care	278,845
Vincent Reina	Transit Labor and Budget Consulting Services	18,050
Wheeler Reporting Company	Deposition Services	1,104
White & Case, LLP	Services Regarding Lease Leaseback Transactions	23,086
Williams Consulting Group, Inc.	Professional Governmental Affairs Services (State)	135,000
Wilson Ihrig & Assoc Inc.	Vibration Study, Sycamore St, Decatur	69,126
Wimberly, Lawson, Steckel	Representation of MARTA in Various Legal Proceedings	15,081

# **METROPOLITAN ATLANTA RAPID TRANSIT AUTHORITY BOARD OF DIRECTORS' FEES**

This report lists the total fees paid during the fiscal year to each member of the MARTA Board of Directors for their service on the Board. The report does not include travel or conference expenses.

**METROPOLITAN ATLANTA RAPID TRANSIT AUTHORITY**  
**Board of Directors Fees**  
**Paid For the Period July 1, 2010 through June 30, 2011**

<u><b>DIRECTOR</b></u>	<u><b>Total Fees</b></u>
Abernathy, Juanita Jones	\$ 3,360.00
Adams, Keith	1,050.00
Ashe, Robert L.	1,050.00
Axam, Clara H.	2,310.00
Buckley, Harold Sr.	5,565.00
Butler, Wendy	1,155.00
Daniels, Frederick	3,675.00
Durrett, Jim	8,820.00
Edmond, Roderick	1,365.00
Ellison-Southall, Noni	1,575.00
Kaufman, Barbara Babbit	4,620.00
Kimbrough, Walter L.	2,520.00
Leonard, Gloria	2,835.00
Le'Veil, Bruce E.	1,050.00
McClinton, Joann Godfrey	2,520.00
Orkin, Adam D.	1,365.00
Tyler, Michael W.	14,700.00
Walls, Michael	2,100.00



# **METROPOLITAN ATLANTA RAPID TRANSIT AUTHORITY BOARD OF DIRECTORS' TRAVEL**

The following report is a detailed listing of Board of Directors' travel for fiscal year 2011. The majority of trips were sponsored by the American Public Transportation Association (APTA), who hosts a series of educational seminars each year.

## FY11 Summary of MARTA Board Travel Expenses

<b>NAME</b>	<b>Description &amp; Date</b>	<b>Amount</b>	<b>Purpose &amp; Detail</b>
Adams, Keith E.	APTA 2010 Annual Meeting, San Antonio. TX - October - 3 - 6, 2010	\$2,474.78	APTA's Annual Meeting - transit professionals from throughout the US come together to learn and network. Sessions offered included Creating a Safety First Culture; Status Update on High Speed Rail in the US; DBE-Challenges & Changes; Transit and MPO Partnerships; Title VI Environmental Justice Peer Exchange; State of the Industry-Where Do We Go From Here?; Technology Strategies for Organizations; Bus Technical Maintenance, Procurement & Materials Workshop.
Buckley, Sr., Harold	APTA 2010 Annual Meeting, San Antonio. TX - October - 3 - 6, 2010	\$2,287.15	APTA's Annual Meeting - transit professionals from throughout the US come together to learn and network. Sessions offered included Creating a Safety First Culture; Status Update on High Speed Rail in the US; DBE-Challenges & Changes; Transit and MPO Partnerships; Title VI Environmental Justice Peer Exchange; State of the Industry-Where Do We Go From Here?; Technology Strategies for Organizations; Bus Technical Maintenance, Procurement & Materials Workshop.
Buckley, Sr., Harold	Closed Circuit TV Site Visit - Jacksonville, FL - March 29 & 30, 2011	\$323.11	A fact-finding trip with MARTA's Chief of Police and Police staff. The objective for MARTA is to implement a bus security camera system which meets Homeland Security target hardening ideal and can connect to the existing MARTA CCTV expansion effort to have one centralized and seamless CCTV system for station, facility, bus and rail locations.
Buckley, Sr., Harold	Closed Circuit TV Site Visit - Philadelphia, PA - June 7-9, 2011	\$814.61	A fact-finding trip with MARTA's Chief of Police and Police staff. The objective for MARTA is to implement a bus security camera system which meets Homeland Security target hardening ideal and can connect to the existing MARTA CCTV expansion effort to have one centralized and seamless CCTV system for station, facility, bus and rail locations.

## FY11 Summary of MARTA Board Travel Expenses

Butler, Wendy	Meeting with Secretary Ray LaHood, U.S. Department of Transportation - Washington, DC - June 6, 2011	\$878.68	Mrs. Butler and other attendees (Tad Leithead, Malaika Rivers, Brandon Beach, Brian Allen, Bob Voyles) met with Secretary LaHood and FTA Administrator Peter Rogoff to express their commitment to regionalism.
Butler, Wendy	APTA 2011 Rail Conference - Boston, MA - June 11-14, 2011	\$2,874.20	The 2011 Rail Conference session and workshop agendas included: Universal Fare Systems (UTFS) Task Force; Major Capitol Investment Planning; Public-Private Partnerships; Bikes on Trains; Train Control; Making the Business Case for Sustainability; Global Case Studies of High-Speed Rail Programs; Joint Development at Major Rail and Transit Terminals; Corridor Planning in a Multimodal Environment; a series of technical tours were offered.
Daniels, Frederick L.	APTA 2010 Transit Board Member & Board Support Seminar - Eugene, OR - July 17-20, 2010	\$2,329.88	APTA's Transit Board Member Seminar - this conference's focus is on Transit Board Members and Board Support personnel. Focusing on strengthening leadership skills, professional development opportunities, educational resources and peer exchange. Sessions offered were: The Board and Environmental Issues; Luncheon by APTA region to discuss funding for Operations; How to Become a Better Advocate for Public Transportation; Relationship Building; Crisis Management for Board Members; ENO Transit Board Summit.
Daniels, Frederick L.	APTA 2010 Annual Meeting - San Antonio, TX, October 3-6, 2010	\$2,459.98	APTA's Annual Meeting - transit professionals from throughout the US come together to learn and network. Sessions offered included Creating a Safety First Culture; Status Update on High Speed Rail in the US; DBE-Challenges & Changes; Transit and MPO Partnerships; Title VI Environmental Justice Peer Exchange; State of the Industry-Where Do We Go From Here?; Technology Strategies for Organizations; Bus Technical Maintenance, Procurement & Materials Workshop.

## FY11 Summary of MARTA Board Travel Expenses

Daniels, Frederick L.	APTA 2010 Legislative Conference - Washington, DC - March 13-15, 2011	\$2,983.53	Transits across the country convene in Washington to 'Walk the Hill' to ensure their voices are heard on issues of transit and transportation. Special focus for MARTA delegates were major expansion projects - I-20 East, Clifton Corridor, Atlanta BeltLine, Atlanta Streetcar, Red Line/North Rail Extension, Gold Line/Northeast Rail Extension, Northern Crescent; I-75 Northwest Transit, Blue Line/West Rail Extension & I-20 West BRT Service.
Jim Durrett	APTA 2010 Transit Board Member & Board Support Seminar - Eugene, OR - July 17-20, 2010	\$2,230.44	APTA's Transit Board Member Seminar - this conference's focus is on Transit Board Members and Board Support personnel. Focusing on strengthening leadership skills, professional development opportunities, educational resources and peer exchange. Sessions offered were: The Board and Environmental Issues; Luncheon by APTA region to discuss funding for Operations; How to Become a Better Advocate for Public Transportation; Relationship Building; Crisis Management for Board Members; ENO Transit Board Summit.
Jim Durrett	Rail-Volution - Portland, OR - October 18-21, 2010	\$1,892.32	Rail-Volution is a think-tank dedicated to creating livable communities that connect to transit and transportation. Sessions included sustainability, health, cutting edge energy breakthroughs, moving from TOD to jobs-oriented development, forming alliances at the federal, state, local and non-profit levels, public/private partnerships, funding opportunities and regulations.
Jim Durrett	APTA 2010 Legislative Conference - Washington, DC - March 13-15, 2011	\$2,121.03	Transits across the country convene in Washington to 'Walk the Hill' to ensure their voices are heard on issues of transit and transportation. Special focus for MARTA delegates were major expansion projects - I-20 East, Clifton Corridor, Atlanta BeltLine, Atlanta Streetcar, Red Line/North Rail Extension, Gold Line/Northeast Rail Extension, Northern Crescent; I-75 Northwest Transit, Blue Line/West Rail Extension & I-20 West BRT Service.

## FY11 Summary of MARTA Board Travel Expenses

Roderick E. Edmond	APTA 2010 Legislative Conference - Washington, DC - March 13-15, 2011	\$2,565.33	Transits across the country convene in Washington to 'Walk the Hill' to ensure their voices are heard on issues of transit and transportation. Special focus for MARTA delegates were major expansion projects - I-20 East, Clifton Corridor, Atlanta BeltLine, Atlanta Streetcar, Red Line/North Rail Extension, Gold Line/Northeast Rail Extension, Northern Crescent; I-75 Northwest Transit, Blue Line/West Rail Extension & I-20 West BRT Service.
Noni Ellison-Southall	APTA 2010 Legislative Conference - Washington, DC - March 13-15, 2011	\$2,591.89	Transits across the country convene in Washington to 'Walk the Hill' to ensure their voices are heard on issues of transit and transportation. Special focus for MARTA delegates were major expansion projects - I-20 East, Clifton Corridor, Atlanta BeltLine, Atlanta Streetcar, Red Line/North Rail Extension, Gold Line/Northeast Rail Extension, Northern Crescent; I-75 Northwest Transit, Blue Line/West Rail Extension & I-20 West BRT Service.
Gloria Leonard	APTA 2010 Annual Meeting - San Antonio, TX, October 3-6, 2010	\$3,124.41	APTA's Annual Meeting - transit professionals from throughout the US come together to learn and network. Sessions offered included Creating a Safety First Culture; Status Update on High Speed Rail in the US; DBE-Challenges & Changes; Transit and MPO Partnerships; Title VI Environmental Justice Peer Exchange; State of the Industry-Where Do We Go From Here?; Technology Strategies for Organizations; Bus Technical Maintenance, Procurement & Materials Workshop.
Gloria Leonard	APTA 2010 Transit Board Member & Board Support Seminar - Eugene, OR - July 17-20, 2010	\$2,612.84	APTA's Transit Board Member Seminar - this conference's focus is on Transit Board Members and Board Support personnel. Focusing on strengthening leadership skills, professional development opportunities, educational resources and peer exchange. Sessions offered were: The Board and Environmental Issues; Luncheon by APTA region to discuss funding for Operations; How to Become a Better Advocate for Public Transportation; Relationship Building; Crisis Management for Board Members; ENO Transit Board Summit.

## FY11 Summary of MARTA Board Travel Expenses

Michael Tyler

APTA 2010 Transit Board Member & Board Support Seminar - Eugene, OR - July 17-20, 2010

\$2,185.21

APTA's Transit Board Member Seminar - this conference's focus is on Transit Board Members and Board Support personnel. Focusing on strengthening leadership skills, professional development opportunities, educational resources and peer exchange. Sessions offered were: The Board and Environmental Issues; Luncheon by APTA region to discuss funding for Operations; How to Become a Better Advocate for Public Transportation; Relationship Building; Crisis Management for Board Members; ENO Transit Board Summit.

# **METROPOLITAN ATLANTA RAPID TRANSIT AUTHORITY EMPLOYEE TRAVEL EXPENSES**

This report section details non-local travel by MARTA employees during the fiscal year for which all or some MARTA funds were utilized. Where applicable, travel expenses reimbursed by specific grants or external agencies (such as the USDOT Transportation Research Board) are noted, along with specific information regarding the employees' name, purpose of trip and expenses incurred.

## FY2011 Summary of MARTA Staff Travel

NAME	Cost Ctr	Description & Date	Amount	Purpose & Detail	Code
Albarran, Miguel	19210	Traumas Law Enforcement Conference - Cokeville, TN - Jul. 25-30, 2010	\$ 2,608.15	To become certified in REI TSCM equipment: OSCOR and Microwave Down Converter, ORION Non-Linear Junction Evaluator, and CPIM-700 Counter Surveillance Probe Monitor. <b>Funded by the TSGP (Transit Security Grant Program).</b>	TR
Allen, Rhonda	18410	FTA Sponsored Environmental Management Systems Training - Roanoke, VA - Feb. 7-10, 2011	\$ 3,683.63	Training to implement 14001 ISO. This is a toolbox of management techniques to minimize harm to the environment. MARTA's involvement by it's top management will assist in developing a sustainable transportation system & a positive influence on the future sustainability of the Atlanta region. Our involvement is at the direction of the GM/CEO.	TR
Allen, Rhonda	18310	Training to Implement 14001 ISO - Roanoke, VA - May 23-26, 2011	\$ 752.35	Training to implement 14001 ISO. This is a toolbox of management techniques to minimize harm to the environment. MARTA's involvement by it's top management will assist in developing a sustainable transportation system & a positive influence on the future sustainability of the Atlanta region. Our involvement is at the direction of the GM/CEO.	TR
Andrade, Rowen	19210	SEPTA's Bus/Train Camera Project - Philadelphia, PA - June 8-9, 2011	\$ 811.70	Site visit to implement a 21st Century bus security camera system which meets a strong homeland security target hardening ideal and can connect to the existing MARTA CCTV Expansion effort to have one centralized and seamless CCTV System for Station, Facility, Bus, and Rail Locations. <b>Funded by the TSGP (Transit Security Grant Program).</b>	MI
Arrietta, Carlos	19210	Hazardous Devices Recertification Course - Huntsville, AL - June 19-24, 2011	\$ 727.90	To attend the Hazardous Devices Recertification Course. <b>Reimbursed by the FBI.</b>	TR
Ashby, Jeffrey	19210	SEPTA's Bus/Train Camera Project - Philadelphia, PA - June 8-9, 2011	\$ 811.70	Site visit to implement a 21st Century bus security camera system which meets a strong homeland security target hardening ideal and can connect to the existing MARTA CCTV Expansion effort to have one centralized and seamless CCTV System for Station, Facility, Bus, and Rail Locations. <b>Funded by the TSGP (Transit Security Grant Program).</b>	MI



## FY2011 Summary of MARTA Staff Travel

NAME	Cost Ctr	Description & Date	Amount	Purpose & Detail	Code
Ashby, Jeffrey	19210	Bus/Train Camera Project - Baltimore, MD - June 23-24, 2011	\$ 766.55	Site visit to implement a 21st Century bus security camera system which meets a strong homeland security target hardening ideal and can connect to the existing MARTA CCTV Expansion effort to have one centralized and seamless CCTV System for Station, Facility, Bus, and Rail Locations. <b>Funded By the TSGP (Transit Security Grant Program).</b>	MI
Askew, Julius	15531	CUMMINS ISL Overhaul Training - Tampa, FL - May 9-12, 2011	\$ 877.52	This trip was for Cummins Engine training provided with the bus procurement contract SR1378 New Flyer	TR
Baksh, Farouk	10210	Training on Virtualization - San Francisco, CA - Aug. 29-Sept. 2, 2010	\$ 3,668.54	Obtained knowledge on Virtual infrastructure benefits on pro's and cons for the authority.	TC
Baksh, Farouk	10210	MAC Integration Training - San Francisco, CA -Jan. 25-29, 2011	\$ 3,555.62	Understanding how to integrate MAC in to the corporate space, Learned how to address security integration for MAC's in the business world.	TC
Baksh, Farouk	10210	Security Bus Camera Project - Jacksonville, FL - Mar. 29-30, 2011	\$ 374.90	Understand the integration of the camera's on bus and rail. This site visit allowed us to better understand the functions and operational issues associated with the applications.	CP
Balakrishnan, Tara	10310	Oracle Open World - Las Vegas, NV - Sept. 18-24, 2010	\$ 4,469.30	Learn the industry trends in business applications and interact with other companies that have implemented Oracle to understand best practices.	OC
Balakrishnan, Tara	10310	Gartner Symposium - Las Vegas, NV - Oct. 16-21, 2010	\$ 3,318.45	Learn the best practices of managing complex IT environments and how to strategize for maximizing the return on IT investments	CP
Balakrishnan, Tara	10310	Trapeze Conference - Boca Raton, FL - Apr. 16-21, 2011	\$ 2,733.40	Understand the new products of Trapeze and meet customers to obtain their lessons learned.	OC
Banks, Cecil	14730	Georgia Records Association Summer Conference - Athens, GA - June 20-21, 2011	\$ 486.56	Serves on the Board of Directors. Attended training sessions.	TR
Banks, Kirk	14727	CUMMINS ISL Overhaul Training - Tampa, FL - May 9-12, 2011	\$ 1,287.43	Train the trainer course for Bus Maintenance Instructor on Cummins EPA and CARB 2010 emissions standards compliant CNG engine overhaul procedures.	TR
Barnes, Keisha	19210	ACU 1000 Technology Class - Raleigh, NC - Dec. 13-15, 2010	\$ 356.10	To attend the ACU 1000 Technology course.	TR
Basta, Theodore	22510	Smart Card Alliance Conference - Washington, DC - Nov. 16-18, 2010	\$ 2,008.90	Smart Card technology in transit.	TC
Beasley, Cynthia	14310	GFOA Annual Conference - San Antonio, TX - June 21-25, 2011	\$ 2,050.34	Allowed MARTA to strengthen its finance related skills and keep abreast of updates and changes in accounting principles and pronouncements. Allowed CPA to earn required CPEs.	OC
Bethea, Sandra	19210	LEIU Training - Seattle, WA - June 6-10, 2011	\$ 2,172.24	To learn general grants management practices, procedures, and policies. <b>Funded by the TSGP (Transit Security Grant Program).</b>	TR

## FY2011 Summary of MARTA Staff Travel

NAME	Cost Ctr	Description & Date	Amount	Purpose & Detail	Code
Biscoe, James	14710	Labor Management Trends Discussion - St. Simons Island, GA - June 14-17, 2010	\$ 837.44	Participated in discussions regarding Labor Management trends in the state of GA.	OC
Boone, Charles	16730	TSI - Funded - Bus Collision Investigation Course - Charlotte, NC - June 6-11, 2010	\$ 1,270.65	System Safety Training	TR
Boone, Charles	16730	TSI-Intermediate Bus Incident Investigation - Minnesota, MN - July 18-23, 2010	\$ 1,605.89	System Safety Training	TR
Briggins-Ridley, Rhonda	11910	40th Annual Black Caucus Foundation Conference - Washington, DC - Sept. 16-19, 2010	\$ 1,698.33	Attend several transportation panels to gain knowledge on the latest updates regarding federal authorization bills and transportation priorities of the US President's Administration	GF
Briggins-Ridley, Rhonda	22430	Center for Transportation Excellence Conference - St. Louis, MO - June 20-22, 2011	\$ 1,608.54	Attended to gain the latest techniques and lessons learned on transportation referendums	TC
Brown, Eugene	15561	CUMMINS ISL Overhaul Training - Tampa, FL - May 9-12, 2011	\$ 941.52	This trip was for Cummins Engine training provided with the bus procurement contract SR1378 New Flyer	TR
Brown, Joyce	11710	Atlanta Streetcar Project - Accessibility - SLC, UTAH - Aug. 31- Sept. 1, 2010	\$ 1,606.35	Visited to identify and assess the ADA accessibility issues associated with their Street Car that might be transferable to the Atlanta Street car project. Ms. Brown met with UTA's disability advisory committee and members of UTA's staff responsible for their Street Car. In addition, she rode the UTA Street Car and spoke to individuals with disabilities to get their varying viewpoint about ADA accessibility issues and the UTA Street Car.	MI
Bryant, Anton	15511	Vendor Managed Inventory - Newark, NJ-Pittsburgh, PA - Dec. 1-2, 2010	897.07	EMS Training funded thru grant/project 30920-000.000-LOC 351	CP
Bryant, Anton	15511	Security Bus Camera Project - Jacksonville, FL - Mar. 29-30, 2011	\$ 344.90	Site visit to other transit property to review security camera's on buses.	MI
Bryant, Anton	15511	APTA Conference-Memphis, TN - May 22-25, 2011	\$ 1,007.80	Attended APTA Conference and Technical Tours	TC
Chapman, Binta	19210	F.T.O. Civil Liability Issues Class - Jacksonville, FL - July 27-31, 2010	\$ 1,064.22	To attend the FTO Civil Liability Issues Course designed for field training officers.	TR
Chappell, Cynthia	19210	G.R.E.A.T. In-Service Training - Charleston, SC - May 12-16, 2011	\$ 252.00	This is an annual in-service training used for the purpose of keeping the Gang Resistance Education and Training (G.R.E.A.T) certification active. The G.R.E.A.T program is taught in the Atlanta Public School System with the focus on schools attended by young transit riders between the ages 12-16.	TR
Cloud, Ernest	19210	To Pick Up Crime Scene Van and Training - Medford, NJ - Jan. 19-20, 2011	\$ 526.20	To pick up the Crime Scene Van and attend training. Funded by the FTA/ARRA (Federal Transit Administration American Recovery Reinvestment Act).	TR
Cole, Calvin	16730	TSI - Intermediate Bus Incident Investigation - Minneapolis, MN - July 18-23, 2010	\$ 1,543.68	System Safety Training	TR

## FY2011 Summary of MARTA Staff Travel

NAME	Cost Ctr	Description & Date	Amount	Purpose & Detail	Code
Cooper, Michael	15760	Review Train Control Systems - Philadelphia, PA-Baltimore, MD & Wash.,DC - July 13-16, 2010	\$ 1,374.02	The Technical Evaluation Team for the selection process of the Train Control System Upgrade project required review of similar implementations at other transit agencies to make well informed decisions on the vendor selection, and apply lessons learned to the MARTA project.	CP
Crenshaw, Sharon	15920	Bus & Paratransit Conference - Memphis, TN - May 22-25, 2011	\$ 1,651.91	To attend APTA Conference and Technical Tours	TC
Crockett, Emmett	22710	GTA Conference/Transit Related Conference - Athens, GA - Dec. 1-3, 2010	\$ 448.08	Transit related collaboration conference; attended forum for exchange of information and ideas to work toward securing funding for public transit in Georgia	TC
Custard, Tara	19210	G.R.E.A.T. In-Service Training - Charleston, SC - May 12-16, 2011	\$ 252.00	This is an annual in-service training used for the purpose of keeping the Gang Resistance Education and Training (G.R.E.A.T) certification active. The G.R.E.A.T program is taught in the Atlanta Public School System with the focus on schools attended by young transit riders between the ages 12-16.	TR
Davenport, Willie	19210	Advance Structural Explosive Breaching Course - Columbus, GA - July 25-30, 2010	\$ 744.40	To attend the Advance Structural Explosive Breaching Course. <b>Funded by the EOD (Explosive Ordinance Disposal) Grant.</b>	TR
Dawkins, LaShanda	16110	TSA Mobile Baggage Screening Observation - Boston, MA - Dec. 8-10, 2010	\$ 223.50	Accompanied police services to discuss privacy and other legal issues raised at peer transits who have instituted mobile baggage screening	OC
Dawkins, LaShanda	16110	SEPTA's Bus/Train Camera Project - Philadelphia, PA - June 8-9, 2011	\$ 811.70	Accompanied police services to review legal issues associated with CCTV use on vehicles at peer transits	CP
Dawson, Deborah	14710	Transportation Learning Center Conference 2011 - Washington, DC - Mar. 16-18, 2011	\$ 517.40	Participated in a forum regarding various challenges in the public transportation industry to seek solutions that work for everyone.	TC
Dawson, Deborah	14710	2011 Georgia Labor Management Conference - St. Simon Island, GA - June 14-17, 2011	\$ 1,197.14	Participated in discussions regarding Labor Management trends in the state of GA.	OC
Dawson, Deborah	14710	63rd Annual SHRM Conference - Las Vegas, NV - June 25-29, 2011	\$ 3,168.92	Professional continuing educational sessions.	TR
DeGrace, Lisa	16510	APTA Terms & Condition Workshop Meeting - Seattle, WA - July 21-24, 2010	\$ 1,315.55	<u>Reimbursed by APTA.</u> Developed industry wide Terms and Conditions for various procurements.	GF
DeGrace, Lisa	16510	APTA Terms & Condition Workshop Meeting - San Francisco, CA - Aug. 15-18, 2010	\$ 1,219.51	<u>Reimbursed by APTA.</u> Developed industry wide Terms and Conditions for various procurements.	GF
DeGrace, Lisa	16510	APTA Terms & Condition Workshop Meeting - Los Angeles, CA - Sept. 7-10, 2010	\$ 1,053.04	<u>Reimbursed by APTA.</u> Developed industry wide Terms and Conditions for various procurements.	GF
DeGrace, Lisa	16510	APTA Terms & Condition Workshop - San Antonio, TX - Oct. 3-8, 2010	\$ 2,602.85	<u>Reimbursed by APTA.</u> Developed industry wide Terms and Conditions for various procurements.	GF

## FY2011 Summary of MARTA Staff Travel

NAME	Cost Ctr	Description & Date	Amount	Purpose & Detail	Code
DeGrace, Lisa	16910	Vendor Managed Inventory -Site Visits - Newark, NJ & Philadelphia, PA - Dec. 1-2, 2010	\$ 1,119.57	Viewed other transit properties VMI Operations for possible Authority enhancements.	MI
Delgado, Oliver	19210	Beretta Factory Armour Course - Accokeek, Maryland - Dec. 5-10, 2010	\$ 1,874.27	To attend the Beretta Armour Course.	TR
Dorsey, Christopher	16910	Vendor Managed Inventory -Site Visits - Newark, NJ & Philadelphia, PA - Dec. 1-2, 2010	\$ 1,194.57	Viewed other transit properties VMI Operations for possible Authority enhancements.	MI
Dorsey, Christopher	16910	2011 PSR Workshop - Orlando, FL - May 23-25, 2011	\$ 1,085.40	Attended training session for Procurement System Reviews	TR
Drake, Stanley	15410	Bus Safety Working Group - Orlando, FL - July 27-29, 2010	\$ 629.22	APTA Bus Safety Working Group: Works with APTA to develop recommended practices for various phases of Bus Operations	TC
Drake, Stanley	15410	Security Bus Camera Project - Jacksonville, FL - Mar. 29-30, 2011	\$ 344.90	In conjunction with Marta Police, we have been going on site visits to assess other transit systems bus cameras in preparation for putting out a RFP	MI
Drake, Stanley	15410	SEPTA's Bus/Train Camera Project - Philadelphia, PA - June 8-9, 2011	\$ 811.70	In conjunction with Marta Police, we have been going on site visits to assess other transit systems bus cameras in preparation for putting out a RFP	MI
Drake, Stanley	15410	Trapeze Conference - Boca Raton, FL - April 17-21, 2011	\$ 1,381.87	This trip was to review and assess various Trapeze software programs and upgrades that may be beneficial to Marta. We currently use Transit Master in BCC which is a Trapeze product.	TC
Dunham, Wanda	19210	12th Safety & Security Roundtable - Boston, MA - Aug. 9-12, 2010	\$ 278.50	This roundtable is designed for Security Chiefs/Coordinators and Safety Directors from the Nations fifty largest transit agencies. <b>Funded by the TSA (Transit Security Administration).</b>	TC
Dunham, Wanda	19210	International Association of Chiefs of Police Conference - Orlando, FL - Oct. 24-26, 2010	\$ 1,562.14	This training is a requirement as Chief of Police and will benefit MARTA by providing enhanced and updated safety and security measures.	OC
Dunham, Wanda	19210	TSA Mobile Baggage Screening Observation - Boston, MA - Dec. 8-10, 2010	\$ 252.83	To observe the mobile Baggage Screening process at the MBTA (Massachusetts Bay Transportation Authority). <b>Funded by the TSA (Transit Security Administration).</b>	MI
Dunham, Wanda	19210	NAPO Police, Fire, EMS & Municipal Benefits Seminar - Las Vegas, NV - Feb. 6-9, 2011	\$ 1,656.62	To attend the National Association of Police Organization's annual meeting that serves to advance the interests of America's law enforcement officers through legislative and legal advocacy, political action, and education. <b>Funded by the MARTA Non-Represented DB Pension Fund.</b>	OC

## FY2011 Summary of MARTA Staff Travel

NAME	Cost Ctr	Description & Date	Amount	Purpose & Detail	Code
Dunham, Wanda	19210	Security Bus Camera Project - Jacksonville, FL - Mar. 29-30, 2011	\$ 374.90	Site visit to implement a 21st Century bus security camera system which meets a strong homeland security target hardening ideal and can connect to the existing MARTA CCTV Expansion effort to have one centralized and seamless CCTV System for Station, Facility, Bus, and Rail Locations. <b>Funded by the TSGP (Transit Security Grant Program).</b>	MI
Dunham, Wanda	19210	Transit Policing & Security Peer Advisory Group Meeting - Washington, DC - Apr. 5-6, 2011	\$ 206.76	To attend the Policing and Security Peer Advisory Group Meeting. <b>Funded by the TSA (Transit Security Administration).</b>	MI
Dunham, Wanda	19210	SEPTA's Bus/Train Camera Project - Philadelphia, PA - June 8-9, 2011	\$ 574.05	Site visit to implement a 21st Century bus security camera system which meets a strong homeland security target hardening ideal and can connect to the existing MARTA CCTV Expansion effort to have one centralized and seamless CCTV System for Station, Facility, Bus, and Rail Locations. <b>Funded by the TSGP (Transit Security Grant Program).</b>	MI
Dunham, Wanda	19210	13th Transit Safety & Security Roundtable - Denver, CO - June 27-30, 2011	\$ 397.70	This roundtable is designed for Security Chiefs/Coordinators and Safety Directors from the Nations fifty largest transit agencies. <b>Funded by the TSA (Transit Security Administration).</b>	MI
Dunning, Johnny	22710	APTA Leadership Training - Vancouver, Canada - Jul. 20-25, 2010	\$ 3,068.33	Transit related leadership development training	TR
Dunning, Johnny	22710	APTA Leadership Committee Meeting - Washington, DC - Aug. 12-13, 2010	\$ 782.28	Transit related leadership; attended committee meeting	MI
Dunning, Johnny	22710	APTA Bus Rodeo Conference - Memphis, TN - May 21-25, 2011	\$ 1,901.85	Transit related conference; Presented "Effective Practices in Title VI Transit Equity..." Conference focused in these topic areas: accessibility, business practices, operations/ maintenance/ management, policy/planning/marketing, safety & security, sustainability, technology, and workforce development.	TC
Dunning, Johnny	22710	APTA Annual Conference - San Antonio, TX - Oct. 3-6, 2010	\$ 2,227.43	Transit related annual conference; for public transportation professionals. Attended to learn, network, discuss influential topics and find solutions	TC
Durden, Caroline	12110	FY 2010 Forward Pricing Rates - Rochester, NY - Aug. 30-Sept. 2, 2010	\$ 1,301.86	Forward pricing audit of Alstom for contract RFP P4113	CD
Eason, William	18850	APTA Elev/Esc Meeting & ASCE Escalator Code Meeting - New Orleans, LA - Nov. 9-11, 2010	\$ 851.59	Represented MARTA at the APTA Elevator/Escalator and ASCE Code Meeting. This meeting is to discuss new technology, APTA Standards, code requirements, etc. throughout the Transit environment.	TC

## FY2011 Summary of MARTA Staff Travel

NAME	Cost Ctr	Description & Date	Amount	Purpose & Detail	Code
Eason, William	18850	APTA Elev/Esc Meeting & Training Consortium - Philadelphia, PA - Sept.15-17, 2010	\$ 325.75	Represented MARTA at the APTA Elevator/Escalator Meeting and Training Consortium. This consortium consists of several Transit properties and dicusses and develops new traininmg standards for Elevator/Escalator mechanics	TC
Edwards, Greg	15230	Train Control Systems Review - Philadelphia, PA-July 13-16, 2010	\$ 1,269.02	The Technical Evaluation Team for the selection process of the Train Control System Upgrade project required review of similar implementations at other transit agencies to make well informed decisions on the vendor selection, and apply lessons learned to the MARTA project.	CP
Ellison, Carlis	14310	FTA Financial Management Oversight Seminar - Miami, FL - Feb. 16-17, 2011	\$ 969.46	Allowed MARTA to strengthen its skills related to FTA accounting requirements, NTD reporting and OMB Circular A-87.	TR
Elsberry, John T.	18920	Asset Management Users Conference - Savannah, GA - Mar. 21-23, 2011	\$ 796.32	FA Suite Users conference where meetings were held with other transits and Asset Works concerning development of capital asset management module.	TR
Erves, Joe	15710	Atlanta Streetcar Project - Sacramento, CA-Salt Lake City, UT - Aug. 29-Sept. 1, 2010	\$ 2,101.97	Tour plants and perform site visits in relations to the Atlanta Streetcar project	CP
Erves, Joseph	15710	Vendor Managed Inventory -Site Visits - Newark, NJ & Philadelphia, PA - Dec. 1-2, 2010	\$ 1,064.57	Vendor Managed Inventory(Site Visits) NJ & SEPTA Transits	CP
Erves, Joseph	15710	Atlanta Streetcar Project - Sacramento, CA - Mar. 8-11, 2011	\$ 2,179.22	The purpose of this meeting is to tour the plant and continue branding discussions related to the Atlanta Peachtree streetcar project.	CP
Erves, Joseph	15710	Security Bus Camera Project - Jacksonville, FL - Mar. 29-30, 2011	\$ 871.02	Tour plant and review cameras utilized to capture video on rolling stock -CCTV Observation	CP
Erves, Joseph	15710	FTA Sponsored Environmental Management Systems Training - Roanoke, VA - Feb. 7-10, 2011	\$ 827.90	Workshop utilized for improving sustainability and environmental efforts	TC
Erves, Joseph	15710	FTA Sponsored EMS Training-Roanoke, VA - May 23-26, 2011	\$ 962.33	Training to implement 14001 ISO. This is a toolbox of management techniques to minimize harm to the environment. MARTA's involvement by it's top management will assist in developing a sustainable transportation system & a positive influence on the future sustainability of the Atlanta region. Our involvement is at the direction of the GM/CEO.	TC
Erves, Joseph	15710	Siemens Site Visit -Atlanta Streetcar-Vehicle Procurement Status Update - Sacramento, CA - June 20-23, 2011	\$ 2,151.50	The purpose of this meeting was to tour the plant and continue branding discussions related to the Atlanta Peachtree streetcar project.	CP
Eugene, Alphonso	19210	IPMBA Bike Training Course - Fort Bragg, NC - Apr. 8-14, 2011	\$ 2,027.70	To attend the International Police Mountain Bike Association Training Course.	TR
Fedd, John	15521	CUMMINS ISL Overhaul Training - Tampa, FL - May 9-12, 2011	\$ 877.52	This trip was for Cummins Engine training provided with the bus procurement contract SR1378 New Flyer	TR

## FY2011 Summary of MARTA Staff Travel

NAME	Cost Ctr	Description & Date	Amount	Purpose & Detail	Code
Ferrell, Dwight	11810	APTA Annual Meeting - San Antonio, TX - Oct. 1-6, 2010	\$ 2,775.85	The Annual Meeting was an opportunity to come together to learn, network, discuss influential and timely industry topics, and find solutions. It was the perfect forum for attendees to exchange ideas and explore issues of mutual concern. The conference was designed to enhance effectiveness in operating and maintaining a transit system. A number of technical sessions were offered concerning the latest information on critical topics and innovative ideas influencing the industry. The Annual Meeting afforded the opportunity to discover solutions for every aspect of transportation and every division of our system from the industry's leading manufacturers. It is one of the best opportunities to see all the latest transportation technologies, products and services gathered together.	TC
Ferrell, Dwight	11810	APTA Transit CEO Seminar - San Diego, CA - Feb. 4-8, 2011	\$ 2,229.52	I attended the 2011 Transit CEO Seminar at the directive of the GM/CEO. The seminar was a series of sessions which focused on leading change and leadership styles, multimodal planning and the greening of the economy, social media, funding and grants, organizational safety culture, procurement, working with developers, and labor relations. These sessions were designed to stimulate open exchanges with colleagues and offer new perspectives. The seminar was geared towards public transit CEO's and their deputies.	TC
Ferrell, Dwight	11810	APTA Rail Conference - Boston, MA - June 11-15, 2011	\$ 2,668.14	APTA's 2011 Rail Conference was designed to enhance effectiveness in operating and maintaining a rail system. It provided attendees with the most comprehensive learning and networking experience possible. The conference included a complete slate of technical sessions relevant to the operation, management and maintenance of rail and fixed guideway systems. The Conference provided the opportunity to ask questions, debate issues, network with transit counterparts, and discover timely information with immediate and practical relevance. It was the perfect forum for attendees to exchange ideas and explore issues of mutual concern.	TC

## FY2011 Summary of MARTA Staff Travel

NAME	Cost Ctr	Description & Date	Amount	Purpose & Detail	Code
Ficklin, Maurice	10210	Gartner Technology Training - Orlando, FL - Oct. 16-21, 2010	\$ 1,298.84	The purpose was to gather, learn, document, network and determine how to utilize technological best practices for MARTA Technology. Also, ascertain strategy and knowledge for a successful MARTA technology transition from the existing infrastructure and operations legacy environment to a leading edge solution. Master how to improve IT contribution for enterprise growth. Determine ways IT can contribute to improve enterprise competitiveness. Capitalize on innovation and investment opportunities. Create an action plan to reduce Technology Infrastructure costs. Confirm the strategic IT direction for MARTA.	TC
Ficklin, Maurice	10210	Review Train Control Systems - Philadelphia, PA-Baltimore, MD & Wash.,DC - July 13-16, 2010	\$ 1,353.99	This trip was for the purpose of the Train Control project, which allowed the project team, which I was a member, and SEC to physically see the various solution, question the pundits and review designs. This offered the team a more comprehensive assessment of the Train Control RFP.	CP
Fitzgerald, Mark	15521	New Flyer Bus Inspection - Crookston, MN - Feb. 7-13, 2010	\$ 3,081.90	SR1378 New bus procurement site inspection funded thru the bus procurement capital project	CP
Foster, Donza	19210	G.R.E.A.T. In-Service Training - Charleston, SC - May 12-16, 2011	\$ 252.00	This is an annual in-service training used for the purpose of keeping the Gang Resistance Education and Training (G.R.E.A.T) certification active. The G.R.E.A.T program is taught in the Atlanta Public School System with the focus on schools attended by young transit riders between the ages 12-16.	TR
Free, Garry	18911	Vendor Managed Inventory Site Visits - Newark, NJ & Philadelphia, PA - Dec. 1-2, 2010	\$ 1,138.32	Met with peer agencies that have Vendor Managed Inventory Systems. Discussed the pros and cons of the system and toured their facilities where the material are stored.	CP
Free, Garry	18911	FTA Sponsored Environmental Management Systems Training - Roanoke, VA - Feb. 7-10, 2011	\$ 3,667.65	Training to implement 14001 ISO. This is a toolbox of management techniques to minimize harm to the environment. MARTA's involvement by it's top management will assist in developing a sustainable transportation system & a positive influence on the future sustainability of the Atlanta region. Our involvement is at the direction of the GM/CEO.	TR



## FY2011 Summary of MARTA Staff Travel

NAME	Cost Ctr	Description & Date	Amount	Purpose & Detail	Code
Free, Garry	18911	FTA Sponsored Environmental Management Systems Training - Roanoke, VA - May 23-26, 2011	\$ 801.65	Training to implement 14001 ISO. This is a toolbox of management techniques to minimize harm to the environment. MARTA's involvement by it's top management will assist in developing a sustainable transportation system & a positive influence on the future sustainability of the Atlanta region. Our involvement is at the direction of the GM/CEO.	TR
Fuller, Catherine Elaine	10430	FY11 Fare Increase Parallel Testing - San Diego, CA - Aug. 15-28, 2010	\$ 3,566.19	I was out at the vendor's site (Cubic Transportation Systems) in San Deigo for two weeks in a parallel testing effort for the AFC Multi Project release. I tested the BVM and the TOM and produced a daily test report back to the project stakeholders.	CP
Gamble, Gregory	19210	HSEEP Course - Emmetsburg, MD - Nov. 14-18,2010	\$ 214.70	To learn the H.S.E.E.P (Homeland Security Exercise Evaluation) standards and protocols. <b>Funded by the TSGP (Transit Security Grant Program).</b>	TR
Gamble, Gregory	19210	MBTA Site Visit-Observation of Mobile Screening Process - Boston, MA - Dec. 8-10, 2010	\$ 177.50	To observe the mobile Baggage Screening process at the MBTA (Massachusetts Bay Transportation Authority). <b>Funded by the TSA (Transit Security Administration).</b>	MI
Gaskin, Thomas	15510	2011 Trapeze User Conference - Boca Raton, FL - Apr. 17-21, 2011	\$ 1,593.70	This trip was to review and assess various Trapeze software programs and upgrades that may be beneficial to Marta. We currently use Transit Master in BCC which is a Trapeze product.	TC
Goddard, Don	15565	Atlantic Station New Flyer Bus Final Inspection - Crookston, MN - Mar. 9-12, 2011	\$ 1,818.42	SR1461 Atlantic Station New Bus Inspection funded through the bus procurement capital project	CP
Graham, Ben	10110	Smartcard Alliance Conference - Washington, DC - Nov. 15-17, 2010	\$ 3,366.90	This conference features comprehensive coverage of efforts toward strong authentication technology in government identity programs, including federal and non-federal Personal Identity Verification (PIV) credentials, developments in National Strategy for Trusted Identities in Cyberspace (NSTIC), trusted ID on the Internet and on mobile devices, developments in state and local ID, as well as evolving global standards. Presentations emphasize real-world use-cases directly from the implementers and administrators.	GF

## FY2011 Summary of MARTA Staff Travel

NAME	Cost Ctr	Description & Date	Amount	Purpose & Detail	Code
Greene, Aston	19210	Bus/Train Camera Project - Baltimore, MD - June 23-24, 2011	\$ 990.22	Site visit to implement a 21st Century bus security camera system which meets a strong homeland security target hardening ideal and can connect to the existing MARTA CCTV Expansion effort to have one centralized and seamless CCTV System for Station, Facility, Bus, and Rail Locations. <b>Funded by the TSGP (Transit Security Grant Program).</b>	MI
Greene, Aston	19210	TSGP After Action Conference - New York, NY - July 12-14, 2010	\$ 888.90	This meeting is vital to maintaining MARTA's awareness of and participation in federal grant related initiatives. Attendance affords opportunities to raise questions regarding the FY2011 grant program and contribute to the discussion of the needs of the Authority to better administer and utilize Transit Security Grant Funding. <b>Funded by the TSGP (Transit Security Grant Program).</b>	TR
Greene, Aston	19210	MBTA Site Visit-Observance of Mobile Screening Process - Boston, MA - Dec. 8-10, 2010	\$ 177.50	To observe the mobile Baggage Screening process at the MBTA (Massachusetts Bay Transportation Authority). <b>Funded by the TSA (Transit Security Administration).</b>	MI
Greene, Aston	19210	Security Bus Camera Project - Jacksonville, FL - Mar. 29-30, 2011	\$ 344.90	Site visit to implement a 21st Century bus security camera system which meets a strong homeland security target hardening ideal and can connect to the existing MARTA CCTV Expansion effort to have one centralized and seamless CCTV System for Station, Facility, Bus, and Rail Locations. <b>Funded by the TSGP (Transit Security Grant Program).</b>	MI
Greene, Aston	19210	SEPTA's Bus/Train Camera Project - Philadelphia, PA - June 8-9, 2011	\$ 811.70	Site visit to implement a 21st Century bus security camera system which meets a strong homeland security target hardening ideal and can connect to the existing MARTA CCTV Expansion effort to have one centralized and seamless CCTV System for Station, Facility, Bus, and Rail Locations. <b>Funded by the TSGP (Transit Security Grant Program).</b>	Mi
Gregory, Georgetta	16710	TRACS Committee Meeting - Washington, DC - Sept. 8-10, 2010	\$ 966.32	Voting member of FTA advisory committee	GF
Gregory, Georgetta	16710	14th Annual State Safety Oversight Program - Memphis, TN - Sept. 27-Oct. 2, 2010	\$ 1,653.65	FTA Annual Meeting	GF
Gregory, Georgetta	16710	2010 APTA Rail Safety Mid-Year Committee Meeting - Memphis, TN - Dec. 6-10, 2010	\$ 1,314.16	Participate in APTA Rail Safety Committee as member	MI
Gregory, Georgetta	16710	SEPTA's Bus/Train Camera Project - Philadelphia, PA - June 8-9, 2011	\$ 811.70	Site inspection to view CCTV and ProTran wayside worker protection equipment and programs	CP
Gregory, Georgetta	16710	FTA TRACS Meeting - Washington, DC - April 27-28, 2011	\$ 1,296.70	Voting member of FTA advisory committee	GF

## FY2011 Summary of MARTA Staff Travel

NAME	Cost Ctr	Description & Date	Amount	Purpose & Detail	Code
Gregory, Georgetta	16710	FTA Sponsored Environmental Management Systems Training - Roanoke, VA - Feb. 7-10, 2011	\$ 3,667.65	Attend Environmental Management Systems Training at Virginia Tech	TR
Gregory, Georgetta	16710	Security Bus Camera Project - Jacksonville, FL - Mar. 29-30, 2011	\$ 344.90	Site inspection to view CCTV	CP
Gregory, Georgetta	16730	APTA Rail Conference - Boston, MA - June 11-15, 2011	\$ 2,638.14	Participate in APTA Rail Conference as a APTA Rail Safety Committee member.	TC
Grether, Paul	15810	APTA Annual Meeting - Leadership Class of 2011 - San Antonio, TX - Oct. 3-6, 2010	\$ 1,163.72	Training: this was the introductory meeting for the Leadership APTA class of 2011. Additionally I attended the Streetcar Subcommittee and numerous other APTA committee meetings, sessions and discussions with the latest and greatest on transit.	TC
Grether, Paul	15810	APTA Street Car Subcommittee Meeting - Philadelphia, PA - Dec. 16-18, 2010	\$ 838.66	APTA Streetcar SubCommittee member; sessions included presentations on streetcar technology and technical tours and discussions. Systems visited included SEPTA, NJT and PATCO.	TC
Grether, Paul	15810	APTA Street Car Subcommittee Meeting - Charlotte, NC - Jan. 18-20, 2011	\$ 566.92	Working session of the Streetcar Subcommittee focused on "North American Application of Modern Streetcar Vehicles" work by the committee [modernstreetcar.org] - also inspection of the KinkiSharyo "AmeriTram" streetcar vehicle.	TC
Grether, Paul	15810	Leadership APTA - Washington, DC - Dec. 1-4, 2010	\$ 351.60	Kick-off session of Leadership APTA. Training sessions on various topics germane to transit industry management.	TC
Grether, Paul	15810	Siemens - Discuss Branding for Atlanta Streetcar - Sacramento, CA - Mar. 8-11, 2011	\$ 1,967.17	Kick-off meeting, development of technical specifications and negotiations for the Atlanta Streetcar vehicle.	CP
Grether, Paul	15810	Leadership APTA - Washington, DC - Mar. 11-16, 2011	\$ 690.20	Leadership APTA training sessions including various topics germane to transit industry management. Also included the beginning of the required group research projects.	TC
Grether, Paul	15810	Siemens Site Visit - Atlanta Streetcar-Vehicle Procurement Status Update - Sacramento, CA - June 20-23, 2011	\$ 1,687.88	Technical meeting to work through vehicle design issues including configuration and installation of customer furnished equipment (transit signal priority, CAD/Radio/AVL), towbar design, end cap design and numerous other technical vehicle design issues.	CP
Haggard, Scott	22435	Legislative Committee Mtg. and Metro Rail Group Discussion - San Antonio, TX - Oct. 2-5, 2010-	\$ 1,339.43	Attended meetings of the APTA Legislative Committee and MetroRail Discussion Group at APTA Annual Conference, to learn latest industry information related to federal transportation authorization legislation	GF
Haggard, Scott	22435	Transportation Summit - Macon, GA - Oct. 21-22, 2010	\$ 117.78	Attended event featuring U.S. Transportation Secretary Ray LaHood, sponsored by Georgians for Passenger Rail	TC

## FY2011 Summary of MARTA Staff Travel

NAME	Cost Ctr	Description & Date	Amount	Purpose & Detail	Code
Haggard, Scott	22435	APTA Legislative Committee Meeting - Washington, DC - Dec. 1-3, 2010	\$ 917.25	Attended regular meeting of the APTA Legislative Committee to discuss industry position on federal authorization, and also visited with Georgia Congressional delegation staffs	TC
Haggard, Scott	22435	Georgia Republican Convention - Macon, GA - May 13-14, 2011	\$ 307.43	Attended to network and discuss transit and transportation legislation with key members of the Georgia General Assembly	GF
Hamilton, Paulette	10410	Gartner PPM & IT Governance - San Diego, CA - June 19-22, 2011	\$ 3,563.17	This training was to teach IT and business leaders how to strategically direct program and portfolio management, the project management office, and IT governance	OC
Hammett, Fred	19210	Human Resource Meeting - Columbus, GA - Sept. 19-23, 2010	\$ 345.00	To attend the Human Resource Course at Command College.	TR
Hammett, Fred	19210	Command College - Columbus, GA - Oct. 10-14, 2010	\$ 345.00	To attend the Legal Issues and Trends in Law Enforcement Administration Course at Command College	TR
Hammett, Fred	19210	TSA Mobile Baggage Screening Observation - Boston, MA - Dec. 8-10, 2010	\$ 577.41	To observe the mobile Baggage Screening process at the MBTA (Massachusetts Bay Transportation Authority). <b>Funded by the TSA (Transit Security Administration).</b>	MI
Hammett, Fred	19210	Strategic Planning/Police Development Course - Columbus, GA - Feb. 6-11, 2011	\$ 598.00	To attend the Strategic Planning/Police Development Course at Command College	TR
Hammett, Fred	19210	Organization and Management Realities - Columbus, GA - Mar. 27-Apr. 1, 2011	\$ 598.00	To attend the Organization and Management Realities Course at Command College.	TR
Hammett, Fred	19210	Public Administration Policy Making - Columbus, GA - May 22-27, 2011	\$ 598.00	To attend the Public Administration Policy Making Course at Command College.	TR
Hampton, Jalynn	19210	Narcotics Certification - Oxford, AL - Mar. 20-23, 2011	\$ 484.87	To attend the Narcotics Certification Course.	TR
Harkins, Tim	19210	National Explosive Detection Canine Program - San Antonio, TX - Nov. 1-3, 2010	\$ 220.00	This is an annual in-service for the National Explosives Detection Canine Program (NEDCTP) 2010 Program Review. <b>Funded by TSA (Transit Security Administration).</b>	TR
Harris, Charlotte	10210	Gartner Technology Training - Orlando, FL - Oct. 16-21, 2010	\$ 3,867.30	This conference provide insight into the how to, plus shareable detail information on cloud, matrix and distributing computing.	TC
Harris, Charlotte	10410	Gartner PPM & IT Governance - San Diego, CA - June 19-22, 2011	\$ 3,447.79	This training was to teach IT and business leaders how to strategically direct program and portfolio management, the project management office, and IT governance	OC
Harris, Charlotte	10410	APTA TransiTech 2011 - Miami, FL - Mar. 28-31, 2011	\$ 1,911.91	This APTA seminar provided the recent, current, and future technology initiatives, projects, and applications for IT transit professionals. APTA transit properties and business members understand the state of applied information technology in transit, as well as future needs. This workshop provides an in-depth opportunity to explore the latest and greatest developments in revenue practices, systems standards, fare policy and equipment for the transportation market.	GF

## FY2011 Summary of MARTA Staff Travel

NAME	Cost Ctr	Description & Date	Amount	Purpose & Detail	Code
Harris, Frank	15710	Rail Vehicle Training Standards Steering Committee Meeting - Silver Springs, MD - March 16-19, 2010	\$ 248.50	APTA's standard Joint Union/management Rail Committee	TC
Harris, Frank	15710	Rail Vehicle Training Standards Steering Committee Meeting - Philadelphia, PA - Oct. 27-29, 2010	\$ 165.00	APTA's standard Joint Union/management Rail Committee	TC
Harris, Lyle	17410	2010 APTA Transit Board Members Seminar - Eugene, OR - July 19-20, 2010	\$ 1,027.07	Served as an invited panelist on the "Crisis Management for Board Members" panel session	TC
Harris, Stephen	19210	SEPTA's Bus/Train Camera Project - Philadelphia, PA - June 7-9, 2011	\$ 811.70	Site visit to implement a 21st Century bus security camera system which meets a strong homeland security target hardening ideal and can connect to the existing MARTA CCTV Expansion effort to have one centralized and seamless CCTV System for Station, Facility, Bus and Rail Locations. <b>Funded by the TSGP (Transit Security Grant Program).</b>	MI
Harris, Stephen	19210	Bus/Train Camera Project - Baltimore, MD - June 23-24, 2011	\$ 766.55	Site visit to implement a 21st Century bus security camera system which meets a strong homeland security target hardening ideal and can connect to the existing MARTA CCTV Expansion effort to have one centralized and seamless CCTV System for Station, Facility, Bus, and Rail Locations. <b>Funded by the TSGP (Transit Security Grant Program).</b>	MI
Harris, Stephen,	19210	Security Bus Camera Project - Jacksonville, FL - Mar. 29-30, 2011	\$ 344.90	Site visit to implement a 21st Century bus security camera system which meets a strong homeland security target hardening ideal and can connect to the existing MARTA CCTV Expansion effort to have one centralized and seamless CCTV System for Station, Facility, Bus, and Rail Locations. <b>Funded by the TSGP (Transit Security Grant Program).</b>	MI
Haynes, Shandrica	10430	FY'11 Fare Increase Parallell Testing in Cubic's Lab - San Diego, CA - Sept. 22-28, 2010	\$ 1,787.40	This travel was part of knowledge transfer for the regional fare increase, which included hardware and software changes.	CP
Heard-Johnson, Natalie	19210	G.R.E.A.T. In-Service Training - Charleston, SC - May 12-16, 2011	\$ 252.00	This is an annual in-service training used for the purpose of keeping the Gang Resistance Education and Training (G.R.E.A.T) certification active. The G.R.E.A.T program is taught in the Atlanta Public School System with the focus on schools attended by young transit riders between the ages 12-16.	TR

## FY2011 Summary of MARTA Staff Travel

NAME	Cost Ctr	Description & Date	Amount	Purpose & Detail	Code
Henry, Tyrone	19210	Security Bus Camera Project - Jacksonville, FL - Mar. 29-30, 2011	\$ 424.90	Site visit to implement a 21st Century bus security camera system which meets a strong homeland security target hardening ideal and can connect to the existing MARTA CCTV Expansion effort to have one centralized and seamless CCTV System for Station, Facility, Bus, and Rail Locations. <b>Funded by the TSGP (Transit Security Grant Program).</b>	MI
Hernandez, Victor	15750	Review Train Control Systems - Philadelphia, PA-Baltimore, MD & Wash.,DC - July 13-16, 2010	\$ 1,354.02	The Technical Evaluation Team for the selection process of the Train Control System Upgrade project required review of similar implementations at other transit agencies to make well informed decisions on the vendor selection, and apply lessons learned to the MARTA project.	CP
Hernandez, Victor	15750	Security Bus Camera Project - Jacksonville, FL - Mar. 29-30, 2011	\$ 394.90	Tour plant and review cameras utilized to capture video on rolling stock -CCTV Observation	CP
Hernandez, Victor	15750	Bus/Train Camera Project - Baltimore, MD - June 23-24, 2011	\$ 839.55	Tour facility and review cameras utilized to capture video on rolling stock -CCTV Observation	CP
Herrin, Evangeline	14350	GGFOA 25th Annual Conference-CPE Credits - Savannah, GA - Oct. 3-6, 2010	\$ 917.86	Allowed MARTA to strengthen its finance related skills and keep abreast of updates and changes in accounting principles and pronouncements. Allowed CPA to earn required CPEs. Employee was also a guest panalist.	OC
Hodgson, Cara	17410	2011 APTA Marketing & Communications Workshop - San Diego, CA - Feb. 27 - Mar. 2, 2011	\$ 2,103.63	Attended the annual workshop to gain valuable knowledge, contacts and resources within the Transit industry. In addition to networking, there were several sessions (Social Media, Media Outreach, Media Relations and Telling our Story: Bringing the Benefits of Public Transportation to Life) that was very beneficial to me and the Authority.	TC
Holmes, Marquez	19210	To Pick Up Crime Scene Van and Training - Medford, NJ - Jan. 19-20, 2011	\$ 632.00	To pick up the Crime Scene Van and attend training. <b>Funded by the FTA/ARRA (Federal Transit Administration American Recovery Reinvestment Act).</b>	TR
Holsey, Willie	19210	Person Screening/Explosive Detector Dog Handler Training - Anniston, AL - Sept. 5-23, 2010	\$ 10,146.10	To attend the Person Screening/Explosive Detector Dog and Handler Training. <b>Funded by the TSGP/ARRA (Transit Security Grant Program American Recovery Reinvestment Act).</b>	TR

## FY2011 Summary of MARTA Staff Travel

NAME	Cost Ctr	Description & Date	Amount	Purpose & Detail	Code
Hsi, Sarah Ming	10310	Smartcard Alliance Conference - Washington, DC - Nov. 15-18, 2010	\$ 2,183.15	This conference features comprehensive coverage of efforts toward strong authentication technology in government identity programs, including federal and non-federal Personal Identity Verification (PIV) credentials, developments in National Strategy for Trusted Identities in Cyberspace (NSTIC), trusted ID on the Internet and on mobile devices, developments in state and local ID, as well as evolving global standards. Presentations emphasize real-world use-cases directly from the implementers and administrators.	GF
Hudson, Louis	16610	Transit Labor Exchange Conference - Scottsdale, AZ - Oct. 17-20, 2010	\$ 1,219.95	Review of 2010 Transit Labor Negotiations.	OC
Hunter, Darnell	10240	APTA TransiTech 2011 - Miami, FL - Mar. 28-31, 2011	\$ 1,564.58	This APTA seminar provided the recent, current, and future technology initiatives, projects, and applications for IT transit professionals. APTA transit properties and business members understand the state of applied information technology in transit, as well as future needs. This workshop provides an in-depth opportunity to explore the latest and greatest developments in revenue practices, systems standards, fare policy and equipment for the transportation market.	TC
Hurley, Kevin	14810	FTA/MRDG Officials on Transit SGR Funding Needs-Meeting - Dallas, Tx - Sept. 12-15, 2010	\$ 645.90	Working group to discuss, present interests, and help define process for performance based planning and subsequent performance based programming of federal funds for transit purposes.	TC
Jackson, Mark	14360	FTA/FMD Seminar - Virginia Beach, VA - June 7-9, 2011	\$ 995.04	Allowed MARTA to strengthen its skills related to FTA accounting requirements, NTD reporting and OMB Circular A-87.	TR
Jackson, Mary Ann	15510	Bus and Paratransit Conference - Memphis, TN - May 23-25, 2011	\$ 1,351.42	To attend APTA Conference and Technical Tours	TC
Jennings, Donna	16210	Underwriting Meetings for Excess Property Casualty Insurance Program - London, UK - Sept. 20-24, 2010	\$ 2,021.37	Accompanied broker to present MARTA claims and loss history and provide othe info as requested to excess brokers	OC
Jennings, Donna	16210	Underwriting Meetings for Excess Property Casualty Insurance Program - Bermuda - Sept. 29-Oct. 1, 2010	\$ 1,158.16	Accompanied broker to present MARTA claims and loss history and provide othe info as requested to excess brokers	OC
Jinadu-Wright, Jennifer	17310	2011 APTA Marketing and Communications Workshop - San Diego, CA - Feb. 27-Mar. 2, 2011	\$ 1,999.27	Attended the annual workshop to gain valuable knowledge, contacts and resources within the Transit industry. In addition to networking, there were several sessions (Social Media, Retaining Riders, Advertising Revenue Information Exchange, Partnerships, Marketing Exchange & Round Tables, and Marketing Through the Ages) that was very beneficial to me and the Authority.	TC

## FY2011 Summary of MARTA Staff Travel

NAME	Cost Ctr	Description & Date	Amount	Purpose & Detail	Code
Johnson, Curtis	16730	14th Annual State Safety Oversight Program - Memphis, TN - Sept. 27-30	\$ 1,223.20	FTA Annual Meeting	GF
Johnson, Derrick	10210	PCI SSC ISA Training Class - Orlando, FL - Sept. 12-15, 2010	\$ 3,505.50	I attended the 3-day v1.2 PCI Internal Assesment (ISA) Training in Orlando FL. The PCI council requires all Level I & II merchants identify a representative to attend the training for PCI version updates which occurs every 1-3 years.	TC
Johnson, Natalie	19210	National Police Citizens Academy Conference - Baton Rouge, LA - May 3-7, 2011	\$ 935.64	To attend the annual National Police Citizens Academy Conference.	OC
Johnson, Victor	14727	CUMMINS ISL Overhaul Training - Tampa, FL - May 9-12, 2011	\$ 1,344.41	Train the trainer course for Bus Maintenance Instructor on Cummins EPA and CARB 2010 emissions standards compliant CNG engine overhaul procedures.	TR
Joshi, Abhay	18310	Utilities Conference - Dillard, GA - Oct. 5-7, 2010	\$ 646.25	Bi-annual conference for GA Utilities Coordination Council. MARTA is a utility inclusive in the "Call Before You Dig" call list. Also it was an opportunity to introduce Mr. Joshi with other utility heads as MARTA's new Acting Chief of Utilities and Agreements.	OC
King, Cheryl	22110	Steering Committee on behalf of Dr. Scott - Denver, CO - July 13-17, 2010	\$ 1,231.09	Rail-Volution is a national movement to facilitate good transit and land use planning , smart growth and TOD. The GM is a member of the Board of Directors and the national steering Committee that serves as the volutnteer staf and handles thelogstcics and, development andimplmentation of the movment's annual conference. The AGM for Planning sits in for the GM on the Steering Committe which meets 4 times a year to take care of the conference work and	TC
King, Cheryl	22110	Rail Volution Conference - Portland, OR - Oct. 17-21, 2010	\$ 2,107.42	Rail-Volution is a national movement to facilitate good transit and land use planning , smart growth and TOD. The GM is a member of the Board of Directors and the national steering Committee that serves as the volutnteer staf and handles thelogstcics and, development andimplmentation of the movment's annual conference. The AGM for Planning sits in for the GM on the Steering Committe which meets 4 times a year to take care of the conference work and	TC
King, Cheryl	22110	Annual Rail Volution Steering Committee Meeting on behalf or Dr. Scott - San Francisco, CA - Jan 18-22, 2011	\$ 1,661.67	Rail-Volution is a national movement to facilitate good transit and land use planning , smart growth and TOD. The GM is a member of the Board of Directors and the national steering Committee that serves as the volutnteer staf and handles thelogstcics and, development andimplmentation of the movment's annual conference. The AGM for Planning sits in for the GM on the Steering Committe which meets 4 times a year to take care of the conference work and	TC



## FY2011 Summary of MARTA Staff Travel

NAME	Cost Ctr	Description & Date	Amount	Purpose & Detail	Code
King, Cheryl	22110	Rail Volution Steering Committee Meeting on behalf of Dr. Scott - Washington, DC - Apr. 27-30, 2011	\$ 1,297.78	Rail-Volution is a national movement to facilitate good transit and land use planning , smart growth and TOD. The GM is a member of the Board of Directors and the national steering Committee that serves as the volunteer staf and handles thelogisticcs and, development andimplmentation of the movment's annual conference. The AGM for Planning sits in for the GM on the Steering Committe which meets 4 times a year to take care of the conference work and	TC
Krisak, Connie	18410	VA Tech-FTA Sponsored EMS - Roanoke, VA - Feb. 7-10, 2011	\$ 3,667.65	Training to implement 14001 ISO. This is a toolbox of management techniques to minimize harm to the environment. MARTA's involvement by it's top management will assist in developing a sustainable transportation system & a positive influence on the future sustainability of the Atlanta region. Our involvement is at the direction of the GM/CEO.	TR
Krisak, Connie	18410	FTA Sponsored Environmental Management Systems Training - Roanoke, VA - May 23-25, 2011	\$ 3,721.65	Training to implement 14001 ISO. This is a toolbox of management techniques to minimize harm to the environment. MARTA's involvement by it's top management will assist in developing a sustainable transportation system & a positive influence on the future sustainability of the Atlanta region. Our involvement is at the direction of the GM/CEO.	TR
Krisak, Richard	15810	FTA Transit Rail Advisory Committee for Safety - Chicago, IL - Nov. 3-5, 2010	\$ 877.20	The purpose of this meeting is to discuss topics and approaches to rail transit safety and considerations on how safety management systems will improve transit safety performances.	TC
Krisak, Richard	15810	APTA Streetcar Subcommittee Meeting - Charlotte, NC - Jan. 18-20, 2011	\$ 566.92	The purpose of the meeting is to conduct an intensive work session on the guideline document :North American Application of Modern Streetcar Vehicles"	TC
Krisak, Richard	15810	APTA Streetcar Subcommittee Meeting - Philadelphia, PA - Dec. 16-18,2010	\$ 816.41	The purpose of this meeting is to discuss on-going efforts regarding standards development for vehicles, OCS, stations and track.	TC
Krisak, Richard	15810	Siemens Plant Visit/Tour-Streetcar Related Project - Sacramento, CA - March 8-11, 2011	\$ 2,428.90	The purpose of this meeting is to tour the plant and continue branding discussions related to the Atlanta Peachtree streetcar project.	CP
Krisak, Richard	15810	TRACS Meeting - Washington, DC - April 26-28, 2011	\$ 1,110.10	The purpose of this meeting is to discuss various topics including the committee's vote on WG-01, FTA's proposed certification andtraining curriculum for the Rail Transit.	TC

## FY2011 Summary of MARTA Staff Travel

NAME	Cost Ctr	Description & Date	Amount	Purpose & Detail	Code
Krisak, Richard	15810	2011 APTA Rail Conference - Boston, MA - June 9-15, 2011	\$ 2,592.14	The purpose of this meeting is to attend APTA committee meetings and technical tours.	TC
Krisak, Richard	15810	Review Train Control Systems - Philadelphia, PA-Baltimore, MD & Wash.,DC - July 13-16, 2010	\$ 1,406.02	The Technical Evaluation Team for the selection process of the Train Control System Upgrade project required review of similar implementations at other transit agencies to make well informed decisions on the vendor selection, and apply lessons learned to the MARTA project.	CP
Krisak, Richard	15810	Atlanta Streetcar Project-Sacramento Regional & Utah Transit Authority - Sacramento, CA & Salt Lake City, Utah - Aug. 29- Sept. 1, 2010	\$ 2,188.23	Tour plants and perform site visits in relations to the Atlanta Streetcar project	CP
Krisak, Richard	15810	FTA Transit Rail Advisory Committee for Safety - Washington, DC - Sept. 8-10, 2010	\$ 946.32	The purpose of this meeting is to discuss topics and approaches to rail transit safety and considerations on how safety management systems will improve transit safety performances.	TC
Kutikov, Leonid	10310	Job Related Training - Boston, MA - Apr. 3-7, 2011	\$ 1,983.96	Administrator Training for Archer System. Archer was installed for compliance/auditing.	CP
Labbie, Thomas	15565	Atlantic Station New Bus Inspection - Winnipeg, MB - Jan. 30 - Feb. 4, 2011	\$ 4,841.15	SR1461 Atlantic Station New Bus Inspection funded through the bus procurement capital project	CP
Labbie, Thomas	15565	Atlantic Station New Bus Inspection - Grand Forks, ND - Mar. 6-13, 2011	\$ 2,502.84	SR1461 Atlantic Station New Bus Inspection funded through the bus procurement capital project	CP
Lancaster, Miriam	16110	Review Train Control Systems- - Philadelphia, PA-Baltimore, MD & Washington, DC- July 13-16, 2010	\$ 1,285.27	Accompanied operations staff to discuss and review contract conditions for peer transits for train control in preparation for MARTA RFP	CP
Lancaster, Miriam	16110	Negotiations with Siemens for Streetcar Procurement - Sacramento, CA - Mar. 9-11, 2011	\$ 1,745.16	conducted negotiatons with Siemens for contract conditiosn for purchase of TIGER II streetcars	CP
Lapee, Paul	16720	Inspection of New Fliyer 5S Quality Assurance Program - St. Cloud, MN - Oct. 6-8, 2010	\$ 936.47	Site inspection and 5S Training	CP
Mahler, Roger	16910	Vendor Managed Inventory -Site Visits - Newark, NJ & Philadelphia, PA - Dec. 1-2, 2010	\$ 1,119.57	Viewed other transit properties VMI Operations for possible Authority enhancements.	MI
Marsh, Richard	14810	LILO Negotiations Wells Fargo - Charlotte, NC - July 13-14, 2010	\$ 826.11	Negotiations with counterparties of LILO/SILO transactions that experienced replacement trigger events as a result of AIG downgrades	CP
Marsh, Richard	14810	LILO Negotiations-CIBC - New York, NY - Aug. 11-12, 2010	\$ 1,259.09	Negotiations with counterparties of LILO/SILO transactions that experienced replacement trigger events as a result of AIG downgrades	CP
Marsh, Richard	14810	LILO/SILO Meetings - New York, NY - Feb. 1-3, 2010	\$ 960.80	Negotiations with counterparties of LILO/SILO transactions that experienced replacement trigger events as a result of AIG downgrades	CP
Martin, Brian	16720	Factory Test of CNG Compressor-Janesville, WI - May 11-13, 2011	\$ 428.57	To witness testing of the CNG equipment that will be installed at the Perry Boulevard Bus Facility under Project CP B13366.	CP

## FY2011 Summary of MARTA Staff Travel

NAME	Cost Ctr	Description & Date	Amount	Purpose & Detail	Code
Mathew, Addi	18980	Alstom - First Article Inspection - Rochester, NY - June 8-9, 2011	\$ 784.05	Performed First Article Inspection of new Generation 4 AF track circuit modules to expedite shipment.	CP
Matta, Luis	10210	Training on Virtualization - San Francisco, CA - Aug. 29-Sept. 2, 2010	\$ 3,660.04	Training on virtualization technology is required to constantly improving and changing the way we think and do business. Consolidating servers with VMware ESX Server will not only save MARTA money and time, but virtualizing is more secure, more convenient, and easier to maintain in real time than using many physical servers.	TR
Matta, Luis	10210	MAC Integration Training - San Francisco, CA -Jan. 25-29, 2011	\$ 3,577.62	This training was required to support the marketing and bus operation departments of MARTA. Due to the age of our computer inventory, this training extended hardware life by 15 months; thus creating a saving for the Authority.	OC
McCall, Cynthia	10310	Trapeze Conference - Boca Raton, FL - Apr. 16-21, 2011	\$ 1,816.00	Understand the new products of Trapeze and meet customers to obtain their lessons learned.	OC
McCall, Cynthia	10330	Oracle Open World - Las Vegas, NV - Sept. 18-24, 2010	\$ 2,871.90	Learn the industry trends in business applications and interact with other companies that have implemented Oracle to understand best practices.	OC
McClendon, Ryland	17210	Georgia Forward 2010 Forum - Macon, GA - Aug. 24-25, 2010	\$ 336.84	Conference focused on the state and the opportunities and challenges we face in the future. Transportation described as one of the key challenges.	OC
McClendon, Ryland	17210	APTA Annual Conference - San Antonio, TX - Oct. 3-6, 2010	\$ 2,072.63	Annual transit conference with seminars on best industry practices and networking with industry peers.	TC
McClendon, Ryland	17210	2011 APTA Legislative Conference - Washington, DC - Mar. 13-16, 2011	\$ 2,399.22	Conference focused on current Federal activities and the impact on the transit industry; Met with GA Congressional Delegation to discuss to get their insight.	TC
McCombs, Tiffani	12110	Buy America Post-Delivery Audit - Winnipeg, MB - Mar. 29-Apr. 2, 2011	\$ 2,289.60	Post delivery Buy America audit of New Flyer for contract CPB 13282	CD
McKitt, Cedric	15230	ESRI (SERUG) ArcGIS Conference - Jacksonville, FL - May 1-4, 2011	\$ 1,935.00	ArcGIS 10 user group conference training. The conference provides users of GIS geospatial technology with the latest updates, while learning best practices and usability tips from other ArcGIS users and ESRI. Learned innovative geospatial solutions from ESRI partners and networked with other attendees, creating an avenue to return to work equipped with new ideals, knowledgeable to explore and enhance Engineering, Police Services, Environmental, Utilities & Right-of-Way projects using GIS.	TR
McMath, John	22710	GTA Conference - Athens, GA - Dec. 1-3, 2010	\$ 619.91	Transit related collaboration conference; attended forum for exchange of information and ideas to work toward securing funding for public transit in Georgia	TC

## FY2011 Summary of MARTA Staff Travel

NAME	Cost Ctr	Description & Date	Amount	Purpose & Detail	Code
McMath, John	22710	2011 Trapeze User Conference - Boca Raton, FL - April 17-21, 2011	\$ 2,308.88	Job related Software training and annual updates	TR
Mebel, Lev	18620	Pre-delivery Factory Test-CNG Compressor for Perry Bus Facility - Milton, WI - May 8-14, 2011	\$ 752.91	Pre-delivery factory test of new CNG Compressor for Perry Bus Facility	CP
Miller, John	15565	New Flyer Bus Inspection - Crookston, MN - Feb. 27- Mar. 4, 2011	\$ 3,894.76	SR1461 Atlantic Station New Bus Inspection funded through the bus procurement capital project	CP
Milton, Terry	19210	G.R.E.A.T. In-Service Training - Charleston, SC - May 12-16, 2011	\$ 252.00	This is an annual in-service training used for the purpose of keeping the Gang Resistance Education and Training (G.R.E.A.T) certification active. The G.R.E.A.T program is taught in the Atlanta Public School System with the focus on schools attended by young transit riders between the ages 12-16.	TR
Minnucci, Patrick	18310	Security Bus Camera Project - Jacksonville, FL - Mar. 29-30, 2011	\$ 374.90	Reviewed the implementation of the CCTV Project at this agency and to review lessons learned.	TR/CP
Minnucci, Patrick	18310	SEPTA's Bus/Train Camera Project - Philadelphia, PA - June 7-9, 2011	\$ 811.70	Reviewed the implementation of the CCTV Project at this agency and to review lessons learned.	TR/CP
Minnucci, Patrick	18310	Bus/Train Camera Project - Baltimore, MD - June 23-24, 2011	\$ 766.55	Reviewed the implementation of the CCTV Project at this agency and to review lessons learned.	TR/CP
Montgomery, Willie	19210	FTA/TSI Training Class on Transit Security - Washington, DC - Oct. 31-Nov. 5, 2010	\$ 1,454.35	To attend the Federal Transit Administration /Transit Safety Institute's training course for certification in Transit Security. <b>Funded by TSGP (Transit Security Grant Program).</b>	TR
Montgomery, Willie	19210	Security Bus Camera Project - Jacksonville, FL - Mar. 29-30, 2011	\$ 394.90	Site visit to implement a 21st Century bus security camera system which meets a strong homeland security target hardening ideal and can connect to the existing MARTA CCTV Expansion effort to have one centralized and seamless CCTV System for Station, Facility, Bus and Rail Locations. <b>Funded by the TSGP (Transit Security Grant Program).</b>	MI
Montgomery, Willie	19210	SEPTA's Bus/Train Camera Project - Philadelphia, PA - June 7-9, 2011	\$ 811.70	Site visit to implement a 21st Century bus security camera system which meets a strong homeland security target hardening ideal and can connect to the existing MARTA CCTV Expansion effort to have one centralized and seamless CCTV System for Station, Facility, Bus and Rail Locations. <b>Funded by the TSGP (Transit Security Grant Program).</b>	MI

## FY2011 Summary of MARTA Staff Travel

NAME	Cost Ctr	Description & Date	Amount	Purpose & Detail	Code
Montgomery, Willie	19210	Bus/Train Camera Project - Baltimore, MD - June 23-24, 2011	\$ 1,067.38	Site visit to implement a 21st Century bus security camera system which meets a strong homeland security target hardening ideal and can connect to the existing MARTA CCTV Expansion effort to have one centralized and seamless CCTV System for Station, Facility, Bus, and Rail Locations. <b>Funded by the TSGP (Transit Security Grant Program).</b>	MI
Mosley, Jane	19210	Budgeting Principles - Roanoke, VA - May 1-6, 2011	\$ 1,862.35	This course combines lectures, demonstrations and in-class exercises to deliver the information that is needed to understand, develop and maintain a Law Enforcement Agency Budget.	TR
Moultrie, Annette	16720	First Article Inspection of ATP Transmitter/Receiver Module - Rochester, NY - June 8-9, 2011	\$ 366.26	Site inspection	CP
O'Callaghan, Knox	22420	FTA State of Good Repair Roundtable - Chicago, IL - July 21-24, 2010	\$ 801.08	Workshop concerning current and proposed policies and best practices for Asset Management and SGR priorities	GF
O'Callaghan, Knox	22420	2011 APTA Legislative Conference - Washington, DC - Mar. 13-16, 2011	\$ 1,967.44	Received latest information regarding Federal Congressional transportation funding and program outlook ; also advocated for MARTA's position during Congressional meetings on Capitol Hill.	TC
Patel, Jayant	16720	AIA Conference/Training - New Orleans, LA - May 11-14, 2011	\$ 1,893.49	Continuing education	TC
Pritchett, Gary	16910	APTA Terms & Condition Workshop Meeting - San Antonio, TX - Oct. 3-6, 2010	\$ 2,251.16	Developed industry wide Terms and Conditions for various procurements.	GF
Pritchett, Gary	16910	Vendor Managed Inventory -Site VisitsNewark,NJ & -Philadelphia, PA - Dec. 1-2, 2010	\$ 1,119.57	Viewed other transit properties VMI Operations for possible Authority enhancements.	MI
Pritchett, Gary	16910	Streetcar Summit - Washington, DC - Feb. 14-16, 2011	\$ 1,158.44	Attended Summit to gain knowledge and experience for the upcoming Street Car procurement.	TC
Pritchett, Gary	16910	Review Train Control Systems - Philadelphia, PA-Baltimore, MD & Wash.,DC - July 13-16, 2010	\$ 1,354.02	Viewed other transit properties Train Control Systems for upcoming MARTA procurement.	MI
Pullen, David	19210	ACAP Job Fair - Fort Bragg, NC - Mar. 29-31, 2011	\$ 334.98	To attend the Army Career and Alumni Program Job Fair to recruit Police Officers.	MI
Raines, Eula	18970	Review Train Control Systems - Philadelphia, PA-Baltimore, MD & Wash., DC - July 13-16, 2010	\$ 1,354.02	The Technical Evaluation Team for the selection process of the Train Control System Upgrade project required review of similar implementations at other transit agencies to make well informed decisions on the vendor selection, and apply lessons learned to the MARTA project.	CP
Ramirez, Cynthia	19210	Person Screening/Explosive Detector Dog Handler Training - Anniston, AL - Sept. 5-23, 2010	\$ 10,146.10	To attend the Personal Screening/Explosive Detector Dog and Handler Training. <b>Funded by the TSGP/ARRA (Transit Security Grant Program American Recovery Reinvestment Act).</b>	TR

## FY2011 Summary of MARTA Staff Travel

NAME	Cost Ctr	Description & Date	Amount	Purpose & Detail	Code
Randolph, Xavier	15541	CUMMINS ISL Overhaul Training - Tampa, FL - May 9-12, 2011	\$ 877.52	SR1378 New Flyer Cummins Engine Training funded thru the bus procurement capital project	TR
Ray, Joel	10430	Gartner Technology Training - Orlando, FL - Oct. 16-21, 2010	\$ 1,307.30	The purpose was to gather, learn, document, network and determine how to utilize technological best practices for MARTA Technology. Also, ascertain strategy and knowledge for a successful MARTA technology transition from the existing infrastructure and operations legacy environment to a leading edge solution. Master how to improve IT contribution for enterprise growth. Determine ways IT can contribute to improve enterprise competitiveness. Capitalize on innovation and investment opportunities. Create an action plan to reduce Technology Infrastructure costs. Confirm the strategic IT direction for MARTA.	OC
Reynolds, Shekenia	19210	Internal Affairs Annual Conference - Columbus, GA - Sept. 7-9, 2010	\$ 515.28	This an annual training required for Internal Affairs Commanders. Sergeant Reynolds also serves on the GIAIA (Georgia Internal Affairs Investigators Association Executive Board).	TR
Roberts, Eugene	19210	Hazardous Device School - Huntsville, AL - Feb. 22-25, 2011	\$ 433.50	To attend the Hazardous Devices School Course. <b>Reimbursed by the FBI.</b>	TR
Robertson, James	19210	LEIU Training - Nashville, TN - May 1-6, 2011	\$ 2,007.88	The purpose of the conference is to learn how to increase criminal intelligence capabilities to counter evolving threats. <b>Funded by the TSGP (Transit Security Grant Program).</b>	TR
Rosa, Charles	22710	2011 Trapeze User Conference - Boca Raton, FL - April 17-21, 2011	\$ 2,306.88	Job related Software training and annual updates	TR
Rowatt, Dean	15510	2011 Trapeze User Conference - Boca Raton, FL - April 17-21, 2011	\$ 1,553.70	This trip was to review and assess various Trapeze software programs and upgrades that may be beneficial to Marta. We currently use Transit Master in BCC which is a Trapeze product.	TC
Russell, Shonteeshia	19210	ACAP Job Fair - Fort Bragg, NC - Mar. 29-31, 2011	\$ 484.98	To attend the Army Career and Alumni Program Job Fair to recruit Police Officers.	MI
Schmid, Jim	19210	SEPTA's Bus/Train Camera Project - Philadelphia, PA - June 7-9, 2011	\$ 343.30	Site visit to implement a 21st Century bus security camera system which meets a strong homeland security target hardening ideal and can connect to the existing MARTA CCTV Expansion effort to have one centralized and seamless CCTV System.	MI

## FY2011 Summary of MARTA Staff Travel

NAME	Cost Ctr	Description & Date	Amount	Purpose & Detail	Code
Scott, Beverly	11110	Reconnecting America Board of Directors/TBR Executive Committee - Washington, DC - Jan. 11-13, 2010	\$ 1,031.90	Attended TRB/TOPS Executive Committee (National Academies of Science) annual business meeting; establish NAS transportation research program priorities; and Reconnecting America Board meeting. <b>NOTE: All allowable expenses reimbursed by TRB</b>	TC
Scott, Beverly	11110	Brookings Institute - Washington, DC - Dec. 9-10, 2009	\$ 176.00	Invited as panelist to discuss national infrastructure investment challenges; future funding and programmatic directions for federal transportation authorization – focus on jobs creation, economic growth. <b>NOTE: All allowable expenses reimbursed by Brookings Institute</b>	OC
Scott, Beverly	11110	TRB-TOPS Committee Meeting - Woodshole, MA - June 10-12, 2010	\$ 1,142.90	Transportation Research Board/TOPS (National Academies of Sciences) annual work planning session; review status of selected national research projects. <b>NOTE: All allowable expenses reimbursed by TRB</b>	TC
Scott, Beverly	11110	Rainbow Push Coalition Annual Conference - Chicago, IL - June 14-15, 2010	\$ 1,017.92	Attended as speaker re Urban Transportation, Energy Industry and Infrastructure Plenary.	OC
Scott, Beverly	11110	Atlanta Streetcar Vehicle - Salt Lake City, UT - Dec. 20, 2010	\$ 1,287.15	Meetings with Utah Transit officials and Mayor Reed/COA, CAP, MARTA re: Atlanta Streetcar Vehicle Procurement options for USDOT Peachtree Streetcar TIGER 2 grant award (\$50 million federal grant).	MI
Scott, Beverly	11110	APTA Legislative Committee Meeting and Reception - Washington, DC - Dec. 2-3, 2010	\$ 1,021.11	Year-end federal legislative update and progress report; meeting with federal lobbyist and congressional staff.	TC
Scott, Beverly	11110	Annie E. Casey-Promoting Cross-Sector Partnerships for Equitable - Washington, DC - Nov. 9-10, 2010	\$ 974.64	Invited as one of several Atlanta regional (BeltLine, Livable Cities Coalition, etc)/national panelists re: cross sector partnerships for equitable development.	OC
Scott, Beverly	11110	Rural and Human Services Transportation Coordination Mtg. - Macon, GA - Aug. 22-23, 2010	\$ 167.40	Statewide meeting to discuss improved rural and human services transportation coordination within the State of Georgia.	OC
Scott, Beverly	11110	Atlanta Streetcar Meeting w/FTA-USDOT - Arlington, VA - Aug. 15-17, 2010	\$ 1,223.72	COA, CAP, MARTA officials meeting with USDOT/FTA officials arranged by Congressman Lewis' office to discuss TIGER 2 grant application requirements.	
Scott, Beverly	11110	APTA Committee Meeting - Denver, CO - Aug. 5-8, 2010	\$ 1,277.29	Chaired APTA national transit labor-management committee session.	TC
Scott, Beverly	11110	Transportation Learning Center/Atlanta Street Car Meeting - Washington, DC - July 27-29, 2010	\$ 1,501.46	Transportation Learning Center Board meeting; Atlanta Streetcar TIGER 2 application meeting with regional partners and federal officials.	TC

## FY2011 Summary of MARTA Staff Travel

NAME	Cost Ctr	Description & Date	Amount	Purpose & Detail	Code
Scott, Beverly	11110	Transportation Research Board/TLC - Washington, DC - Jan. 25-28, 2011	\$ 631.90	Attended TRB annual meeting as executive committee member. Session: Multimodal Freight Policy, Corridor-level Priorities, and funding strategies. <b>NOTE: All allowable expenses reimbursed by TRB.</b> Attended TLC as board member.	TC
Scott, Beverly	11110	APTA 2011 CEO Seminar - San Diego, CA - Feb. 3-8, 2011	\$ 2,667.42	Annual APTA seminar for CEOs across US and Canada – strategic, technical and policy work sessions.	TC
Scott, Beverly	11110	APTA Legislative Committee Meeting and Reception - Washington, DC - Mar. 11-18, 2011	\$ 3,872.13	APTA annual federal legislative committee meeting; meetings held with Georgia congressional delegation on transportation appropriations and authorization; separate meetings with MARTA Board members and FTA Administrator Peter Rogoff/staff on MARTA and regional transit funding; attended APTA Executive Committee to advocate for the selection of Atlanta as the site for the 2017 APTA annual meeting and exposition (20 – 25,000 attendees) - - Atlanta selected.	TC
Scott, Beverly	11110	2011 Link Program - Seattle, WA - May 4-7, 2011	\$ 3,214.11	Regional leaders meeting in Seattle, WA area – specific focus on regional transportation funding, governance experiences; meetings with Sound Transit and King County Metro officials; unique opportunity for Peachtree Streetcar partners to tour Seattle streetcar and light rail operations/ focus on vehicle access options.	OC
Scott, Beverly	11110	Transportation Research Board - Washington, DC - Jan. 22-28, 2011	\$ 758.45	Attended TRB annual meeting as executive committee member. Session: Multimodal Freight Policy, Corridor-level Priorities, and funding strategies. <b>NOTE: All allowable expenses reimbursed by TRB.</b>	TC
Scott, Beverly	11110	Georgia Chamber Spring Board Retreat-2011 - Greensboro, GA - May 22-24, 2011	\$ 551.80	Annual Georgia Chamber Board meeting – excellent business networking/exchange opportunity; roll-out of Governor Deal's competitiveness initiative; strong track on transportation investment act opportunity.	TC
Scott, Beverly	11110	APTA Rail Conference - Boston, MA - June 11-15, 2011	\$ 1,913.51	Attended as panelist. Session overview - Executive Leadership from transit organizations take a hard look at a range of modern-day leadership challenges, economic downturn, recovery, etc. Solutions and ideas for collaboration.	TC
Scott, Beverly	11110	TRB Executive Committee - Wood Hole, MA - June 9-11, 2011	\$ 1,371.17	Attended as executive committee member. Session focus - Financing and Funding Transportation in a Transformational Period. <b>NOTE: All allowable expenses reimbursed by TRB.</b>	TC



## FY2011 Summary of MARTA Staff Travel

NAME	Cost Ctr	Description & Date	Amount	Purpose & Detail	Code
Scott, Beverly	11110	WTS Annual Conference - San Francisco, CA - May 17-19, 2011	\$ 1,282.23	Invited to participate in national Women's Transportation Seminar, Executive Roundtable – focus on increasing diversity across all segments of the national transportation industry (particular focus on succession planning and executive leadership development best practices and opportunities).	TC
Shannon, Raymell	10310	FY11 - Fare Increase Cubic - San Diego, CA - Aug. 22-28, 2010	\$ 1,952.60	Travel, education and system setup related to the FY2011 Fare Increase.	CP
Shavers, Toni	19210	Command College - Columbus, GA - Jan. 16-21, 2010	\$ 598.00	To attend the Effective Leadership Course at Command College.	TR
Shavers, Toni	19210	Command College - Columbus, GA - Mar. 20-24, 2011	\$ 598.00	To attend the Human Resource Management and Development Course at Command College.	TR
Shmukler, Gennady	10110	Review Train Control Systems - Philadelphia,PA-Baltimore,MD & Washington, DC-July 13-16, 2010	\$ 1,318.52	Review of peer transit systems in preparation for judging proposals for MARTA's train control RFP	CP
Simms, Kenneth	18970	Factory Test Witness - Roanoke, VA - July 14-15, 2010	\$ 1,584.05	Attended switchgear testing for CPB 12971 for the Arts Center Auxiliary pilot.	CP
Smith, Antoine	11710	AMAC Conference - Fort Worth, TX - June 3-8, 2011	\$ 2,609.55	With MARTA's impending expansion of its concession program in the rail stations, Ms. Smith attended the AMAC conference for two reasons. First, there was a training class on the certification process for ACDBE(s) and it was taken to determine the transferability of the certification instruction to MARTA concessions program. Second, the conference covered viable strategies that can be pursued to actively facilitate DBE participation in concessions. The strategies espoused will be employed as MARTA moves to Phase II and Phase III of its concessions program in the rail stations.	TR
Smith, Garland	19210	Vapor Wake Explosive Course - Oxford, AL - Apr. 24- July 10-15, 2011	\$ 10,803.54	To attend the Vapor Wake Explosive Course. <b>Funded by the TSGP (Transit Security Grant Program).</b>	TR
Springstead, David	15230	State of Good Repair Roundtable - Chicago, IL - July 20-23, 2010	\$ 1,107.20	Attended the FTA 2nd Annual State of Good Repair Conference representing MARTA.	TC
Springstead, David	15230	Atlanta Streetcar Project-Sacramento Regional & Utah Transit Authority - Sacramento, CA & SLC, Utah - Aug. 29- Sept. 1, 2010	\$ 2,004.97	Tour plants and perform site visits in relations to the Atlanta Streetcar project	CP
Springstead, David	15230	Review Train Control Systems - Philadelphia, PA-Baltimore, MD & Wash., DC - July 13-16, 2010	\$ 1,348.27	The Technical Evaluation Team for the selection process of the Train Control System Upgrade project required review of similar implementations at other transit agencies to make well informed decisions on the vendor selection, and apply lessons learned to the MARTA project.	CP
Springstead, David	15230	FTA Forums - TRB 90th Annual Meeting - Washington, DC - Jan. 23-26, 2011	\$ 2,328.01	Attendee and panel member at the TRB Conference. Presented materials on asset management and state of good repair methods.	TC

## FY2011 Summary of MARTA Staff Travel

NAME	Cost Ctr	Description & Date	Amount	Purpose & Detail	Code
Springstead, David	15230	Asset Management Users Conference - Savannah, GA - Mar. 21-23, 2011	\$ 550.64	FA Suite Users conference where meetings were held with other transits and Asset Works concerning development of capital asset planning and analysis module.	TR
Springstead, David	15230	VA Tech-FTA Sponsored EMS - Roanoke, VA - Feb. 7-10, 2011	\$ 3,621.65	Training to implement 14001 ISO. This is a toolbox of management techniques to minimize harm to the environment. MARTA's involvement by it's top management will assist in developing a sustainable transportation system & a positive influence on the future sustainability of the Atlanta region. Our involvement is at the direction of the GM/CEO.	TC
Springstead, David	15230	Completing PE Exam - Macon, GA - Apr. 7-8, 2011	\$ 531.42	Pursuing PE certification, traveled to Macon, Georgia and sat for PE Exam.	TR
Springstead, David	15230	APTA Rail Conference - Boston, MA - June 12-15, 2011	\$ 2,487.90	The purpose of this meeting is to attend APTA committee meetings and technical tours. Also a member of Operations Control Center subcommittee. Presenter on Operations Control Center and Systems Engineering approaches to design.	TC
Stewart, Hildridge	15230	Eastern Signal Engineer Meeting -Jersey City, NJ - Aug. 11-12, 2010	\$ 451.16	Attend the Summer Eastern Signal Engineer meeting to discuss industry Train Control failures including the accident at WMATA.	TC
Thomas, Shanekia	10410	FY'11 Fare Increase Parallell Testing in Cubic's Lab - San Diego, CA - Sept. 22-28, 2010	\$ 2,000.60	Participated in the daily parallel testing efforts at Cubic's site. I validated reduced loading on bus steps, and documented daily meeting notes and summaries as well as communicated daily with the team in Atlanta.	CP
Turner, Derek	15561	CUMMINS ISL Overhaul Training - Tampa, FL - May 9-12, 2011	\$ 827.52	SR1378 New Flyer Cummins Engine Training funded thru the bus procurement capital project	TR
Valaer, J. Chris	16730	14th Annual SSO Program Meeting - Memphis, TN - Sept. 27-Oct. 1, 2010	\$ 1,065.20	FTA Annual Meeting	GF
Valentine, Jose	15521	CUMMINS ISL Overhaul Training - Tampa, FL - May 9-12, 2011	\$ 877.52	SR1378 New Flyer Cummins Engine Training funded thru the bus procurement capital project	TR
Walker, Willie	22220	FTA Real Estate Requirement Training - Nashville, TN - July 6-8, 2010	\$ 791.93	Training in the latest changes in government regulations.	TR
Walker, Willie	22220	ESRI - SERUG Conference - Jacksonville, FL - May 1-4, 2011	\$ 1,434.31	Conference goal is to provide users of GIS geospatial technology with the latest updates, learn best practices and usability tips from other ArcGIS users and Esri	OC
Watts, Wayne	19210	SWAT Team Leader Development Course - LaGrange, GA - Jan. 9-14, 2011	\$ 1,381.60	To attend the SWAT Team Leaders Development Training. The focus is on pre-incident training, planning, organizing and the tactical decision-making process used in the resolution of high-risk operations. <b>Funded by the TGSP (Transit Security Grant Program).</b>	TR

## FY2011 Summary of MARTA Staff Travel

NAME	Cost Ctr	Description & Date	Amount	Purpose & Detail	Code
Weber, John	15230	Review Train Control Systems - Philadelphia, PA-Baltimore, MD & Wash., DC - July 13-16, 2010	\$ 983.06	Purpose of trip was to learn about lessons learned from other transit systems that have recently renovated their train control systems. This trip was for our own TCSU Project	CP
Weber, John	15610	APTA OP Committee Meeting - Seattle, WA - July 11-13, 2010	\$ 1,259.70	I'm a member of the APTA Operating Rules Committee representing MARTA. This meeting was for the purpose of developing new standards.	TC
Weber, John	15610	APTA OP Committee Meeting - Charlotte, NC - Nov. 8-10, 2010	\$ 554.28	I'm a member of the APTA Operating Rules Committee representing MARTA. This meeting was for the purpose of developing new standards.	TC
Weber, John	15610	APTA Rail Transit Operation Practice Committee Meeting - San Francisco, CA - May 9-11, 2011	\$ 846.42	I'm a member of the APTA Operating Rules Committee representing MARTA. This meeting was for the purpose of developing new standards.	TC
White, Timothy	16730	FTA Sponsored Environmental Management Systems Training - Roanoke, VA - Feb. 7-10, 2011	\$ 3,616.65	Attend Environmental Management Systems Training at Virginia Tech	TR
Williams, Don	22710	GTA Conference - Athens, GA - Dec. 1-3, 2010	\$ 614.58	Transit related collaboration conference; attended forum for exchange of information and ideas to work toward securing funding for public transit in Georgia	TC
Williams, Stanley	19210	G.R.E.A.T. In-Service Training - Charleston, SC - May 12-16, 2011	\$ 252.00	This is an annual in-service training used for the purpose of keeping the Gang Resistance Education and Training (G.R.E.A.T) certification active. The G.R.E.A.T program is taught in the Atlanta Public School System with the focus on schools attended by young transit riders between the ages 12-16.	TR
Willis, Daniel	16720	First Article Inspection of ATP Transmitter/Receiver Module - Rochester, NY - June 8-9, 2011	\$ 370.82	Site inspection	CP
Wright, David	16810	TLC Connections Labor Management Conference - Washington, DC - March 17, 2011	\$ 595.91	Participated as a SME panel member for a roundtable discussion on technology applications in transit training.	TC
Zachery, Jerald	18980	Alstom - First Article Inspection - Rochester, NY - June 8-9, 2011	\$ 568.38	Performed First Article Inspection of new Generation 4 AF track circuit modules to expedite shipment.	CP

**METROPOLITAN ATLANTA RAPID TRANSIT AUTHORITY**  
**EMPLOYEES WITH ANNUAL COMPENSATION OF \$20,000 OR MORE IN FY 2011**

The salary section of the FY 2011 MARTOC Report lists all MARTA employees who have an annual base salary of \$20,000 or more or those who have earned \$20,000 or more during the reporting period (July 1, 2010 through June 30, 2011).

**The FY 2011 report includes:**

- **4,101** Employees and/or former employees:
  - **2,638** Represented employees and/or former employees
  - **1,463** Non-represented employees and/or former employees
  
- Of the **4,101** employees reported, **171** were recorded as terminating prior to June 30, 2011.
  
- A total of **930** employees (22.7%) received salary changes in FY 2011.
  - Of the **930** employees **608** (or 65.4%) were represented employees receiving salary changes pursuant to the collective bargaining agreement (i.e., salary progressions) and promotions.
  - The remaining **322** employees (or 34.6%) were non-represented employees receiving salary changes associated with such things as promotions, reclassifications, etc.

**METROPOLITAN ATLANTA RAPID TRANSIT AUTHORITY**  
**EMPLOYEES WITH ANNUAL COMPENSATION OF \$20,000 OR MORE IN FY 2011**

The following definitions explain the figures reflected in the report:

- **Base Salary** – The annual salary for non-union employees; the hourly rate multiplied by the total annual regular hours for union employees for the respective fiscal year.
- **Difference (+/-)** – The difference between the current annual base salary and the previous base salary. May include automatic step increases (union employees), promotions, progressions, adjustments resulting from wage/salary updates, and other salary adjustments.
  - As indicated, these differences result from a number of reasons as listed above; the more notable differences in salaries are, for the most part, attributable to employees moving from part-time to full-time positions and/or in cases where part-time interns were hired to fill full-time professional vacancies.
- **Regular Earnings** – Includes time entry wages/salary, Paid Time Off (PTO) taken, Long Term Sick (LTS) and other leave pay, etc.
- **Overtime Earnings** – Overtime payments are made for (1) scheduled overtime, in which overtime is built into the employee’s routine work assignment (ie., Bus Operators who pick work that pays more than 8 hours a day), and (2) unscheduled overtime, in which overtime is assigned, as needed, to cover employee absences or to meet special work needs. As noted, Unscheduled Overtime is necessary for any number of reasons, including but not limited to, unexpected employee absences and/or vacancies, unanticipated needs for repair work either to stations, tracks, buses or trains, and/or similar situations.
  - There are a number of drivers that impacted overtime earnings during FY 2011, including the following:
    - **Commencement of accelerated safety and security initiatives** on overtime during the second half of the fiscal year. This multi-year initiative, based primarily on the use of overtime to augment night and weekend patrols, will continue to impact Police overtime levels in FY 2012. It should also be noted that Police employ four “10 hour work day” assignments....followed by three regular days off. This provides maximum flexibility and availability of staff for “overtime assignments” associated with the noted safety and security initiative.

- **Use of overtime tied to vacancies** – During FY 2011, represented operator (Bus and Mobility) and maintenance positions experienced an average monthly vacancy rate in excess of 3%. This was due, in part, to accelerated “reduction in force” activities early in the fiscal year in preparation for the significant downsizing that went into effect during the second quarter of the year. Subsequent backfill hiring, and training, occurred throughout the rest of the year.
  
- **Other Earnings** – Includes Paid Time Off (PTO) sold, uniform/tool allowance, jury duty, and military pay.
- **Gross Earnings** – Reflects fiscal year-to-date gross earnings. May include overtime pay, deferred compensation, sold PTO, union arbitration awards, taxable value of such perquisites as use of company car and life insurance, uniform/tool allowance, and other pay peculiar to existing MARTA employment agreements.

**An asterisk before the position indicates a bargaining unit position.**

## MARTOC REPORT

EE NUMBER	TITLE	FY 10	FY 11	DIFFERENCE	REGULAR	OVERTIME	OTHER	TOTAL
		BASE SALARY	BASE SALARY	+/-	EARNINGS	EARNINGS	EARNINGS	EARNINGS
0000305540	*JOURNEYMAN OVERHAULER	43,804.80	43,804.80	0.00	45,821.11	742.37	0.00	46,563.48
0000320486	*BUS OPERATOR	40,643.20	40,643.20	0.00	43,070.56	5,963.29	1,641.36	50,675.21
0000315788	*RAIL STATION CLEANER	28,412.80	28,412.80	0.00	31,726.73	9,184.65	0.00	40,911.38
0000323744	*BUS OPERATOR	31,491.20	34,548.80	3,057.60	19,835.69	1,401.93	0.00	21,237.62
0000303344	DIVISION DISPATCHER	51,771.20	51,771.20	0.00	51,771.20	1,356.51	3,982.40	57,110.11
0000303792	*BUS OPERATOR	40,643.20	40,643.20	0.00	43,635.11	13,171.53	2,344.80	59,151.44
0000308057	DIVISION DISPATCHER	40,643.20	48,048.00	7,404.80	48,202.41	904.31	2,310.00	51,416.72
0000306520	*BUS OPERATOR	40,643.20	40,643.20	0.00	39,247.51	5,916.28	0.00	45,163.79
0000323617	*MOBILITY OPERATOR	23,358.40	24,564.80	1,206.40	23,603.40	698.99	0.00	24,302.39
0000322570	*SERVICEPERSON I (A)	32,281.60	32,281.60	0.00	32,962.56	931.20	0.00	33,893.76
0000315466	*MOBILITY OPERATOR	30,409.60	30,409.60	0.00	33,225.67	1,990.24	2,339.20	37,555.11
0000323300	COMMUNICATIONS ENGINEER VI	80,000.18	80,000.18	0.00	76,924.38	0.00	0.00	76,924.38
0000321734	CONTRACT PROFESSIONAL	0.00	0.00	0.00	56,250.00	5,865.00	0.00	62,115.00
0000306221	*JOURNEYMAN ET-RAIL CAR MAINT	43,804.80	43,804.80	0.00	46,519.76	2,724.67	1,804.50	51,048.93
0000314859	*BUS OPERATOR	40,643.20	40,643.20	0.00	40,363.78	2,229.71	1,563.20	44,156.69
0000303666	SUPV BUS TRANSPORTATION	48,588.80	48,588.80	0.00	48,588.80	19,447.20	3,714.24	71,750.24
0000306619	*BUS OPERATOR	40,643.20	40,643.20	0.00	42,170.01	1,241.66	0.00	43,411.67
0000321888	SUPV FIELD RESEARCH	0.00	0.00	0.00	28,020.15	4,714.04	0.00	32,734.19
0000318939	*RAIL STATION CLEANER	26,894.40	28,412.80	1,518.40	26,453.12	1,311.36	0.00	27,764.48
0000306310	*INSPECTOR	43,118.40	43,118.40	0.00	46,552.63	6,934.32	0.00	53,486.95
0000320333	PERFORMANCE ANALYST	64,639.12	64,639.12	0.00	62,153.31	0.00	0.00	62,153.31
0000302866	*BUS OPERATOR	40,643.20	40,643.20	0.00	43,442.39	7,397.88	0.00	50,840.27
0000304217	HUMAN RESOURCES SYSTEMS ADMIN	74,863.36	74,863.36	0.00	67,953.26	0.00	3,743.21	71,696.47
0000305900	PERFORMANCE ANALYST	66,700.40	66,700.40	0.00	64,135.19	0.00	5,130.80	69,265.99
0000302113	SR RADIO COMMUNICATIONS ENGR	77,142.78	77,142.78	0.00	74,176.31	0.00	10,008.79	84,185.10
0000302171	*BUS OPERATOR	40,643.20	40,643.20	0.00	35,466.03	11,372.95	0.00	46,838.98
0000306382	(DATE LAST EMPLOYED 10-MAR-11) RESIDENT ENGINEER	82,381.00	82,381.00	0.00	79,213.76	0.00	10,561.70	89,775.46
0000305802	TRANSIT POLICE OFFICER SPECIAL	56,971.20	56,971.20	0.00	58,244.84	14,955.05	3,286.80	76,486.69
0000317780	*BUS OPERATOR	40,643.20	40,643.20	0.00	22,939.07	0.00	0.00	22,939.07
0000304311	*BUS OPERATOR	40,643.20	40,643.20	0.00	45,958.44	18,902.87	1,875.84	66,737.15
0000316283	*TRACK MAINTAINER	41,267.20	41,392.00	124.80	44,890.29	1,669.00	3,968.00	50,527.29
0000303392	*SERVICEPERSON V	43,118.40	43,118.40	0.00	45,232.05	1,368.18	0.00	46,600.23
0000305845	*BUS OPERATOR	40,643.20	40,643.20	0.00	44,629.45	6,047.89	781.60	51,458.94
0000305997	*BUS OPERATOR	40,643.20	40,643.20	0.00	42,664.42	1,863.65	0.00	44,528.07

## MARTOC REPORT

EE NUMBER	TITLE	FY 10	FY 11	DIFFERENCE	REGULAR	OVERTIME	OTHER	TOTAL
		BASE SALARY	BASE SALARY	+/-	EARNINGS	EARNINGS	EARNINGS	EARNINGS
0000325361	PROTECTIVE SPEC POLICE CADET	26,561.60	26,561.60	0.00	26,822.75	4,473.69	0.00	31,296.44
0000323609	*MOBILITY OPERATOR	23,358.40	24,564.80	1,206.40	25,430.51	13,642.40	0.00	39,072.91
0000321109	PROJECT MANAGER II	93,724.02	93,724.02	0.00	90,120.41	0.00	6,128.11	96,248.52
0000304323	*SERVICEPERSON IV	43,118.40	34,008.00	-9,110.40	38,237.03	4,789.47	490.50	43,517.00
0000318260	*BUS OPERATOR	40,643.20	40,643.20	0.00	41,079.67	31,259.34	575.85	72,914.86
0000302773	*RAIL STATION CLEANER	28,412.80	28,412.80	0.00	30,703.46	6,203.35	1,366.00	38,272.81
0000322738	*JOURNEYMAN AUTOMOTIVE TECH	42,390.40	43,804.80	1,414.40	47,554.32	22,157.17	225.00	69,936.49
0000318010	*BUS OPERATOR	40,643.20	40,643.20	0.00	42,954.58	5,743.42	0.00	48,698.00
0000306293	*BUS OPERATOR (DATE LAST EMPLOYED 22-JUN-11)	40,643.20	40,643.20	0.00	45,194.61	23,891.64	3,087.32	72,173.57
0000304699	*MATERIAL CONTROLLER	42,369.60	42,369.60	0.00	44,593.01	244.44	0.00	44,837.45
0000303342	AGM FINANCE	140,172.50	140,172.50	0.00	137,477.10	0.00	17,252.00	154,729.10
0000320753	*MOBILITY OPERATOR	26,083.20	27,414.40	1,331.20	29,066.35	1,068.96	0.00	30,135.31
0000305413	*MATERIAL CONTROLLER	42,369.60	42,369.60	0.00	44,367.58	427.77	0.00	44,795.35
0000302597	*BUS OPERATOR	40,643.20	40,643.20	0.00	41,665.27	4,644.30	0.00	46,309.57
0000302548	SR GRAPHICS DESIGNER	50,703.38	50,703.38	0.00	48,753.56	0.00	3,510.17	52,263.73
0000322682	*JOURNEYMAN ET-RADIO MAINT	43,804.80	43,804.80	0.00	40,418.47	5,259.74	225.00	45,903.21
0000303056	*JOURNEYMAN ET-RAIL CAR MAINT	43,804.80	43,804.80	0.00	47,530.01	14,255.01	2,358.72	64,143.74
0000316060	*BUS OPERATOR	40,643.20	40,643.20	0.00	26,850.19	1,700.66	0.00	28,550.85
0000304982	PROJECT MANAGER I	77,729.08	77,729.08	0.00	74,741.35	0.00	5,979.19	80,720.54
0000304792	*RAIL STATION CLEANER	28,412.80	28,412.80	0.00	30,275.35	6,474.84	1,516.26	38,266.45
0000317919	*RAIL STATION CLEANER	28,412.80	28,412.80	0.00	30,248.03	8,974.62	0.00	39,222.65
0000323745	*BUS OPERATOR	31,491.20	34,548.80	3,057.60	21,498.48	1,864.75	0.00	23,363.23
0000305143	*SERVICEPERSON II	43,118.40	31,824.00	-11,294.40	37,306.97	3,556.00	612.00	41,474.97
0000316367	MYSTERY CUSTOMER PROJECT ANALY	53,854.32	53,854.32	0.00	51,783.34	0.00	0.00	51,783.34
0000303490	TRANSIT POLICE OFFICER SR	54,787.20	54,787.20	0.00	56,578.32	21,592.27	4,214.40	82,384.99
0000304446	TRANSIT POLICE OFFICER SR	54,787.20	54,787.20	0.00	55,024.26	6,104.34	6,189.90	67,318.50
0000306396	SUPV BUS & RAIL STORES	55,307.20	55,307.20	0.00	55,307.20	106.36	5,318.00	60,731.56
0000321370	*BUS OPERATOR	34,548.80	37,606.40	3,057.60	39,593.32	3,947.67	0.00	43,540.99
0000303981	*RAIL OPERATOR	40,643.20	40,643.20	0.00	43,679.71	10,892.91	0.00	54,572.62
0000302574	SUPV RAIL LINE	51,230.40	51,230.40	0.00	51,230.40	11,286.71	0.00	62,517.11
0000321278	*STATION AGENT	37,169.60	37,169.60	0.00	39,471.13	12,377.31	1,429.60	53,278.04
0000324130	*RAIL STATION CLEANER	26,894.40	28,412.80	1,518.40	25,133.61	2,229.74	0.00	27,363.35
0000321209	*INSPECTOR	39,228.80	40,206.40	977.60	41,589.32	9,730.11	225.00	51,544.43
0000304673	*JOURNEYMAN ET-TRAIN CONTROL	43,804.80	43,804.80	0.00	53,318.90	20,438.79	0.00	73,757.69
0000323959	*BUS OPERATOR	31,491.20	34,548.80	3,057.60	19,910.07	996.55	0.00	20,906.62



## MARTOC REPORT

EE NUMBER	TITLE	FY 10	FY 11	DIFFERENCE	REGULAR	OVERTIME	OTHER	TOTAL
		BASE SALARY	BASE SALARY	+/-	EARNINGS	EARNINGS	EARNINGS	EARNINGS
0000323734	*BUS OPERATOR	31,491.20	34,548.80	3,057.60	19,307.69	1,226.14	68.40	20,602.23
0000304426	*STATION AGENT (DATE LAST EMPLOYED 24-SEP-10)	37,169.60	37,169.60	0.00	11,618.13	8,416.81	1,634.04	21,668.98
0000304932	MOBILITY SYSTEM DATA SPECIALIST	33,072.00	33,072.00	0.00	33,652.88	12,713.64	1,780.80	48,147.32
0000302957	RAIL SERVICES CONTROLLER	58,281.60	58,281.60	0.00	52,677.60	2,318.66	1,013.52	56,009.78
0000320437	*SERVICEPERSON I	32,281.60	31,824.00	-457.60	34,039.25	8,304.30	627.30	42,970.85
0000303627	*JOURNEYMAN RAIL CAR MECHANIC	43,804.80	43,804.80	0.00	46,400.69	8,829.52	3,517.02	58,747.23
0000305727	*BUS OPERATOR	40,643.20	40,643.20	0.00	43,027.51	5,007.40	0.00	48,034.91
0000306628	TRANSIT POLICE SERGEANT	63,398.40	65,936.00	2,537.60	64,818.58	16,402.24	3,401.60	84,622.42
0000316920	*JOURNEYMAN RAIL CAR MECHANIC	41,392.00	43,804.80	2,412.80	46,227.81	9,285.99	225.00	55,738.80
0000321233	*MOBILITY OPERATOR	24,564.80	26,083.20	1,518.40	26,494.14	765.53	0.00	27,259.67
0000305542	OFFICE ADMINISTRATOR II	51,021.88	51,021.88	0.00	49,059.83	0.00	2,354.87	51,414.70
0000304367	*MOBILITY OPERATOR	30,409.60	30,409.60	0.00	31,843.38	1,809.34	58.48	33,711.20
0000323528	*BUS OPERATOR	31,491.20	34,548.80	3,057.60	31,413.83	3,496.84	624.77	35,535.44
0000306257	*MOBILITY OPERATOR	30,409.60	30,409.60	0.00	30,862.53	26,513.55	584.80	57,960.88
0000322751	COMMUNICATIONS ENGINEER VI	84,000.02	84,000.02	0.00	80,749.45	0.00	6,461.77	87,211.22
0000303467	*BUS OPERATOR	40,643.20	40,643.20	0.00	43,763.38	8,963.98	0.00	52,727.36
0000304630	*JOURNEYMAN SUPPORT EQUIPMENT	43,804.80	43,804.80	0.00	47,943.33	21,204.84	0.00	69,148.17
0000303157	RETIREMENT BENEFITS ANALYST	51,223.12	51,223.12	0.00	49,253.39	0.00	5,726.60	54,979.99
0000304402	MGR EMPLOYEE A AVAILABILITY PROG (DATE LAST EMPLOYED 01-MAY-11)	82,763.72	82,763.72	0.00	68,439.46	0.00	16,125.78	84,565.24
0000303387	SUPT RAIL CAR MAINT	69,977.18	69,977.18	0.00	67,286.03	0.00	10,574.65	77,860.68
0000304168	*TRACK WALKER	43,118.40	43,118.40	0.00	45,102.93	824.02	0.00	45,926.95
0000302569	CHF ENG RELIABILITY & RC REHAB	89,250.98	93,000.18	3,749.20	87,404.99	0.00	0.00	87,404.99
0000322670	SYSTEM SAFETY OFFICER	60,279.44	60,279.44	0.00	60,279.67	0.00	0.00	60,279.67
0000304267	PROJECT ENGINEER	66,381.12	66,381.12	0.00	63,829.25	0.00	7,403.93	71,233.18
0000304351	CONTRACT EMP ADMIN SUPPORT	0.00	0.00	0.00	23,846.75	2,824.90	0.00	26,671.65
0000304632	*MOBILITY OPERATOR	30,409.60	30,409.60	0.00	31,524.89	257.75	0.00	31,782.64
0000302033	*BUS OPERATOR	40,643.20	40,643.20	0.00	45,798.10	23,468.41	1,094.24	70,360.75
0000320849	*TRACK WALKER	43,118.40	43,118.40	0.00	45,509.04	1,181.62	725.55	47,416.21
0000306347	*BUS OPERATOR	40,643.20	40,643.20	0.00	42,988.70	9,833.29	0.00	52,821.99
0000320625	CONTRACT PROFESSIONAL	126,750.00	126,750.00	0.00	26,812.50	0.00	0.00	26,812.50
0000302004	SR RECRUITER	58,474.52	61,499.88	3,025.36	58,552.90	0.00	2,523.14	61,076.04
0000322067	SPECIAL PROJECTS AUDITOR III	72,131.54	72,131.54	0.00	69,357.49	0.00	0.00	69,357.49
0000304129	*RAIL OPERATOR	40,643.20	40,643.20	0.00	44,465.81	10,933.32	0.00	55,399.13
0000321141	*BUS OPERATOR	37,606.40	40,643.20	3,036.80	41,169.43	12,861.61	0.00	54,031.04

## MARTOC REPORT

EE NUMBER	TITLE	FY 10	FY 11	DIFFERENCE	REGULAR	OVERTIME	OTHER	TOTAL
		BASE SALARY	BASE SALARY	+/-	EARNINGS	EARNINGS	EARNINGS	EARNINGS
0000316055	*BUS OPERATOR	40,643.20	40,643.20	0.00	41,315.78	75.09	0.00	41,390.87
0000304886	SUPV MOBILITY TRANSPORTATION	45,281.60	45,281.60	0.00	45,281.63	1,306.23	1,393.28	47,981.14
0000317359	INFORMATION SYSTEMS ANALYST I	54,433.08	58,925.88	4,492.80	51,900.41	0.00	1,677.13	53,577.54
0000303839	MGR BUILDINGS & SUPPORT EQUIP	79,898.26	79,898.26	0.00	76,825.47	0.00	6,350.64	83,176.11
0000306488	*JOURNEYMAN ET-HVAC	43,804.80	43,804.80	0.00	45,736.69	94.77	435.60	46,267.06
0000303730	*JOURNEYMAN ET-RAIL CAR MAINT	43,804.80	43,804.80	0.00	46,604.12	11,397.07	2,120.40	60,121.59
0000303130	*BUS OPERATOR	40,643.20	40,643.20	0.00	45,009.79	14,254.76	0.00	59,264.55
0000306275	TRANSIT POLICE SERGEANT	63,398.40	65,936.00	2,537.60	70,444.44	40,400.92	2,853.00	113,698.36
0000315257	*MOBILITY OPERATOR	30,409.60	30,409.60	0.00	26,746.21	3,273.17	0.00	30,019.38
0000302578	*INSPECTOR	43,118.40	43,118.40	0.00	45,430.51	723.03	225.00	46,378.54
0000303769	*MOBILITY OPERATOR	30,409.60	30,409.60	0.00	23,466.31	1,469.33	0.00	24,935.64
0000303037	*BUS OPERATOR	40,643.20	40,643.20	0.00	43,705.89	46,869.57	7,816.00	98,391.46
0000304330	*TRACK MAINTAINER	43,118.40	43,118.40	0.00	44,181.73	1,228.29	0.00	45,410.02
0000303664	*BUS OPERATOR	40,643.20	40,643.20	0.00	34,164.44	3,567.99	0.00	37,732.43
0000303073	*RAIL OPERATOR	40,643.20	40,643.20	0.00	44,497.98	16,849.61	0.00	61,347.59
0000305381	*BUS OPERATOR	40,643.20	40,643.20	0.00	40,789.26	6,816.75	0.00	47,606.01
0000306395	TRANSIT POLICE OFFICER SPECIAL	56,971.20	56,971.20	0.00	26,184.84	4,950.78	1,422.21	32,557.83
0000302132	TRANSIT POLICE OFFICER SR	54,787.20	54,787.20	0.00	49,229.46	16,416.43	10,729.34	76,375.23
0000315370	PLANNER TRACK & STRUCTURES	43,118.40	52,104.00	8,985.60	46,151.74	1,630.37	1,036.50	48,818.61
0000323593	RAIL SERVICES CONTROLLER	57,720.00	57,720.00	0.00	57,276.00	1,110.01	444.00	58,830.01
0000319548	EMPLOYEE RELATIONS SPECIALIST	58,299.02	58,299.02	0.00	56,057.10	0.00	0.00	56,057.10
0000318689	BUS RADIO MAINTENANCE SPEC	67,017.60	67,017.60	0.00	60,573.60	96.66	0.00	60,670.26
0000302564	OFFICE ADMINISTRATOR I	44,044.26	44,044.26	0.00	42,350.60	0.00	4,743.23	47,093.83
0000302052	GEN SUPT BUS MAINT	76,149.84	75,289.50	-860.34	73,912.29	0.00	0.00	73,912.29
0000303084	*BUS OPERATOR	40,643.20	40,643.20	0.00	37,290.29	2,110.41	0.00	39,400.70
0000305256	*JOURNEYMAN ET-RAIL CAR MAINT	43,804.80	43,804.80	0.00	45,523.90	947.70	225.00	46,696.60
0000322688	TRANSIT POLICE OFFICER SPECIAL	45,032.00	48,713.60	3,681.60	46,839.93	19,962.24	1,732.00	68,534.17
0000321908	*INSPECTOR	41,392.00	43,118.40	1,726.40	41,702.33	11,063.23	0.00	52,765.56
0000323646	MOBILITY SYSTEM DATA SPECIALIST	28,912.00	30,654.00	1,742.00	28,348.97	2,418.89	2,375.26	33,143.12
0000323718	*RAIL STATION CLEANER	31,824.00	28,412.80	-3,411.20	30,727.46	526.19	0.00	31,253.65
0000314970	*BUS OPERATOR	40,643.20	40,643.20	0.00	43,050.04	1,338.36	0.00	44,388.40
0000307563	*BUS OPERATOR	40,643.20	40,643.20	0.00	30,137.64	0.00	0.00	30,137.64
0000325711	CJIT-POLICE DISPATCHER	33,696.00	33,696.00	0.00	29,544.75	7,636.28	0.00	37,181.03
0000321035	SUPV PROTECTIVE SPECIALISTS (DATE LAST EMPLOYED 22-APR-11)	36,587.20	36,587.20	0.00	30,949.63	2,893.59	1,389.79	35,233.01
0000315049	LD BREEZE MEDIA DIST AGENT	47,013.98	47,013.98	0.00	45,206.10	0.00	1,446.60	46,652.70

## MARTOC REPORT

EE NUMBER	TITLE	FY 10	FY 11	DIFFERENCE	REGULAR	OVERTIME	OTHER	TOTAL
		BASE SALARY	BASE SALARY	+/-	EARNINGS	EARNINGS	EARNINGS	EARNINGS
0000325314	TRANSIT POLICE OFFICER SR	43,305.60	45,032.00	1,726.40	44,686.90	24,350.46	2,748.10	71,785.46
0000303376	FOREMAN TRAIN CONTROL	56,409.60	56,409.60	0.00	56,409.60	16,082.16	0.00	72,491.76
0000303940	ORG LEARNING SPECIALIST III	62,499.84	62,499.84	0.00	57,932.64	0.00	5,048.03	62,980.67
0000316477	SR MOBILITY SYS DATA SPEC	36,732.28	36,732.28	0.00	34,527.23	0.00	1,695.36	36,222.59
0000303765	*MATERIAL CONTROLLER	42,369.60	42,369.60	0.00	45,080.14	1,252.79	977.76	47,310.69
0000305051	INSTRUCTOR BUS OPERATIONS	56,950.40	56,950.40	0.00	54,869.52	3,737.37	4,107.00	62,713.89
0000303491	CRIMINAL JUSTICE ADMINISTRA	36,961.60	36,961.60	0.00	36,712.84	5,984.18	2,416.72	45,113.74
0000322490	*INSPECTOR	41,267.20	41,662.40	395.20	43,812.57	5,131.49	159.20	49,103.26
0000302867	RECRUITING TECHNICIAN II	40,306.50	40,306.50	0.00	38,756.51	0.00	1,705.29	40,461.80
0000321066	*MOBILITY OPERATOR	26,083.20	27,414.40	1,331.20	27,325.77	783.62	0.00	28,109.39
0000316120	*TRACK MAINTAINER	43,118.40	43,118.40	0.00	46,030.57	3,700.32	1,658.40	51,389.29
0000326005	FOREMAN COMMUNICATION	51,001.60	51,001.60	0.00	27,266.24	2,586.86	0.00	29,853.10
0000306223	*BUS OPERATOR	40,643.20	40,643.20	0.00	43,757.83	4,969.39	781.60	49,508.82
0000305700	SR ADJUSTER LIABILITY LITIG	61,963.72	61,963.72	0.00	59,580.84	0.00	4,051.49	63,632.33
0000306480	FARE COLLECTION ASST (DATE LAST EMPLOYED 01-JUL-11)	34,164.00	34,164.00	0.00	34,750.92	2,391.48	962.55	38,104.95
0000302624	MGR REV SETTLEMT & CLEARINGHSE	80,485.08	80,485.08	0.00	77,368.99	0.00	0.00	77,368.99
0000320552	CJIT-CALL TAKER	30,888.00	30,888.00	0.00	31,155.30	6,148.15	0.00	37,303.45
0000322048	DISPATCHER RADIO COMMUNICATION	34,548.80	48,588.80	14,040.00	43,687.88	1,799.67	0.00	45,487.55
0000319483	*INSPECTOR	39,228.80	40,206.40	977.60	38,474.72	10,184.19	225.00	48,883.91
0000319411	MAINTENANCE PLANNER BUS	52,686.40	52,686.40	0.00	52,686.40	4,458.08	0.00	57,144.48
0000303222	*RAIL STATION CLEANER	28,412.80	28,412.80	0.00	30,746.64	13,523.43	1,434.30	45,704.37
0000304617	SUPT CONTROL CENTER	68,640.00	68,640.00	0.00	68,640.00	0.00	7,814.40	76,454.40
0000303894	CONTRACT INSTRUCTOR	0.00	0.00	0.00	38,118.63	0.00	0.00	38,118.63
0000316106	*BUS OPERATOR	40,643.20	40,643.20	0.00	37,981.04	4,808.72	0.00	42,789.76
0000317405	TRANSIT POLICE OFFICER SR	46,841.60	48,713.60	1,872.00	43,764.30	5,717.23	468.40	49,949.93
0000322982	TRANSIT POLICE OFFICER SPECIAL (DATE LAST EMPLOYED 07-NOV-10)	50,668.80	50,668.80	0.00	19,488.00	2,667.42	990.48	23,145.90
0000321909	*INSPECTOR	41,392.00	43,118.40	1,726.40	44,193.09	30,381.49	2,403.60	76,978.18
0000302697	*BUS OPERATOR	40,643.20	40,643.20	0.00	43,752.06	37,433.73	3,263.18	84,448.97
0000320229	MGR ENTERPRISE NETWORK OPS	93,994.16	97,500.00	3,505.84	92,933.03	0.00	0.00	92,933.03
0000303521	DIR ENTERPRISE APPLICATIONS	110,727.24	110,727.24	0.00	102,635.69	0.00	3,832.88	106,468.57
0000303726	TRANSIT POLICE OFFICER SR	54,787.20	54,787.20	0.00	50,467.44	16,683.17	4,688.52	71,839.13
0000303461	*BUS OPERATOR	40,643.20	40,643.20	0.00	43,285.79	18,202.80	0.00	61,488.59
0000304382	SUPV BUS MAINTENANCE	53,248.00	53,248.00	0.00	53,248.00	18,176.00	4,096.00	75,520.00
0000304945	*SERVICEPERSON IV	34,008.00	34,008.00	0.00	36,117.80	9,932.73	0.00	46,050.53

## MARTOC REPORT

EE NUMBER	TITLE	FY 10	FY 11	DIFFERENCE	REGULAR	OVERTIME	OTHER	TOTAL
		BASE SALARY	BASE SALARY	+/-	EARNINGS	EARNINGS	EARNINGS	EARNINGS
0000302837	*BUS OPERATOR	40,643.20	40,643.20	0.00	43,643.79	12,473.85	1,563.20	57,680.84
0000303052	*BUS OPERATOR	40,643.20	40,643.20	0.00	43,366.54	8,334.75	1,172.40	52,873.69
0000305946	SUPV RECORDS CENTER MAIL SVCS	56,072.90	63,974.04	7,901.14	61,239.18	0.00	3,538.87	64,778.05
0000324644	*MOBILITY OPERATOR	23,358.40	24,564.80	1,206.40	24,751.31	1,535.38	0.00	26,286.69
0000319537	GEN FOREMAN ELECTRICAL POWER	62,839.40	62,839.40	0.00	60,422.52	0.00	0.00	60,422.52
0000303789	SCHEDULE DISTRIBUTION CLERK	27,241.50	27,241.50	0.00	26,194.02	764.86	1,676.42	28,635.30
0000304975	INSTRUCTOR BUS TECHNICAL	57,512.00	57,512.00	0.00	53,441.45	0.00	3,299.76	56,741.21
0000322497	TRANSIT POLICE OFFICER SR	41,641.60	43,305.60	1,664.00	43,044.09	18,018.54	3,862.98	64,925.61
0000305114	*BUS OPERATOR	40,643.20	40,643.20	0.00	43,064.15	6,880.32	0.00	49,944.47
0000317963	*BUS OPERATOR	40,643.20	40,643.20	0.00	43,468.35	4,738.38	0.00	48,206.73
0000303860	*STATION AGENT	37,169.60	37,169.60	0.00	40,031.45	25,015.92	1,787.00	66,834.37
0000320653	*BUS OPERATOR	40,643.20	40,643.20	0.00	43,745.80	4,046.34	0.00	47,792.14
0000306329	*INSPECTOR	43,804.80	43,118.40	-686.40	40,160.64	272.09	225.00	40,657.73
0000303772	SUPV RAIL YARD TOWER	53,435.20	53,435.20	0.00	53,396.67	19,686.25	1,027.60	74,110.52
0000305161	*MOBILITY OPERATOR	30,409.60	30,409.60	0.00	31,526.29	10,553.96	0.00	42,080.25
0000302891	*JOURNEYMAN ET-LABORATORY	43,804.80	43,804.80	0.00	46,443.03	6,041.60	225.00	52,709.63
0000305142	*MATERIAL CONTROLLER	42,369.60	42,369.60	0.00	45,820.91	0.00	0.00	45,820.91
0000322241	*BUS OPERATOR	34,548.80	37,606.40	3,057.60	36,557.90	4,753.02	498.30	41,809.22
0000304085	*BUS OPERATOR	40,643.20	40,643.20	0.00	33,433.02	1,015.31	0.00	34,448.33
0000305990	*JOURNEYMAN OVERHAULER	43,804.80	43,804.80	0.00	45,430.75	7,328.92	1,067.40	53,827.07
0000322036	*BUS OPERATOR	34,548.80	37,606.40	3,057.60	39,005.73	9,016.70	0.00	48,022.43
0000315315	*MOBILITY OPERATOR	30,409.60	30,409.60	0.00	33,093.07	25,236.16	906.44	59,235.67
0000302845	MOBILITY SYSTEM DATA SPECIALIST	33,052.50	33,052.50	0.00	33,468.05	1,029.83	0.00	34,497.88
0000306355	SUPV RAIL YARD TOWER	52,104.00	52,104.00	0.00	52,104.00	11,497.95	1,252.50	64,854.45
0000302407	TRANSIT POLICE OFFICER SR	54,787.20	54,787.20	0.00	55,906.65	30,472.22	5,689.44	92,068.31
0000302899	*JOURNEYMAN SUPPORT EQUIPMENT	43,804.80	43,804.80	0.00	45,919.81	552.83	210.60	46,683.24
0000320975	TRANSIT POLICE OFFICER SR	46,841.60	48,713.60	1,872.00	48,999.11	6,827.66	2,504.20	58,330.97
0000303384	*JOURNEYMAN ET-TRAIN CONTROL	43,804.80	43,804.80	0.00	48,264.49	10,867.02	1,789.89	60,921.40
0000304952	*BUS OPERATOR	40,643.20	40,643.20	0.00	33,253.25	7,666.45	3,256.93	44,176.63
0000316729	CONTRACT PROFESSIONAL	0.00	0.00	0.00	74,780.00	220.00	0.00	75,000.00
0000314934	PROJECT MANAGER II	94,052.92	94,052.92	0.00	90,437.06	0.00	4,910.06	95,347.12
0000304925	SUPT RAIL CAR MAINT	74,357.92	81,793.66	7,435.74	71,498.78	0.00	6,005.86	77,504.64
0000322803	*BUS OPERATOR (DATE LAST EMPLOYED 15-JUL-11)	34,548.80	37,606.40	3,057.60	24,290.94	6,298.63	0.00	30,589.57
0000303557	*SERVICEPERSON IV	34,008.00	34,008.00	0.00	24,599.21	7,124.61	0.00	31,723.82
0000321020	*RAIL STATION CLEANER	32,281.60	28,412.80	-3,868.80	16,681.58	6,597.49	0.00	23,279.07

## MARTOC REPORT

EE NUMBER	TITLE	FY 10 BASE SALARY	FY 11 BASE SALARY	DIFFERENCE +/-	REGULAR EARNINGS	OVERTIME EARNINGS	OTHER EARNINGS	TOTAL EARNINGS
0000318930	ELEV ESCALATOR SAFE INSPEC II (DATE LAST EMPLOYED 28-MAR-11)	66,553.50	66,553.50	0.00	48,515.98	3,361.83	7,808.61	59,686.42
0000311668	*MOBILITY OPERATOR (DATE LAST EMPLOYED 01-MAY-11)	30,409.60	30,409.60	0.00	26,772.76	11,524.34	0.00	38,297.10
0000305049	*BUS OPERATOR	40,643.20	40,643.20	0.00	43,662.69	15,634.12	781.60	60,078.41
0000322971	*JOURNEYMAN ELEC POWER ELECT	42,390.40	43,804.80	1,414.40	44,091.99	7,203.35	225.00	51,520.34
0000303840	SR INFORMATION SYSTEMS ANALYST	84,704.10	84,704.10	0.00	81,446.52	0.00	5,646.94	87,093.46
0000303483	SUPV BUS MAINTENANCE	56,555.20	56,555.20	0.00	56,555.20	16,667.47	2,175.20	75,397.87
0000322965	CHF BUSINESS SUPPORT SVCS	195,000.00	195,000.00	0.00	187,500.00	0.00	0.00	187,500.00
0000305881	SUPV RAIL YARD TOWER	53,248.00	53,248.00	0.00	53,043.20	10,291.20	204.80	63,539.20
0000322206	*INSPECTOR	41,662.40	43,118.40	1,456.00	44,010.78	2,989.78	0.00	47,000.56
0000304515	CHF DOC CONTROL CONFIG MGMT	64,915.50	64,915.50	0.00	62,169.37	0.00	6,493.23	68,662.60
0000322747	*SERVICEPERSON I (A)	32,281.60	32,281.60	0.00	34,101.38	2,322.18	931.20	37,354.76
0000324460	CONTRACT PROFESSIONAL (DATE LAST EMPLOYED 27-MAY-11)	0.00	0.00	0.00	56,787.50	3,080.00	0.00	59,867.50
0000314808	FOREMAN POWER	52,686.40	52,686.40	0.00	52,692.76	8,764.25	607.92	62,064.93
0000316182	*BUS OPERATOR	37,606.40	40,643.20	3,036.80	40,389.54	5,226.01	1,103.43	46,718.98
0000325845	SUPT RAIL LINE	64,000.04	64,000.04	0.00	46,276.99	0.00	0.00	46,276.99
0000304946	FARE COLLECTION PROCESSOR	23,946.00	23,946.00	0.00	24,329.75	1,211.15	0.00	25,540.90
0000320967	*SERVICEPERSON I	31,824.00	31,824.00	0.00	33,317.39	2,065.51	1,040.40	36,423.30
0000306291	DIR ACCOUNTING	108,516.98	108,516.98	0.00	104,343.55	0.00	4,952.84	109,296.39
0000305630	*JOURNEYMAN AUTOMOTIVE TECH	43,804.80	43,804.80	0.00	36,980.15	4,683.25	225.00	41,888.40
0000304448	*JOURNEYMAN ET-LABORATORY	43,804.80	43,804.80	0.00	46,677.32	9,169.02	225.00	56,071.34
0000302227	*INSPECTOR	43,118.40	43,118.40	0.00	44,726.40	8,597.89	2,639.76	55,964.05
0000304326	*JOURNEYMAN RAIL CAR MECHANIC	43,804.80	43,804.80	0.00	46,132.17	12,091.09	225.00	58,448.26
0000316605	*BUS OPERATOR	40,643.20	40,643.20	0.00	33,840.78	5,830.41	0.00	39,671.19
0000305923	*BUS OPERATOR	40,643.20	40,643.20	0.00	43,153.75	846.28	0.00	44,000.03
0000302562	GEN SUPT BUS TRANS OPERATIONS	68,918.72	75,810.54	6,891.82	69,078.93	0.00	3,048.34	72,127.27
0000305833	*BUS OPERATOR (DATE LAST EMPLOYED 01-FEB-11)	40,643.20	40,643.20	0.00	25,366.45	1,214.06	0.00	26,580.51
0000320054	INFORMATION SYSTEMS ANALYST II	68,041.22	68,041.22	0.00	56,206.52	0.00	0.00	56,206.52
0000306357	*BUS OPERATOR	40,643.20	40,643.20	0.00	39,012.22	7,889.75	208.00	47,109.97
0000305781	CJIT GCIC NCIC OPERATOR	37,772.80	37,772.80	0.00	38,914.18	11,974.74	435.84	51,324.76
0000320213	*BUS OPERATOR	40,643.20	40,643.20	0.00	24,542.40	2,132.66	0.00	26,675.06
0000317767	RAIL SERVICES CONTROLLER	58,156.80	58,156.80	0.00	54,577.92	6,151.20	3,578.88	64,308.00
0000302528	*BUS OPERATOR	40,643.20	40,643.20	0.00	42,563.51	4,668.01	0.00	47,231.52
0000305730	CONTRACT SERVICES INSPECTOR	32,635.20	32,635.20	0.00	31,254.52	0.00	3,566.97	34,821.49
0000302934	*BUS OPERATOR	40,643.20	40,643.20	0.00	43,753.58	17,424.69	4,064.32	65,242.59

## MARTOC REPORT

EE NUMBER	TITLE	FY 10 BASE SALARY	FY 11 BASE SALARY	DIFFERENCE +/-	REGULAR EARNINGS	OVERTIME EARNINGS	OTHER EARNINGS	TOTAL EARNINGS
0000303696	PLANNER BLDGS & SUPPORT EQUIP	54,995.20	54,995.20	0.00	54,995.20	264.40	2,115.20	57,374.80
0000315119	*BUS OPERATOR	40,643.20	40,643.20	0.00	43,278.41	2,233.84	1,563.20	47,075.45
0000306262	TRANS RESEARCH SPECIALIST II	51,667.72	51,667.72	0.00	49,680.86	0.00	3,974.73	53,655.59
0000302266	*RAIL STATION CLEANER	28,412.80	28,412.80	0.00	28,087.57	0.00	0.00	28,087.57
0000302039	TRANSIT POLICE SERGEANT	65,936.00	65,936.00	0.00	67,470.28	21,373.80	3,487.00	92,331.08
0000314809	*BUS OPERATOR	40,643.20	40,643.20	0.00	42,718.20	872.61	0.00	43,590.81
0000318746	*STRUCTURAL INSPECTOR	43,118.40	43,118.40	0.00	45,420.85	4,913.04	0.00	50,333.89
0000304959	SUPV BUS TRANSPORTATION	51,168.00	51,168.00	0.00	46,444.80	12,816.60	984.00	60,245.40
0000302793	FARE COLLECTION ASST	34,515.00	34,515.00	0.00	35,174.33	5,356.61	1,858.86	42,389.80
0000304949	*MOBILITY OPERATOR (DATE LAST EMPLOYED 08-MAR-11)	30,409.60	30,409.60	0.00	24,065.84	1,748.97	0.00	25,814.81
0000322376	*BUS OPERATOR	34,548.80	37,606.40	3,057.60	39,015.75	9,240.30	0.00	48,256.05
0000316108	*BUS OPERATOR	40,643.20	40,643.20	0.00	43,482.08	5,138.21	195.40	48,815.69
0000315318	*MOBILITY OPERATOR	30,409.60	30,409.60	0.00	31,473.18	520.88	1,725.16	33,719.22
0000324637	DISPATCHER MOBILITY	23,358.40	38,126.40	14,768.00	26,819.62	3,633.19	586.56	31,039.37
0000302491	*RAIL OPERATOR	40,643.20	40,643.20	0.00	24,523.59	5,286.16	0.00	29,809.75
0000302412	CONTRACT SPECIALIST I	55,219.58	54,096.38	-1,123.20	52,361.76	0.00	7,698.35	60,060.11
0000303671	*STATION AGENT	37,169.60	37,169.60	0.00	41,090.23	13,020.62	1,036.46	55,147.31
0000319967	*SERVICEPERSON I	31,824.00	31,824.00	0.00	33,658.02	68.85	0.00	33,726.87
0000303279	*BUS OPERATOR	40,643.20	40,643.20	0.00	43,100.94	6,112.98	1,563.20	50,777.12
0000306315	SUPV BUS & RAIL STORES	57,574.40	57,574.40	0.00	57,574.42	0.00	6,643.20	64,217.62
0000320700	CUSTOMER CARE REP	38,005.50	38,005.50	0.00	17,687.28	0.00	3,301.42	20,988.70
0000323664	*BUS OPERATOR	31,491.20	34,548.80	3,057.60	26,256.83	8,354.01	556.23	35,167.07
0000319992	MOBILITY CUSTOMER CARE REP	36,523.50	36,523.50	0.00	36,088.31	3,859.02	1,678.96	41,626.29
0000320621	MOBILITY CUSTOMER CARE REP	36,348.00	36,348.00	0.00	34,763.60	1,265.19	0.00	36,028.79
0000325416	*JOURNEYMAN ET-RADIO MAINT	39,603.20	41,392.00	1,788.80	41,735.70	3,311.77	225.00	45,272.47
0000305828	*BUS OPERATOR	40,643.20	40,643.20	0.00	42,936.49	3,042.54	0.00	45,979.03
0000306345	SUPV BUS TRANSPORTATION	50,731.20	50,731.20	0.00	50,731.20	9,807.00	8,195.05	68,733.25
0000315757	CONTRACT EMP ADMIN SUPPORT	0.00	0.00	0.00	26,733.63	418.50	0.00	27,152.13
0000323116	*MOBILITY OPERATOR	23,358.40	24,564.80	1,206.40	25,938.03	9,880.04	472.40	36,290.47
0000320384	CONTRACT EMP ADMIN SUPPORT (DATE LAST EMPLOYED 30-JUN-11)	0.00	0.00	0.00	24,752.00	819.00	0.00	25,571.00
0000302687	PROTECTIVE SPEC POLICE CADET	29,889.60	29,889.60	0.00	30,302.59	10,604.04	3,103.92	44,010.55
0000302608	SUPV RAIL LINE (DATE LAST EMPLOYED 01-JAN-11)	52,790.40	52,790.40	0.00	28,425.60	6,192.72	4,027.05	38,645.37
0000321767	*BUS OPERATOR	34,548.80	37,606.40	3,057.60	39,374.94	5,780.35	0.00	45,155.29
0000321678	INFORMATION SYS ANALYST III	68,041.22	73,760.18	5,718.96	67,074.27	0.00	1,513.04	68,587.31

## MARTOC REPORT

EE NUMBER	TITLE	FY 10	FY 11	DIFFERENCE	REGULAR	OVERTIME	OTHER	TOTAL
		BASE SALARY	BASE SALARY	+/-	EARNINGS	EARNINGS	EARNINGS	EARNINGS
0000306440	*BUS OPERATOR	40,643.20	40,643.20	0.00	43,678.68	4,016.75	781.60	48,477.03
0000321540	*BUS OPERATOR	34,548.80	37,606.40	3,057.60	39,141.61	2,597.26	0.00	41,738.87
0000316582	*MOBILITY OPERATOR	30,409.60	30,409.60	0.00	29,824.70	383.87	0.00	30,208.57
0000305640	*SERVICEPERSON IV	32,281.60	34,008.00	1,726.40	35,236.86	4,670.06	0.00	39,906.92
0000302502	*RAIL STATION CLEANER	28,412.80	28,412.80	0.00	30,439.27	3,770.16	0.00	34,209.43
0000302232	SCHEDULING TECHNICIAN	36,913.50	36,913.50	0.00	35,494.00	0.00	2,555.56	38,049.56
0000322331	*JOURNEYMAN AUTOMOTIVE TECH	43,804.80	43,804.80	0.00	46,474.39	4,706.96	842.40	52,023.75
0000321302	*BUS OPERATOR	37,606.40	40,643.20	3,036.80	41,139.66	7,726.29	0.00	48,865.95
0000302919	*SERVICEPERSON IV	28,412.80	30,680.00	2,267.20	31,127.69	11,063.39	2,513.44	44,704.52
0000305253	*INSPECTOR	43,118.40	43,118.40	0.00	45,966.70	19,450.12	0.00	65,416.82
0000321912	*INSPECTOR	41,392.00	43,118.40	1,726.40	45,418.83	28,358.00	0.00	73,776.83
0000315103	MGR TECH SYSTEMS SUPPORT	79,869.14	97,500.00	17,630.86	80,187.89	0.00	5,761.64	85,949.53
0000325358	RAIL SERVICES CONTROLLER	50,440.00	52,520.00	2,080.00	50,840.00	63.13	0.00	50,903.13
0000306467	MGR LABOR RELATIONS	83,045.56	92,272.44	9,226.88	79,851.81	0.00	9,901.91	89,753.72
0000304297	SUPV CUSTOMER SERVICES CENTER	56,514.90	56,514.90	0.00	56,515.22	0.00	1,738.92	58,254.14
0000306458	*INSPECTOR	43,118.40	43,118.40	0.00	46,595.47	4,975.31	1,607.08	53,177.86
0000321479	*BUS OPERATOR	34,548.80	37,606.40	3,057.60	33,701.92	2,122.08	0.00	35,824.00
0000304976	MOBILITY CUSTOMER CARE REP	36,348.00	36,348.00	0.00	35,285.52	5,004.84	661.72	40,952.08
0000314972	TRANSIT POLICE OFFICER SR	54,787.20	54,787.20	0.00	54,971.58	22,846.77	2,107.20	79,925.55
0000303109	*BUS OPERATOR	40,643.20	40,643.20	0.00	21,199.76	1,147.22	0.00	22,346.98
0000322928	*BUS OPERATOR	34,548.80	37,606.40	3,057.60	37,318.95	3,536.92	0.00	40,855.87
0000320607	*JOURNEYMAN ET-TRAIN CONTROL	43,804.80	43,804.80	0.00	46,937.71	12,975.70	0.00	59,913.41
0000302167	*BUS OPERATOR	40,643.20	40,643.20	0.00	44,850.49	23,721.96	2,344.80	70,917.25
0000320978	TRANSIT POLICE OFFICER	41,641.60	43,305.60	1,664.00	40,873.83	13,779.96	1,211.64	55,865.43
0000302702	*REVENUE AGENT	41,308.80	41,308.80	0.00	43,113.91	640.54	0.00	43,754.45
0000324540	STRUCTURAL ENGINEER V	75,000.12	75,000.12	0.00	72,116.20	0.00	4,326.93	76,443.13
0000302288	*BUS OPERATOR	40,643.20	40,643.20	0.00	42,430.51	5,881.15	0.00	48,311.66
0000304239	*MOBILITY OPERATOR	30,409.60	30,409.60	0.00	22,557.62	1,129.45	0.00	23,687.07
0000304585	*STATION AGENT	37,169.60	37,169.60	0.00	39,096.24	1,742.36	0.00	40,838.60
0000305650	*RAIL OPERATOR	40,643.20	40,643.20	0.00	42,120.43	6,652.91	0.00	48,773.34
0000304310	*MATERIAL CONTROLLER	42,369.60	42,369.60	0.00	45,120.90	4,144.16	0.00	49,265.06
0000321634	*RAIL STATION CLEANER	26,894.40	28,412.80	1,518.40	29,855.25	7,190.15	0.00	37,045.40
0000303594	LABOR RELATIONS ADMINISTRATOR	55,341.00	55,341.00	0.00	54,276.75	191.57	7,449.75	61,918.07
0000315625	FIELD INSPECTOR	57,500.04	57,500.04	0.00	55,052.86	5,750.18	4,718.08	65,521.12
0000305403	*AA INSPECTOR	43,804.80	43,804.80	0.00	49,303.01	24,565.48	4,963.50	78,831.99

## MARTOC REPORT

EE NUMBER	TITLE	FY 10 BASE SALARY	FY 11 BASE SALARY	DIFFERENCE +/-	REGULAR EARNINGS	OVERTIME EARNINGS	OTHER EARNINGS	TOTAL EARNINGS
0000303091	*BUS OPERATOR	40,643.20	40,643.20	0.00	42,995.75	3,442.62	1,563.20	48,001.57
0000320109	*JOURNEYMAN RAIL CAR MECHANIC	43,804.80	43,804.80	0.00	45,961.04	4,383.16	225.00	50,569.20
0000325833	TRANSIT POLICE OFFICER	38,500.80	38,500.80	0.00	27,508.19	5,449.57	0.00	32,957.76
0000302631	TRANSIT POLICE OFFICER SPECIAL	56,971.20	56,971.20	0.00	57,176.63	18,570.46	876.48	76,623.57
0000302453	SUPV RAIL YARD TOWER	52,099.22	52,099.22	0.00	51,899.06	10,689.35	4,408.59	66,997.00
0000322337	*BUS OPERATOR	34,548.80	37,606.40	3,057.60	32,940.45	8,010.82	1,694.22	42,645.49
0000321104	*SERVICEPERSON IV	32,281.60	34,008.00	1,726.40	31,279.50	1,388.59	0.00	32,668.09
0000303955	*INSPECTOR	43,118.40	43,118.40	0.00	27,731.36	1,889.07	0.00	29,620.43
0000304394	*BUS OPERATOR	40,643.20	40,643.20	0.00	42,359.23	11,021.56	0.00	53,380.79
0000323506	*BUS OPERATOR	31,491.20	34,548.80	3,057.60	31,119.54	1,846.95	0.00	32,966.49
0000304629	*RAIL OPERATOR	40,643.20	40,643.20	0.00	44,410.91	13,160.00	0.00	57,570.91
0000321614	*BUS OPERATOR	34,548.80	37,606.40	3,057.60	32,430.60	2,035.91	0.00	34,466.51
0000323735	*BUS OPERATOR	31,491.20	34,548.80	3,057.60	20,950.25	1,624.02	0.00	22,574.27
0000319446	RECRUITING OFFICER II (DATE LAST EMPLOYED 12-AUG-11)	53,418.30	53,418.30	0.00	23,607.84	0.00	0.00	23,607.84
0000323513	*BUS OPERATOR	31,491.20	34,548.80	3,057.60	32,797.64	6,503.35	0.00	39,300.99
0000320484	*BUS OPERATOR	40,643.20	40,643.20	0.00	43,372.59	5,853.04	0.00	49,225.63
0000303061	*SERVICEPERSON IV	43,118.40	34,008.00	-9,110.40	42,490.03	4,885.48	0.00	47,375.51
0000305236	*SERVICEPERSON I	32,281.60	31,824.00	-457.60	33,486.13	3,599.73	459.00	37,544.86
0000303459	*BUS OPERATOR	40,643.20	40,643.20	0.00	43,334.57	4,482.77	332.18	48,149.52
0000305199	*AA INSPECTOR	43,804.80	43,804.80	0.00	45,714.41	1,153.06	0.00	46,867.47
0000302270	SYSTEM SAFETY OFFICER	60,279.44	60,279.44	0.00	61,183.33	0.00	3,477.66	64,660.99
0000302130	OFFICE ADMINISTRATOR II	52,517.66	52,517.66	0.00	50,296.08	0.00	4,443.67	54,739.75
0000320588	*SERVICEPERSON I	31,824.00	31,824.00	0.00	31,089.12	6,904.38	995.96	38,989.46
0000304317	PLANNER ELECTRICAL MAINTENANCE	52,873.60	52,873.60	0.00	52,873.64	3,445.69	2,033.60	58,352.93
0000323652	*MOBILITY OPERATOR	23,358.40	24,564.80	1,206.40	25,710.50	3,204.61	0.00	28,915.11
0000302009	SUPV RAIL CAR APPEARANCE	48,048.00	48,048.00	0.00	45,127.57	2,090.55	3,927.00	51,145.12
0000320760	*JOURNEYMAN OVERHAULER	43,804.80	43,804.80	0.00	44,711.33	1,532.16	0.00	46,243.49
0000321216	SUPV BUS MAINTENANCE	52,686.40	52,686.40	0.00	52,483.76	12,627.03	0.00	65,110.79
0000305185	*SERVICEPERSON I	31,824.00	31,824.00	0.00	33,772.76	10,912.11	1,224.00	45,908.87
0000306552	MOBILITY SYSTEM DATA SPECIALIST	30,654.00	30,654.00	0.00	28,637.49	1,900.97	0.00	30,538.46
0000305492	*MOBILITY OPERATOR	30,409.60	30,409.60	0.00	30,991.96	6,699.72	0.00	37,691.68
0000320928	*SERVICEPERSON VII GROUNDSKEEPR	34,008.00	32,281.60	-1,726.40	35,570.52	3,679.59	0.00	39,250.11
0000304126	SUPV BUS MAINTENANCE	56,243.20	56,243.20	0.00	55,594.24	10,342.80	0.00	65,937.04
0000323427	*BUS OPERATOR	31,491.20	34,548.80	3,057.60	32,434.21	4,141.82	0.00	36,576.03



## MARTOC REPORT

EE NUMBER	TITLE	FY 10	FY 11	DIFFERENCE	REGULAR	OVERTIME	OTHER	TOTAL
		BASE SALARY	BASE SALARY	+/-	EARNINGS	EARNINGS	EARNINGS	EARNINGS
0000303413	*RAIL STATION CLEANER	28,412.80	28,412.80	0.00	30,061.43	11,535.87	1,639.20	43,236.50
0000306443	*BUS OPERATOR	40,643.20	40,643.20	0.00	43,355.94	9,184.40	0.00	52,540.34
0000305589	*BUS OPERATOR	40,643.20	40,643.20	0.00	43,469.95	8,775.79	0.00	52,245.74
0000305715	SUPV RAIL LINE	48,055.49	48,055.49	0.00	47,824.78	15,895.51	5,313.84	69,034.13
0000302219	PERFORMANCE ANALYST	62,700.30	62,700.30	0.00	51,729.75	209.38	0.00	51,939.13
0000304442	*INSPECTOR	43,118.40	43,118.40	0.00	46,331.17	9,196.51	225.00	55,752.68
0000304379	*BUS OPERATOR	40,643.20	40,643.20	0.00	43,218.31	14,480.14	0.00	57,698.45
0000320829	*RAIL STATION CLEANER	28,412.80	28,412.80	0.00	28,712.73	327.84	0.00	29,040.57
0000302538	*MATERIAL CONTROLLER LEAD	42,369.60	43,659.20	1,289.60	46,049.82	31.50	2,280.78	48,362.10
0000308787	*JOURNEYMAN ET-RAIL CAR MAINT	43,804.80	43,804.80	0.00	46,721.85	16,389.61	3,159.00	66,270.46
0000302549	OFFICE ADMINISTRATOR II	54,664.74	54,664.74	0.00	52,562.60	0.00	3,784.38	56,346.98
0000304535	*BUS OPERATOR	40,643.20	40,643.20	0.00	35,762.97	643.10	0.00	36,406.07
0000302452	(DATE LAST EMPLOYED 01-MAY-11) LINE SUPERVISOR	43,555.20	43,555.20	0.00	43,555.20	3,945.12	5,549.10	53,049.42
0000321812	*SECRETARY (N9)	34,819.20	34,819.20	0.00	35,786.84	558.74	0.00	36,345.58
0000316806	CONTRACT PROFESSIONAL	0.00	0.00	0.00	111,451.20	0.00	0.00	111,451.20
0000322721	*RAIL STATION CLEANER	28,412.80	28,412.80	0.00	30,145.58	10,542.11	1,366.00	42,053.69
0000303203	*BUS OPERATOR	40,643.20	40,643.20	0.00	44,068.71	5,713.24	0.00	49,781.95
0000303722	PLANNER TRACK & STRUCTURES	52,104.00	52,104.00	0.00	52,104.00	4,504.03	0.00	56,608.03
0000321546	*RAIL OPERATOR	34,548.80	37,606.40	3,057.60	41,116.35	21,095.10	0.00	62,211.45
0000320657	*BUS OPERATOR	40,643.20	40,643.20	0.00	41,835.14	4,497.13	0.00	46,332.27
0000314810	*JOURNEYMAN ELEC POWER ELECT	43,804.80	43,804.80	0.00	47,937.45	7,166.28	842.40	55,946.13
0000306069	*JOURNEYMAN ET-RAIL CAR MAINT	43,804.80	43,804.80	0.00	45,795.21	8,134.43	1,179.36	55,109.00
0000302177	*BUS OPERATOR	40,643.20	40,643.20	0.00	43,904.39	4,885.49	1,419.20	50,209.08
0000305154	TRANSIT POLICE OFFICER SR	54,787.20	54,787.20	0.00	54,945.24	750.69	0.00	55,695.93
0000321968	PROJECT MANAGER II	88,500.10	88,500.10	0.00	85,097.20	0.00	3,403.86	88,501.06
0000315235	*JOURNEYMAN ET-TELEPHONE MAINT	43,804.80	43,804.80	0.00	47,692.29	10,397.93	1,067.40	59,157.62
0000304073	*AA INSPECTOR	43,804.80	43,804.80	0.00	46,514.39	19,792.78	0.00	66,307.17
0000323255	*BUS OPERATOR	31,491.20	34,548.80	3,057.60	34,916.63	6,121.59	0.00	41,038.22
0000304882	*SERVICEPERSON I (A)	32,281.60	32,281.60	0.00	34,169.08	465.60	0.00	34,634.68
0000325680	*JOURNEYMAN ET-TRAIN CONTROL	41,080.00	41,080.00	0.00	36,092.40	7,082.88	0.00	43,175.28
0000302725	*BUS OPERATOR	40,643.20	40,643.20	0.00	41,865.23	2,832.01	0.00	44,697.24
0000306622	RESIDENT ENGINEER	87,993.88	87,993.88	0.00	84,610.38	0.00	7,897.39	92,507.77
0000303202	*SERVICEPERSON I (A)	32,281.60	32,281.60	0.00	35,625.24	2,449.21	0.00	38,074.45
0000323695	*BUS OPERATOR	31,491.20	34,548.80	3,057.60	23,272.16	5,015.35	0.00	28,287.51
0000302043	*JOURNEYMAN SUPPORT EQUIPMENT	43,804.80	43,804.80	0.00	46,198.82	4,217.29	225.00	50,641.11

## MARTOC REPORT

EE NUMBER	TITLE	FY 10	FY 11	DIFFERENCE	REGULAR	OVERTIME	OTHER	TOTAL
		BASE SALARY	BASE SALARY	+/-	EARNINGS	EARNINGS	EARNINGS	EARNINGS
0000303915	*BUS OPERATOR	40,643.20	40,643.20	0.00	42,720.56	937.09	0.00	43,657.65
0000304108	*BUS OPERATOR	40,643.20	40,643.20	0.00	42,918.55	10,124.98	0.00	53,043.53
0000302761	*SERVICEPERSON I	31,824.00	31,824.00	0.00	33,272.40	5,140.84	612.00	39,025.24
0000316269	*BUS OPERATOR	40,643.20	40,643.20	0.00	43,221.51	8,267.53	1,145.92	52,634.96
0000302093	*JOURNEYMAN RAIL CAR MECHANIC	43,804.80	43,804.80	0.00	47,620.03	1,966.50	0.00	49,586.53
0000302865	*JOURNEYMAN WELDER	43,804.80	43,804.80	0.00	43,876.14	221.13	6,023.16	50,120.43
0000320865	*STATION AGENT	37,169.60	37,169.60	0.00	40,070.70	20,291.55	0.00	60,362.25
0000302319	*BUS OPERATOR	40,643.20	40,643.20	0.00	43,261.37	9,518.56	5,080.40	57,860.33
0000315017	*BUS OPERATOR	40,643.20	40,643.20	0.00	39,988.13	2,348.36	0.00	42,336.49
0000304920	*BUS OPERATOR	40,643.20	40,643.20	0.00	37,831.09	5,747.50	39.08	43,617.67
0000320596	BREEZE CARD FULFILLMENT AGENT	28,216.50	28,216.50	0.00	27,240.03	86.82	0.00	27,326.85
0000303335	*BUS OPERATOR	40,643.20	40,643.20	0.00	43,433.34	8,965.99	1,465.50	53,864.83
0000304086	*TRACK MAINTAINER	43,118.40	43,118.40	0.00	45,749.93	2,324.38	0.00	48,074.31
0000305563	*JOURNEYMAN ELEC POWER ELECT	43,804.80	43,804.80	0.00	39,974.25	4,461.52	561.96	44,997.73
0000318201	*BUS OPERATOR	40,643.20	40,643.20	0.00	43,114.49	7,698.70	0.00	50,813.19
0000315150	*MOBILITY OPERATOR	30,409.60	30,409.60	0.00	34,207.58	11,962.97	994.16	47,164.71
0000305965	TRANSIT POLICE OFFICER SPECIAL	54,787.20	56,971.20	2,184.00	59,558.61	16,196.50	2,191.20	77,946.31
0000320312	TRANSIT POLICE OFFICER SR	43,305.60	45,032.00	1,726.40	45,073.92	4,984.94	0.00	50,058.86
0000302160	SUPT RAIL CAR MAINT	73,634.60	73,634.60	0.00	70,802.60	0.00	7,080.20	77,882.80
0000303822	TRANSIT POLICE OFFICER SR	54,787.20	54,787.20	0.00	32,872.32	0.00	0.00	32,872.32
0000319497	*SERVICEPERSON I	34,008.00	31,824.00	-2,184.00	34,605.41	2,965.64	994.50	38,565.55
0000302323	TRANSIT POLICE LIEUTENANT	66,310.40	68,972.80	2,662.40	66,183.60	17,817.26	994.80	84,995.66
0000304340	*BUS OPERATOR	40,643.20	40,643.20	0.00	43,077.16	2,770.20	0.00	45,847.36
0000304271	*TRACK MAINTAINER	43,118.40	43,118.40	0.00	45,427.19	279.86	0.00	45,707.05
0000303397	*INSPECTOR	43,118.40	43,118.40	0.00	46,348.53	12,492.61	5,058.12	63,899.26
0000302558	*BUS OPERATOR	40,643.20	40,643.20	0.00	25,695.25	6,364.14	0.00	32,059.39
0000322234	(DATE LAST EMPLOYED 11-APR-11) *JOURNEYMAN AUTOMOTIVE TECH	43,804.80	43,804.80	0.00	48,359.26	32,987.99	0.00	81,347.25
0000302565	*BUS OPERATOR	40,643.20	40,643.20	0.00	30,093.52	0.00	0.00	30,093.52
0000303385	SR INFORMATION TECH AUDITOR	75,489.18	75,489.18	0.00	72,586.06	0.00	8,710.18	81,296.24
0000306346	*BUS OPERATOR	40,643.20	40,643.20	0.00	44,667.37	21,116.01	1,406.88	67,190.26
0000302138	*BUS OPERATOR	40,643.20	40,643.20	0.00	44,663.50	12,546.00	0.00	57,209.50
0000302350	DISPATCHER-RAIL TRANSPORTATION	48,048.00	48,048.00	0.00	48,048.00	15,042.49	924.00	64,014.49
0000302728	*JOURNEYMAN RAIL CAR MECHANIC	43,804.80	43,804.80	0.00	47,806.34	1,263.60	568.62	49,638.56
0000302930	*JOURNEYMAN ET-RADIO MAINT	43,804.80	43,804.80	0.00	48,049.25	9,879.83	2,246.76	60,175.84

## MARTOC REPORT

EE NUMBER	TITLE	FY 10	FY 11	DIFFERENCE	REGULAR	OVERTIME	OTHER	TOTAL
		BASE SALARY	BASE SALARY	+/-	EARNINGS	EARNINGS	EARNINGS	EARNINGS
0000304598	*MOBILITY OPERATOR	30,409.60	30,409.60	0.00	31,681.59	202.90	804.10	32,688.59
0000305125	*RAIL OPERATOR	40,643.20	40,643.20	0.00	42,684.10	1,742.57	0.00	44,426.67
0000302926	*SERVICEPERSON I	31,824.00	31,824.00	0.00	34,227.88	269.67	1,637.10	36,134.65
0000319568	INTELLIGENT TRANS SYS PROJ MGR (DATE LAST EMPLOYED 01-OCT-10)	81,081.78	81,081.78	0.00	20,894.21	0.00	2,287.35	23,181.56
0000302576	MGR CONTRACTS (DATE LAST EMPLOYED 01-JUN-11)	90,241.32	90,241.32	0.00	81,217.32	0.00	11,832.28	93,049.60
0000305596	SUPV BUS MAINTENANCE	52,104.00	52,104.00	0.00	51,903.60	13,276.50	0.00	65,180.10
0000319444	*BUS OPERATOR	40,643.20	40,643.20	0.00	43,115.10	2,922.35	0.00	46,037.45
0000305094	*BUS OPERATOR	40,643.20	40,643.20	0.00	43,441.47	13,188.77	0.00	56,630.24
0000305367	*RAIL OPERATOR	40,643.20	40,643.20	0.00	42,958.03	4,587.02	156.32	47,701.37
0000305284	*JOURNEYMAN ET-RAIL CAR MAINT	43,804.80	43,804.80	0.00	46,080.59	4,580.57	0.00	50,661.16
0000304907	DIVISION DISPATCHER	48,588.80	48,588.80	0.00	48,588.80	3,760.96	2,803.20	55,152.96
0000303904	*BUS OPERATOR	40,643.20	40,643.20	0.00	42,798.57	913.65	0.00	43,712.22
0000303421	*BUS OPERATOR	40,643.20	40,643.20	0.00	43,484.51	6,902.01	781.60	51,168.12
0000313261	RAIL SERVICES CONTROLLER	57,720.00	57,720.00	0.00	57,720.00	15,449.83	0.00	73,169.83
0000303127	GEN SUPT BUS TRANS OPERATIONS	80,945.28	80,945.28	0.00	76,275.49	0.00	3,113.28	79,388.77
0000320665	*BUS OPERATOR	40,643.20	40,643.20	0.00	31,547.12	559.86	0.00	32,106.98
0000322053	*MOBILITY OPERATOR	23,358.40	24,564.80	1,206.40	25,083.88	764.78	0.00	25,848.66
0000305421	*BUS OPERATOR	40,643.20	40,643.20	0.00	42,828.43	11,683.04	1,563.20	56,074.67
0000323984	TRANSIT POLICE OFFICER SPECIAL	46,841.60	50,668.80	3,827.20	50,321.12	13,805.79	0.00	64,126.91
0000321094	*RAIL STATION CLEANER	28,412.80	28,412.80	0.00	30,136.44	5,447.30	0.00	35,583.74
0000322432	*INSPECTOR	42,390.40	43,118.40	728.00	45,545.36	1,121.45	0.00	46,666.81
0000322811	*BUS OPERATOR	34,548.80	37,606.40	3,057.60	37,918.59	4,914.63	0.00	42,833.22
0000302337	*JOURNEYMAN AUTOMOTIVE TECH	43,804.80	43,804.80	0.00	47,537.92	22,115.60	0.00	69,653.52
0000316607	*BUS OPERATOR	39,769.60	40,643.20	873.60	43,804.95	4,706.99	0.00	48,511.94
0000324784	*PT BUS OPERATOR	0.00	0.00	0.00	24,243.95	3,972.69	0.00	28,216.64
0000302651	*BUS OPERATOR	40,643.20	40,643.20	0.00	43,583.11	6,848.98	664.36	51,096.45
0000325082	*JOURNEYMAN ELEC POWER ELECT	39,603.20	41,392.00	1,788.80	41,092.56	14,105.63	0.00	55,198.19
0000315304	TRANSIT POLICE OFFICER SR	45,032.00	46,841.60	1,809.60	46,415.44	26,401.04	552.08	73,368.56
0000302344	*JOURNEYMAN OVERHAULER	43,804.80	43,804.80	0.00	46,455.96	7,960.71	225.00	54,641.67
0000303415	SCHEDULE ANALYST III	51,731.94	51,731.94	0.00	49,742.67	0.00	0.00	49,742.67
0000321915	*JOURNEYMAN SUPPORT EQUIPMENT	42,390.40	43,804.80	1,414.40	45,484.20	1,854.90	0.00	47,339.10
0000305749	MGR EQUAL OPP CONFLICT RESOLUT	71,117.28	80,500.16	9,382.88	70,367.03	0.00	7,445.07	77,812.10
0000318078	COMPENSATION ANALYST III	63,254.10	63,254.10	0.00	60,821.58	0.00	0.00	60,821.58
0000303754	INSTRUCTOR CAR MAINT ELECT	57,616.00	57,616.00	0.00	55,400.00	166.20	6,343.30	61,909.50
0000306607	*JOURNEYMAN ET-TRAIN CONTROL	43,804.80	43,804.80	0.00	46,240.08	6,389.13	1,586.96	54,216.17

## MARTOC REPORT

EE NUMBER	TITLE	FY 10 BASE SALARY	FY 11 BASE SALARY	DIFFERENCE +/-	REGULAR EARNINGS	OVERTIME EARNINGS	OTHER EARNINGS	TOTAL EARNINGS
0000302094	*BUS OPERATOR	40,643.20	40,643.20	0.00	43,247.26	10,133.16	2,214.67	55,595.09
0000321957	*JOURNEYMAN ELEC POWER ELECT	42,390.40	43,804.80	1,414.40	46,053.77	8,903.72	225.00	55,182.49
0000319672	*JOURNEYMAN RAIL CAR MECHANIC	43,804.80	43,804.80	0.00	46,711.32	3,245.89	225.00	50,182.21
0000305850	*STATION AGENT	37,169.60	37,169.60	0.00	40,058.23	20,660.09	1,429.60	62,147.92
0000303188	*MOBILITY OPERATOR	30,409.60	30,409.60	0.00	21,611.66	3,212.83	0.00	24,824.49
0000302054	*MATERIAL CONTROLLER	43,659.20	42,369.60	-1,289.60	42,355.12	970.13	0.00	43,325.25
0000302083	*BUS OPERATOR	40,643.20	40,643.20	0.00	42,532.00	5,729.60	0.00	48,261.60
0000315309	*SERVICEPERSON I	31,824.00	31,824.00	0.00	35,209.09	4,053.17	1,224.00	40,486.26
0000306493	*BUS OPERATOR	34,548.80	37,606.40	3,057.60	40,584.97	14,094.58	1,301.76	55,981.31
0000317903	OCCUPATIONAL MED SER WELL SPEC	41,600.26	41,600.26	0.00	40,000.61	0.00	2,400.03	42,400.64
0000317261	TRANSIT POLICE OFFICER SR	48,713.60	50,668.80	1,955.20	45,975.81	3,520.96	2,810.40	52,307.17
0000305558	*BUS OPERATOR	40,643.20	40,643.20	0.00	43,568.87	24,185.84	2,541.77	70,296.48
0000306146	MAINTENANCE PLANNER-RAIL	53,830.40	53,830.40	0.00	53,830.40	10,403.76	3,933.76	68,167.92
0000315249	*BUS OPERATOR	40,643.20	40,643.20	0.00	43,572.46	7,167.88	0.00	50,740.34
0000302418	DISPATCHER-RAIL TRANSPORTATION	48,048.00	48,048.00	0.00	48,048.00	18,046.20	2,032.80	68,127.00
0000304953	*STATION AGENT	37,169.60	37,169.60	0.00	39,848.28	10,836.02	482.49	51,166.79
0000314855	*BUS OPERATOR	40,643.20	40,643.20	0.00	38,046.60	1,937.44	0.00	39,984.04
0000323041	ACCOUNTING SPECIALIST I	32,019.00	32,019.00	0.00	30,910.65	3,084.98	2,340.19	36,335.82
0000306576	DISPATCHER RADIO COMMUNICATION	51,230.40	51,230.40	0.00	51,230.40	15,566.17	2,372.61	69,169.18
0000305167	MGR FLEET MGMT SERVICES	75,514.14	75,514.14	0.00	72,610.05	0.00	7,261.17	79,871.22
0000306222	*RAIL OPERATOR (DATE LAST EMPLOYED 01-JUN-11)	40,643.20	40,643.20	0.00	39,263.56	3,004.91	4,689.60	46,958.07
0000304088	*MOBILITY OPERATOR	30,409.60	30,409.60	0.00	26,832.56	3,103.17	0.00	29,935.73
0000302296	*JOURNEYMAN ET-TRAIN CONTROL	43,804.80	43,804.80	0.00	46,548.10	5,172.88	2,379.78	54,100.76
0000302946	*BUS OPERATOR	40,643.20	40,643.20	0.00	43,349.07	3,637.48	1,563.20	48,549.75
0000321991	HR INFORMATION SYSTEMS SPEC II	38,551.50	38,551.50	0.00	36,624.17	0.00	691.95	37,316.12
0000305602	*BUS OPERATOR	40,643.20	40,643.20	0.00	42,082.29	14,669.51	0.00	56,751.80
0000302417	SUPV BUS & RAIL STORES	52,665.60	52,665.60	0.00	52,665.60	0.00	3,899.28	56,564.88
0000302394	CONTRACT EMP PT	145,600.00	145,600.00	0.00	28,448.00	0.00	0.00	28,448.00
0000305478	SCHEDULE ANALYST II	48,819.16	48,819.16	0.00	46,941.91	0.00	1,815.69	48,757.60
0000302089	CLEARINGHOUSE SPECIALIST	47,525.66	47,525.66	0.00	45,698.08	0.00	1,827.91	47,525.99
0000324488	DIR BUS MAINTENANCE	112,000.20	112,000.20	0.00	107,692.50	0.00	0.00	107,692.50
0000315280	*BUS OPERATOR	40,643.20	40,643.20	0.00	38,789.49	10,275.93	0.00	49,065.42
0000305058	*BUS OPERATOR	40,643.20	40,643.20	0.00	32,650.91	7,164.04	2,305.72	42,120.67
0000302427	RECORDS CENTER SPECIALIST SR	37,908.00	46,312.50	8,404.50	41,622.14	0.00	1,781.25	43,403.39

## MARTOC REPORT

EE NUMBER	TITLE	FY 10	FY 11	DIFFERENCE	REGULAR	OVERTIME	OTHER	TOTAL
		BASE SALARY	BASE SALARY	+/-	EARNINGS	EARNINGS	EARNINGS	EARNINGS
0000305252	*BUS OPERATOR	40,643.20	40,643.20	0.00	42,720.89	1,032.64	0.00	43,753.53
0000305239	*BUS OPERATOR	40,643.20	40,643.20	0.00	43,611.22	4,624.32	0.00	48,235.54
0000302695	*BUS OPERATOR	40,643.20	40,643.20	0.00	42,690.66	8,566.90	0.00	51,257.56
0000320689	*BUS OPERATOR	37,606.40	40,643.20	3,036.80	32,376.28	2,747.44	0.00	35,123.72
0000303718	FOREMAN TRAIN CONTROL	52,686.40	52,686.40	0.00	52,686.40	13,956.83	2,026.40	68,669.63
0000320242	*BUS OPERATOR	40,643.20	40,643.20	0.00	43,559.76	6,477.31	2,344.80	52,381.87
0000321626	TRANSIT POLICE OFFICER SR	45,032.00	46,841.60	1,809.60	33,001.02	18,754.93	5,202.76	56,958.71
0000305546	TRANSIT POLICE SERGEANT	60,964.80	63,398.40	2,433.60	64,140.84	27,521.05	3,779.52	95,441.41
0000322564	*SERVICEPERSON I (A)	32,281.60	32,281.60	0.00	33,892.30	512.16	0.00	34,404.46
0000322261	ELECTRICAL ENGINEER IV (DATE LAST EMPLOYED 03-JUN-11)	62,750.22	62,750.22	0.00	56,234.48	0.00	1,006.90	57,241.38
0000313656	PROGRAM ADMINISTRATOR JOC	80,208.44	80,208.44	0.00	77,124.66	0.00	6,169.88	83,294.54
0000303193	MOBILITY SYSTEM DATA SPECIALIST	34,983.00	34,983.00	0.00	35,180.34	753.62	2,018.25	37,952.21
0000302772	SUPV CREATIVE SERVICES	57,866.64	57,866.64	0.00	55,641.15	0.00	1,780.52	57,421.67
0000306162	*BUS OPERATOR	40,643.20	40,643.20	0.00	32,419.67	2,645.30	1,564.01	36,628.98
0000318006	*STATION AGENT	37,169.60	37,169.60	0.00	38,068.80	891.28	0.00	38,960.08
0000323712	*BUS OPERATOR	31,491.20	34,548.80	3,057.60	23,550.07	3,929.06	0.00	27,479.13
0000305948	*SR TRAFFIC CHECKER	32,427.20	32,427.20	0.00	34,707.53	4,098.33	0.00	38,805.86
0000304985	*BUS OPERATOR	40,643.20	40,643.20	0.00	43,236.14	10,278.28	0.00	53,514.42
0000318446	*RAIL STATION CLEANER	28,412.80	28,412.80	0.00	29,611.77	5,680.87	0.00	35,292.64
0000304243	*BUS OPERATOR	40,643.20	40,643.20	0.00	38,613.16	3,497.37	0.00	42,110.53
0000315462	*BUS OPERATOR	31,491.20	34,548.80	3,057.60	25,133.26	5,638.75	0.00	30,772.01
0000315210	TRANSIT POLICE OFFICER SR	50,668.80	52,686.40	2,017.60	47,940.72	4,376.90	2,229.04	54,546.66
0000323659	*BUS OPERATOR	31,491.20	34,548.80	3,057.60	25,083.11	1,789.84	0.00	26,872.95
0000306294	TRANSIT POLICE OFFICER SR	52,686.40	54,787.20	2,100.80	54,938.51	8,706.29	2,107.20	65,752.00
0000303480	*MATERIAL CONTROLLER	42,369.60	42,369.60	0.00	44,365.03	0.00	0.00	44,365.03
0000303159	*BUS OPERATOR	40,643.20	40,643.20	0.00	43,125.08	2,280.14	0.00	45,405.22
0000303505	*AA INSPECTOR	43,804.80	43,804.80	0.00	49,106.91	12,257.05	225.00	61,588.96
0000304258	*RAIL OPERATOR	40,643.20	40,643.20	0.00	43,461.43	2,428.69	0.00	45,890.12
0000315244	*BUS OPERATOR	40,643.20	40,643.20	0.00	39,180.02	3,484.47	625.28	43,289.77
0000306174	*BUS DISPATCHER (BLOCKOUT)	41,662.40	41,662.40	0.00	43,676.46	7,008.01	0.00	50,684.47
0000304678	*SECRETARY (N8)	31,699.20	31,699.20	0.00	29,800.41	102.89	0.00	29,903.30
0000306172	*JOURNEYMAN AUTOMOTIVE TECH	43,804.80	43,804.80	0.00	40,746.09	5,968.39	842.40	47,556.88
0000320668	*INSPECTOR	39,228.80	40,206.40	977.60	32,248.30	2,780.29	0.00	35,028.59
0000304922	*JOURNEYMAN SUPPORT EQUIPMENT	43,804.80	43,804.80	0.00	46,394.08	6,847.14	0.00	53,241.22
0000321533	*RAIL STATION CLEANER	28,412.80	28,412.80	0.00	31,429.28	3,062.87	0.00	34,492.15

## MARTOC REPORT

EE NUMBER	TITLE	FY 10	FY 11	DIFFERENCE	REGULAR	OVERTIME	OTHER	TOTAL
		BASE SALARY	BASE SALARY	+/-	EARNINGS	EARNINGS	EARNINGS	EARNINGS
0000302012	*JOURNEYMAN ET-RADIO MAINT	43,804.80	43,804.80	0.00	46,832.42	12,636.07	898.92	60,367.41
0000320368	*RAIL STATION CLEANER	28,412.80	28,412.80	0.00	30,170.72	3,483.30	0.00	33,654.02
0000303216	*BUS OPERATOR	40,643.20	40,643.20	0.00	41,037.98	5,715.53	200.68	46,954.19
0000305688	*JOURNEYMAN ET-COMPUTER MAINT	43,804.80	43,804.80	0.00	46,288.01	19,262.73	4,015.80	69,566.54
0000305466	SUPT PLANT OPERATIONS	69,151.42	69,151.42	0.00	66,491.91	0.00	5,319.36	71,811.27
0000304361	*BUS OPERATOR	40,643.20	40,643.20	0.00	42,298.92	9,496.87	0.00	51,795.79
0000305457	*BUS OPERATOR	40,643.20	40,643.20	0.00	42,923.03	10,740.72	0.00	53,663.75
0000304560	*STATION AGENT	37,169.60	37,169.60	0.00	39,254.13	294.88	0.00	39,549.01
0000322975	*JOURNEYMAN ET-RADIO MAINT	42,390.40	43,804.80	1,414.40	19,168.62	2,803.63	225.00	22,197.25
0000305206	SUPV BUS MAINTENANCE	53,830.40	53,830.40	0.00	53,830.40	13,367.02	7,246.40	74,443.82
0000306405	*JOURNEYMAN BODY REPAIR	43,804.80	43,804.80	0.00	47,605.32	4,154.10	1,684.80	53,444.22
0000306342	*JOURNEYMAN ET-RAIL CAR MAINT	43,804.80	43,804.80	0.00	46,582.32	24,221.76	1,474.20	72,278.28
0000306137	*MOBILITY OPERATOR	30,409.60	30,409.60	0.00	30,051.84	109.66	511.70	30,673.20
0000302894	*BUS OPERATOR	40,643.20	40,643.20	0.00	43,973.31	12,807.17	1,406.88	58,187.36
0000303103	DIVISION DISPATCHER	52,249.60	52,249.60	0.00	52,249.60	6,405.60	3,504.50	62,159.70
0000321612	*RAIL STATION CLEANER	28,412.80	28,412.80	0.00	29,790.87	5,983.08	846.92	36,620.87
0000323868	CJIT-POLICE DISPATCHER	34,174.40	34,174.40	0.00	34,968.03	13,358.88	1,708.72	50,035.63
0000302030	*BUS OPERATOR	40,643.20	40,643.20	0.00	41,852.63	8,796.03	0.00	50,648.66
0000304029	SUPV BUS TRANSPORTATION	40,643.20	48,048.00	7,404.80	49,305.21	10,835.21	7,816.00	67,956.42
0000314862	*BUS OPERATOR	40,643.20	40,643.20	0.00	43,769.99	17,835.66	2,266.64	63,872.29
0000322821	*BUS OPERATOR	31,491.20	34,548.80	3,057.60	29,048.48	2,261.38	0.00	31,309.86
0000305808	*JOURNEYMAN SUPPORT EQUIPMENT	43,804.80	43,804.80	0.00	45,979.48	1,555.81	0.00	47,535.29
0000323749	*BUS OPERATOR	31,491.20	34,548.80	3,057.60	21,672.08	2,048.05	371.55	24,091.68
0000303006	*BUS OPERATOR	40,643.20	40,643.20	0.00	43,471.50	13,578.29	3,126.40	60,176.19
0000303118	*BUS OPERATOR	40,643.20	40,643.20	0.00	40,784.01	2,951.88	0.00	43,735.89
0000315061	*BUS OPERATOR	40,643.20	40,643.20	0.00	39,065.56	763.58	0.00	39,829.14
0000304973	*BUS OPERATOR	40,643.20	40,643.20	0.00	26,146.43	216.02	0.00	26,362.45
0000322972	*JOURNEYMAN AUTOMOTIVE TECH	42,390.40	43,804.80	1,414.40	38,780.97	6,309.83	225.00	45,315.80
0000304990	TRANSIT POLICE LIEUTENANT	68,972.80	71,739.20	2,766.40	69,398.40	18,662.72	3,979.56	92,040.68
0000306400	*JOURNEYMAN ET-RAIL CAR MAINT	43,804.80	43,804.80	0.00	46,044.75	78.98	9,491.40	55,615.13
0000302335	*JOURNEYMAN SUPPORT EQUIPMENT	43,804.80	43,804.80	0.00	41,205.05	916.12	0.00	42,121.17
0000302885	*JOURNEYMAN RAIL CAR MECHANIC	43,804.80	43,804.80	0.00	47,226.31	6,412.82	0.00	53,639.13
0000306207	RAIL SERVICES CONTROLLER	58,614.40	58,614.40	0.00	53,203.84	7,129.54	10,257.52	70,590.90
0000302368	*INSPECTOR	43,118.40	43,118.40	0.00	44,290.86	1,290.58	225.00	45,806.44

## MARTOC REPORT

EE NUMBER	TITLE	FY 10	FY 11	DIFFERENCE	REGULAR	OVERTIME	OTHER	TOTAL
		BASE SALARY	BASE SALARY	+/-	EARNINGS	EARNINGS	EARNINGS	EARNINGS
0000318427	TRANSIT POLICE OFFICER SR	43,305.60	45,032.00	1,726.40	45,280.33	6,714.55	3,897.00	55,891.88
0000315408	*SERVICEPERSON IV	34,008.00	34,008.00	0.00	36,335.35	7,271.73	2,648.70	46,255.78
0000305539	*JOURNEYMAN RAIL CAR MECHANIC	43,804.80	43,804.80	0.00	45,793.20	758.16	631.80	47,183.16
0000305671	*JOURNEYMAN TRACK MECHANIC	43,804.80	43,804.80	0.00	48,430.32	7,321.01	225.00	55,976.33
0000303468	*BUS OPERATOR	40,643.20	40,643.20	0.00	44,691.31	11,983.87	1,563.20	58,238.38
0000305134	*BUS OPERATOR	40,643.20	40,643.20	0.00	45,081.96	12,039.20	0.00	57,121.16
0000325941	ARCHITECT IV	62,750.22	62,750.22	0.00	32,393.38	0.00	0.00	32,393.38
0000318796	*BUS OPERATOR	40,643.20	40,643.20	0.00	41,826.86	4,627.58	0.00	46,454.44
0000318196	*BUS OPERATOR	40,643.20	40,643.20	0.00	43,348.04	2,657.90	0.00	46,005.94
0000306504	*BUS OPERATOR	40,643.20	40,643.20	0.00	39,161.77	9,579.19	781.60	49,522.56
0000318197	*BUS OPERATOR	40,643.20	40,643.20	0.00	44,287.65	27,517.60	0.00	71,805.25
0000319727	*BUS OPERATOR (DATE LAST EMPLOYED 13-JUL-11)	40,643.20	40,643.20	0.00	42,778.24	1,871.81	0.00	44,650.05
0000302298	*JOURNEYMAN ET-RAIL CAR MAINT	43,804.80	43,804.80	0.00	44,961.15	1,216.22	3,173.40	49,350.77
0000322743	*RAIL STATION CLEANER	26,894.40	28,412.80	1,518.40	30,012.84	7,512.19	0.00	37,525.03
0000325244	TRANSIT POLICE OFFICER	37,024.00	38,500.80	1,476.80	35,921.58	4,279.93	0.00	40,201.51
0000319320	*BUS OPERATOR	40,643.20	40,643.20	0.00	41,661.70	15,459.13	0.00	57,120.83
0000320036	MGR TELEPHONY OPERATIONS	52,104.00	87,262.24	35,158.24	52,104.00	12,800.66	3,006.00	67,910.66
0000316063	MOBILITY CUSTOMER CARE REP	36,348.00	36,348.00	0.00	29,176.49	6,913.11	5,871.60	41,961.20
0000317214	TRANSIT POLICE OFFICER SR	46,841.60	48,713.60	1,872.00	41,312.62	243.21	1,801.60	43,357.43
0000306279	*JOURNEYMAN ET-RAIL CAR MAINT	43,804.80	43,804.80	0.00	46,775.60	11,882.61	0.00	58,658.21
0000303285	*JOURNEYMAN OVERHAULER	39,603.20	43,804.80	4,201.60	47,187.05	27,781.81	1,405.00	76,373.86
0000315161	*BUS OPERATOR	31,491.20	34,548.80	3,057.60	36,763.93	5,405.06	664.40	42,833.39
0000318203	*BUS OPERATOR (DATE LAST EMPLOYED 21-JAN-11)	40,643.20	40,643.20	0.00	24,775.27	1,063.10	0.00	25,838.37
0000303373	*RAIL OPERATOR	40,643.20	40,643.20	0.00	41,560.27	16,170.18	0.00	57,730.45
0000321635	*RAIL OPERATOR	34,548.80	37,606.40	3,057.60	31,335.55	5,101.60	0.00	36,437.15
0000325456	TRANSIT POLICE OFFICER SR	45,032.00	46,841.60	1,809.60	45,326.80	7,513.18	2,100.05	54,940.03
0000303626	*JOURNEYMAN BODY REPAIR	43,804.80	43,804.80	0.00	46,040.02	5,686.24	225.00	51,951.26
0000302744	SUPV BUS MAINTENANCE	57,200.00	57,200.00	0.00	57,200.00	16,527.50	1,100.00	74,827.50
0000320033	*JOURNEYMAN ET-RAIL CAR MAINT	43,804.80	43,804.80	0.00	45,732.68	9,555.98	225.00	55,513.66
0000305842	ACCOUNTING SPECIALIST I (DATE LAST EMPLOYED 02-AUG-11)	39,058.50	39,058.50	0.00	37,689.34	270.41	716.28	38,676.03
0000306485	ADVERTISING COORDINATOR	63,881.22	63,881.22	0.00	60,916.76	0.00	0.00	60,916.76
0000302764	*JOURNEYMAN SUPPORT EQUIPMENT	43,804.80	43,804.80	0.00	45,635.03	7,926.93	225.00	53,786.96
0000302398	*JOURNEYMAN ET-RAIL CAR MAINT	43,804.80	43,804.80	0.00	45,371.01	4,233.10	225.00	49,829.11
0000302409	*JOURNEYMAN OVERHAULER	43,804.80	43,804.80	0.00	48,064.19	8,853.12	3,685.50	60,602.81

## MARTOC REPORT

EE NUMBER	TITLE	FY 10	FY 11	DIFFERENCE	REGULAR	OVERTIME	OTHER	TOTAL
		BASE SALARY	BASE SALARY	+/-	EARNINGS	EARNINGS	EARNINGS	EARNINGS
0000319667	*BUS OPERATOR	40,643.20	40,643.20	0.00	43,944.74	4,859.99	1,221.25	50,025.98
0000316073	TRANSIT POLICE SERGEANT	56,368.00	58,614.40	2,246.40	59,664.70	13,987.19	0.00	73,651.89
0000302860	*JOURNEYMAN RAIL CAR MECHANIC	41,392.00	43,804.80	2,412.80	39,665.12	3,961.46	225.00	43,851.58
0000304380	*BUS OPERATOR	40,643.20	40,643.20	0.00	42,684.49	3,387.16	0.00	46,071.65
0000303358	*BUS OPERATOR	40,643.20	40,643.20	0.00	43,424.78	14,921.83	0.00	58,346.61
0000321403	INDUSTRIAL SAFETY ENGINEER	71,612.06	71,612.06	0.00	68,858.03	0.00	8,813.14	77,671.17
0000306447	CHF VEHICLE ENGINEERING	92,823.64	92,823.64	0.00	88,539.79	0.00	11,424.26	99,964.05
0000320923	*BUS OPERATOR	34,548.80	37,606.40	3,057.60	38,759.52	1,518.67	0.00	40,278.19
0000321525	SR REDUCED FARE REPRESENTATIVE	28,821.00	28,821.00	0.00	28,761.88	0.00	0.00	28,761.88
0000322673	SUPV RAIL LINE	48,048.00	48,048.00	0.00	48,048.00	3,257.10	0.00	51,305.10
0000304839	*RAIL OPERATOR	40,643.20	40,643.20	0.00	43,221.98	14,403.69	0.00	57,625.67
0000306188	*BUS OPERATOR	40,643.20	40,643.20	0.00	42,926.52	3,705.53	0.00	46,632.05
0000315319	*MOBILITY OPERATOR	30,409.60	30,409.60	0.00	22,197.41	235.79	0.00	22,433.20
0000321772	*BUS OPERATOR	34,548.80	37,606.40	3,057.60	39,836.95	15,450.20	0.00	55,287.15
0000318113	*BUS OPERATOR	40,643.20	40,643.20	0.00	43,424.70	2,085.23	0.00	45,509.93
0000324649	*MOBILITY OPERATOR	23,358.40	24,564.80	1,206.40	24,181.36	1,819.44	0.00	26,000.80
0000304247	TRANSIT POLICE OFFICER SR	54,787.20	54,787.20	0.00	55,241.57	3,536.18	0.00	58,777.75
0000321574	ENVIRONMENTAL SAFETY ENGINEER	71,612.06	71,612.06	0.00	68,859.01	0.00	3,507.17	72,366.18
0000321911	*INSPECTOR	43,118.40	43,118.40	0.00	48,727.90	6,086.96	0.00	54,814.86
0000303891	*BUS OPERATOR	40,643.20	40,643.20	0.00	42,518.60	1,725.29	1,680.44	45,924.33
0000321977	*JOURNEYMAN ET-RAIL CAR MAINT (DATE LAST EMPLOYED 24-NOV-10)	43,804.80	43,804.80	0.00	20,674.91	0.00	2,643.03	23,317.94
0000306387	*JOURNEYMAN ET-RAIL CAR MAINT	43,804.80	43,804.80	0.00	46,316.47	2,922.09	0.00	49,238.56
0000303027	*BUS OPERATOR	40,643.20	40,643.20	0.00	42,453.27	36.95	0.00	42,490.22
0000303408	*MOBILITY OPERATOR	30,409.60	30,409.60	0.00	26,114.28	120.63	0.00	26,234.91
0000303591	*JOURNEYMAN BODY REPAIR	43,804.80	43,804.80	0.00	44,669.26	0.00	0.00	44,669.26
0000303328	MGR OPERATING & CAPITAL BUDGET	86,909.94	93,035.28	6,125.34	84,981.02	0.00	0.00	84,981.02
0000321813	CREDIT COLLEC CLEARHSE ANALYST	51,000.04	51,000.04	0.00	48,842.74	0.00	1,781.08	50,623.82
0000320053	INFORMATION SYSTEMS ANALYST II	68,041.22	68,041.22	0.00	55,819.28	0.00	0.00	55,819.28
0000306702	*RAIL STATION CLEANER	28,412.80	28,412.80	0.00	30,187.65	2,950.56	327.84	33,466.05
0000316178	INFORMATION SYS ANALYST III	70,000.06	70,000.06	0.00	67,308.08	0.00	2,351.29	69,659.37
0000325359	GEN SUPT RAIL CAR MAINTENANCE	84,978.92	84,978.92	0.00	81,710.63	0.00	4,902.67	86,613.30
0000303162	*JOURNEYMAN RAIL CAR MECHANIC	43,804.80	43,804.80	0.00	46,137.43	0.00	5,033.34	51,170.77
0000305373	INSTRUCTOR CAR MAINT ELECT	56,992.00	56,992.00	0.00	54,526.00	616.50	5,699.20	60,841.70
0000306645	TRANSIT POLICE OFFICER SPECIAL	56,971.20	56,971.20	0.00	58,395.49	13,393.78	15,338.40	87,127.67
0000304609	*BUS OPERATOR	40,643.20	40,643.20	0.00	44,555.01	16,461.75	0.00	61,016.76



## MARTOC REPORT

EE NUMBER	TITLE	FY 10	FY 11	DIFFERENCE	REGULAR	OVERTIME	OTHER	TOTAL
		BASE SALARY	BASE SALARY	+/-	EARNINGS	EARNINGS	EARNINGS	EARNINGS
0000321492	*SERVICEPERSON IV	34,008.00	34,008.00	0.00	36,848.54	4,261.28	0.00	41,109.82
0000302820	*JOURNEYMAN ET-RAIL CAR MAINT	43,804.80	43,804.80	0.00	46,090.88	315.90	1,067.40	47,474.18
0000305400	GEN FOREMAN BLDGS & GROUNDS	65,047.32	65,047.32	0.00	62,545.50	0.00	12,842.22	75,387.72
0000303161	OFFICE ADMINISTRATOR II	52,485.42	52,485.42	0.00	50,467.09	0.00	2,018.91	52,486.00
0000315785	TRANSIT POLICE SERGEANT	54,204.80	58,947.20	4,742.40	58,725.89	4,640.77	4,817.80	68,184.46
0000304093	*SERVICEPERSON I	31,824.00	31,824.00	0.00	32,640.31	4,762.19	0.00	37,402.50
0000303035	*BUS OPERATOR	40,643.20	40,643.20	0.00	43,121.97	6,798.61	0.00	49,920.58
0000306177	TRANSIT POLICE OFFICER SPECIAL	54,787.20	56,971.20	2,184.00	54,892.56	5,009.90	0.00	59,902.46
0000303966	*BUS OPERATOR	40,643.20	40,643.20	0.00	39,518.83	2,174.27	0.00	41,693.10
0000305261	HR INFORMATION SYSTEMS ANALYST	50,705.46	50,705.46	0.00	48,716.64	0.00	4,160.45	52,877.09
0000322924	*PT BUS OPERATOR	0.00	0.00	0.00	23,915.90	376.52	2,658.58	26,951.00
0000321910	*INSPECTOR	43,804.80	43,118.40	-686.40	46,217.24	3,887.92	0.00	50,105.16
0000305497	PROJECT ENGINEER	77,457.12	77,457.12	0.00	74,479.11	0.00	8,937.36	83,416.47
0000305656	RAIL SERVICES CONTROLLER (DATE LAST EMPLOYED 24-NOV-10)	57,720.00	57,720.00	0.00	25,530.00	1,248.78	5,180.10	31,958.88
0000321075	*MOBILITY OPERATOR	30,846.40	27,414.40	-3,432.00	28,621.29	3,660.72	208.00	32,490.01
0000304859	*PT BUS OPERATOR	0.00	0.00	0.00	20,116.44	0.00	0.00	20,116.44
0000316800	*MATERIAL CONTROLLER	39,769.60	40,643.20	873.60	42,744.65	3,242.80	1,529.60	47,517.05
0000321944	*JOURNEYMAN ELEC POWER ELECT	43,804.80	43,804.80	0.00	46,929.58	15,815.94	0.00	62,745.52
0000304988	*INSPECTOR	43,118.40	43,118.40	0.00	45,766.71	15,862.69	4,311.84	65,941.24
0000305157	*BUS OPERATOR	40,643.20	40,643.20	0.00	42,033.23	1,528.93	0.00	43,562.16
0000302869	*BUS OPERATOR	40,643.20	40,643.20	0.00	21,988.44	2,559.99	0.00	24,548.43
0000320690	*BUS OPERATOR	40,643.20	40,643.20	0.00	43,514.43	9,638.45	683.90	53,836.78
0000325325	*JOURNEYMAN ET-RADIO MAINT	39,603.20	41,392.00	1,788.80	42,246.88	6,219.56	1,383.54	49,849.98
0000302420	*JOURNEYMAN ET-RAIL CAR MAINT	43,804.80	43,804.80	0.00	46,034.67	31.59	225.00	46,291.26
0000303473	*SERVICEPERSON I (A)	32,281.60	32,281.60	0.00	24,613.49	3,748.08	0.00	28,361.57
0000317433	DATABASE ADMINISTRATOR III	73,924.24	73,924.24	0.00	71,081.32	0.00	0.00	71,081.32
0000319968	*BUS OPERATOR	40,643.20	40,643.20	0.00	42,502.35	2,293.04	0.00	44,795.39
0000303624	*BUS OPERATOR	40,643.20	40,643.20	0.00	44,067.94	17,895.07	1,719.52	63,682.53
0000303944	*MOBILITY OPERATOR	30,409.60	30,409.60	0.00	25,355.98	762.13	233.92	26,352.03
0000307191	CIVIL ENGINEER VI	81,660.80	81,660.80	0.00	78,520.63	0.00	0.00	78,520.63
0000320698	TRANSIT POLICE SERGEANT	46,841.60	52,124.80	5,283.20	49,244.66	9,302.06	1,639.40	60,186.12
0000322855	*JOURNEYMAN ELEC POWER ELECT	42,390.40	43,804.80	1,414.40	46,130.42	11,531.14	225.00	57,886.56
0000302158	*JOURNEYMAN ET-RAIL CAR MAINT	43,804.80	43,804.80	0.00	45,758.35	1,263.60	225.00	47,246.95
0000305481	*SERVICEPERSON I (DATE LAST EMPLOYED 01-MAR-11)	31,824.00	31,824.00	0.00	22,793.80	0.00	0.00	22,793.80

## MARTOC REPORT

EE NUMBER	TITLE	FY 10	FY 11	DIFFERENCE	REGULAR	OVERTIME	OTHER	TOTAL
		BASE SALARY	BASE SALARY	+/-	EARNINGS	EARNINGS	EARNINGS	EARNINGS
0000315409	ELECTRICAL ENGINEER VI	80,205.32	80,205.32	0.00	77,120.66	0.00	5,223.58	82,344.24
0000304325	*JOURNEYMAN SUPPORT EQUIPMENT	43,804.80	43,804.80	0.00	46,382.24	23,921.55	225.00	70,528.79
0000322344	CHF CAPITAL PROGRAMS	80,000.18	80,000.18	0.00	76,923.60	0.00	0.00	76,923.60
0000304082	*JOURNEYMAN SUPPORT EQUIPMENT	43,804.80	43,804.80	0.00	46,537.57	21,702.34	0.00	68,239.91
0000319028	SR TECH PROJECT MANAGER (DATE LAST EMPLOYED 04-MAY-11)	91,500.24	91,500.24	0.00	78,479.12	0.00	7,010.33	85,489.45
0000321021	*BUS OPERATOR	40,643.20	40,643.20	0.00	40,398.38	11,820.89	0.00	52,219.27
0000305855	STRUCTURAL ENGINEER V (DATE LAST EMPLOYED 02-JUL-10)	88,511.80	88,511.80	0.00	25,532.26	0.00	27,302.54	52,834.80
0000303209	*STATION AGENT	37,169.60	37,169.60	0.00	38,981.56	2,640.30	2,144.40	43,766.26
0000317914	TRANSIT POLICE OFFICER SR	50,668.80	52,686.40	2,017.60	51,360.76	31,298.13	2,143.68	84,802.57
0000317403	MGR FINANCIAL SYSTEMS	74,863.36	88,000.12	13,136.76	73,172.71	0.00	4,641.40	77,814.11
0000325498	TRANSIT POLICE OFFICER	35,609.60	40,040.00	4,430.40	31,308.91	5,285.45	0.00	36,594.36
0000321481	*BUS OPERATOR	34,548.80	37,606.40	3,057.60	37,252.25	4,419.62	0.00	41,671.87
0000303697	*STATION AGENT	37,169.60	37,169.60	0.00	39,888.84	11,774.22	0.00	51,663.06
0000321151	MOBILITY CUSTOMER CARE REP (DATE LAST EMPLOYED 11-FEB-11)	36,348.00	36,348.00	0.00	21,878.70	2,201.85	1,750.67	25,831.22
0000302922	*AA INSPECTOR	43,804.80	43,804.80	0.00	40,302.20	7,099.98	0.00	47,402.18
0000306062	*JOURNEYMAN ET-RAIL CAR MAINT	43,804.80	43,804.80	0.00	46,413.40	3,893.54	2,415.24	52,722.18
0000305385	*RAIL OPERATOR	40,643.20	40,643.20	0.00	46,388.88	19,611.20	1,419.78	67,419.86
0000304124	SUPV FARE COLLECTION OPERATION	56,520.88	56,520.88	0.00	54,347.51	1,594.22	652.17	56,593.90
0000320740	*BUS OPERATOR	40,643.20	40,643.20	0.00	38,516.95	7,845.55	879.30	47,241.80
0000320864	*MOBILITY OPERATOR	23,358.40	24,564.80	1,206.40	21,158.36	7,272.70	0.00	28,431.06
0000304937	*BUS OPERATOR	40,643.20	40,643.20	0.00	43,202.78	5,643.49	0.00	48,846.27
0000302139	AUDITOR III	59,741.50	59,741.50	0.00	57,444.14	0.00	5,974.18	63,418.32
0000302622	TRAINING & DEVELOPMENT SPEC	48,429.94	48,429.94	0.00	46,567.44	0.00	3,725.70	50,293.14
0000315982	*BUS OPERATOR	40,643.20	40,643.20	0.00	43,361.19	4,569.89	683.90	48,614.98
0000321575	CUSTOMER CARE FIELD REP	36,348.00	36,348.00	0.00	36,348.00	0.00	745.60	37,093.60
0000305055	FOREMAN CUSTODIAL SERVICES	46,779.20	46,779.20	0.00	45,204.90	1,191.97	4,498.00	50,894.87
0000304957	*JOURNEYMAN RAIL CAR MECHANIC	43,804.80	43,804.80	0.00	46,531.49	4,296.25	225.00	51,052.74
0000303733	*BUS OPERATOR	40,643.20	40,643.20	0.00	43,388.15	15,001.29	455.87	58,845.31
0000303452	*BUS OPERATOR	40,643.20	40,643.20	0.00	42,288.16	1,666.08	0.00	43,954.24
0000320587	*RAIL STATION CLEANER	28,412.80	28,412.80	0.00	26,660.12	793.99	0.00	27,454.11
0000321068	*MOBILITY OPERATOR	24,564.80	26,083.20	1,518.40	25,755.10	2,357.11	0.00	28,112.21
0000303410	*RAIL OPERATOR (DATE LAST EMPLOYED 27-DEC-10)	40,643.20	40,643.20	0.00	24,300.13	3,107.21	0.00	27,407.34
0000302108	*BUS OPERATOR	40,643.20	40,643.20	0.00	43,595.58	11,846.95	0.00	55,442.53
0000317595	*STATION AGENT	37,169.60	37,169.60	0.00	39,288.26	3,886.79	714.80	43,889.85

## MARTOC REPORT

EE NUMBER	TITLE	FY 10	FY 11	DIFFERENCE	REGULAR	OVERTIME	OTHER	TOTAL
		BASE SALARY	BASE SALARY	+/-	EARNINGS	EARNINGS	EARNINGS	EARNINGS
0000303768	*BUS OPERATOR	40,643.20	40,643.20	0.00	43,103.48	7,301.00	482.06	50,886.54
0000305554	*RAIL OPERATOR	40,643.20	40,643.20	0.00	43,312.85	1,781.60	0.00	45,094.45
0000323069	INFORMATION SYS ANALYST III (DATE LAST EMPLOYED 21-JAN-11)	70,000.06	70,000.06	0.00	40,115.54	0.00	5,453.92	45,569.46
0000323172	*BUS OPERATOR	31,491.20	34,548.80	3,057.60	24,261.85	1,631.41	0.00	25,893.26
0000324724	*JOURNEYMAN ET-TRAIN CONTROL	41,080.00	41,392.00	312.00	43,796.62	18,908.68	0.00	62,705.30
0000318682	*BUS OPERATOR	40,643.20	40,643.20	0.00	41,771.48	8,237.46	0.00	50,008.94
0000319726	*BUS OPERATOR	40,643.20	40,643.20	0.00	39,680.35	8,660.07	475.61	48,816.03
0000304345	*INSPECTOR	43,804.80	43,118.40	-686.40	47,719.57	16,759.96	2,007.78	66,487.31
0000319869	*PT BUS OPERATOR	0.00	0.00	0.00	22,498.73	1,373.86	1,310.88	25,183.47
0000302661	*BUS OPERATOR	40,643.20	40,643.20	0.00	43,988.31	26,713.02	1,094.24	71,795.57
0000307077	DIVISION DISPATCHER	40,643.20	48,048.00	7,404.80	48,381.03	1,516.74	3,742.20	53,639.97
0000305907	FIELD INSPECTOR	51,216.56	51,216.56	0.00	49,247.02	13,159.01	8,378.16	70,784.19
0000305348	*BUS OPERATOR	40,643.20	40,643.20	0.00	35,996.17	1,765.72	781.60	38,543.49
0000317671	SUPPORT ANALYST II	46,882.68	46,882.68	0.00	45,079.64	0.00	0.00	45,079.64
0000320827	*RAIL STATION CLEANER	28,412.80	28,412.80	0.00	30,736.73	10,885.32	0.00	41,622.05
0000302364	*INSPECTOR	43,118.40	43,118.40	0.00	46,123.90	11,217.65	225.00	57,566.55
0000305961	*JOURNEYMAN ET-RAIL CAR MAINT	43,804.80	43,804.80	0.00	47,346.84	1,295.19	2,527.20	51,169.23
0000319374	TRANSIT POLICE OFFICER SPECIAL	50,668.80	52,686.40	2,017.60	52,706.56	23,465.18	4,162.32	80,334.06
0000303147	TRANSIT POLICE LIEUTENANT	80,308.80	80,308.80	0.00	79,922.71	10,193.15	3,500.77	93,616.63
0000303929	*JOURNEYMAN PAINTER	43,804.80	43,804.80	0.00	44,724.80	15,937.85	225.00	60,887.65
0000323654	*MOBILITY OPERATOR	23,358.40	24,564.80	1,206.40	24,432.07	1,427.36	0.00	25,859.43
0000319858	*PT MOBILITY OPERATOR	0.00	0.00	0.00	18,259.79	3,577.16	1,032.00	22,868.95
0000323651	*MOBILITY OPERATOR	23,358.40	24,564.80	1,206.40	21,845.74	8,474.60	0.00	30,320.34
0000302519	*BUS OPERATOR	40,643.20	40,643.20	0.00	43,191.02	4,680.91	781.60	48,653.53
0000306598	*BUS OPERATOR	40,643.20	40,643.20	0.00	43,752.00	7,411.45	1,416.65	52,580.10
0000322678	TRANSIT POLICE OFFICER SR	45,032.00	46,841.60	1,809.60	45,953.86	9,184.84	0.00	55,138.70
0000304895	*BUS OPERATOR	40,643.20	40,643.20	0.00	42,715.01	3,704.21	781.60	47,200.82
0000302876	QA ENGINEER	66,780.74	66,780.74	0.00	64,212.51	0.00	2,568.50	66,781.01
0000319245	PROTECTIVE SPEC POLICE CADET	26,561.60	26,561.60	0.00	26,663.76	13,662.35	2,554.00	42,880.11
0000321016	*STUDENT BUS OPERATOR (FT)	26,083.20	28,454.40	2,371.20	20,982.15	25.28	0.00	21,007.43
0000321611	*SERVICEPERSON IV	34,008.00	34,008.00	0.00	37,389.94	7,106.20	0.00	44,496.14
0000304327	TRANSIT POLICE OFFICER SR	54,787.20	54,787.20	0.00	55,906.65	12,742.05	3,160.80	71,809.50
0000324457	CONTRACT SPECIALIST III	73,760.18	73,760.18	0.00	68,857.50	2,292.50	302.62	71,452.62
0000305963	AFFIRM ACT ADMINISTRATOR (DATE LAST EMPLOYED 01-JUL-11)	72,223.06	72,223.06	0.00	41,896.29	0.00	0.00	41,896.29
0000321083	SR OCCUP MED SVCS WELL SPEC	50,900.20	50,900.20	0.00	48,942.92	0.00	685.20	49,628.12

## MARTOC REPORT

EE NUMBER	TITLE	FY 10 BASE SALARY	FY 11 BASE SALARY	DIFFERENCE +/-	REGULAR EARNINGS	OVERTIME EARNINGS	OTHER EARNINGS	TOTAL EARNINGS
0000321073	SYSTEM SAFETY OFFICER (DATE LAST EMPLOYED 28-DEC-10)	62,389.34	62,389.34	0.00	31,914.66	0.00	10,486.04	42,400.70
0000302317	*BUS OPERATOR	40,643.20	40,643.20	0.00	44,353.87	15,687.14	0.00	60,041.01
0000322060	*JOURNEYMAN RAIL CAR MECHANIC	43,804.80	43,804.80	0.00	46,904.62	1,660.52	0.00	48,565.14
0000305955	*BUS OPERATOR	40,643.20	40,643.20	0.00	40,699.94	4,767.97	3,126.40	48,594.31
0000303522	*TRACK WALKER	43,118.40	43,118.40	0.00	34,476.30	1,026.15	0.00	35,502.45
0000306096	HR INFORMATION SYSTEMS SPEC II	40,404.00	40,404.00	0.00	38,850.00	0.00	1,505.52	40,355.52
0000302778	SUPPORT ANALYST II	53,930.76	53,930.76	0.00	51,856.62	0.00	1,392.09	53,248.71
0000302742	*AA INSPECTOR	43,804.80	43,804.80	0.00	48,061.22	9,287.58	0.00	57,348.80
0000305419	*BUS OPERATOR	40,643.20	40,643.20	0.00	42,982.65	8,065.91	1,563.20	52,611.76
0000318012	*RAIL OPERATOR	40,643.20	40,643.20	0.00	43,177.64	6,861.01	156.32	50,194.97
0000303637	*BUS OPERATOR	40,643.20	40,643.20	0.00	43,004.98	5,115.24	0.00	48,120.22
0000324951	*MOBILITY OPERATOR	23,358.40	23,358.40	0.00	20,908.69	3,082.70	0.00	23,991.39
0000320298	MOBILITY CUSTOMER CARE REP	27,414.40	36,348.00	8,933.60	38,807.95	4,965.03	0.00	43,772.98
0000321410	*BUS OPERATOR	34,548.80	37,606.40	3,057.60	39,982.58	14,419.71	0.00	54,402.29
0000307078	*MOBILITY OPERATOR	30,409.60	30,409.60	0.00	31,375.72	1,381.68	0.00	32,757.40
0000303508	MGR HUMAN RESOURCES INFO SYS	75,527.40	75,527.40	0.00	72,622.69	0.00	5,809.80	78,432.49
0000305515	*BUS OPERATOR	40,643.20	40,643.20	0.00	42,043.94	2,129.48	326.71	44,500.13
0000325643	TRANSIT POLICE OFFICER SR	52,686.40	52,686.40	0.00	49,380.84	5,680.32	0.00	55,061.16
0000302522	*BUS OPERATOR	40,643.20	40,643.20	0.00	43,670.46	8,453.41	663.00	52,786.87
0000318891	*SERVICEPERSON IV	34,008.00	34,008.00	0.00	37,156.08	8,559.36	0.00	45,715.44
0000302712	*BUS OPERATOR	40,643.20	40,643.20	0.00	42,196.98	1,121.78	0.00	43,318.76
0000323112	MOBILITY CUSTOMER CARE REP	36,348.00	36,348.00	0.00	35,294.84	6,015.60	1,118.40	42,428.84
0000302221	*BUS OPERATOR	31,491.20	34,548.80	3,057.60	26,397.42	3,877.19	208.08	30,482.69
0000302206	SUPT CONTROL CENTER	58,884.80	68,640.00	9,755.20	61,773.16	7,785.28	7,113.87	76,672.31
0000315157	*BUS OPERATOR	40,643.20	40,643.20	0.00	43,251.47	1,795.03	0.00	45,046.50
0000302575	*JOURNEYMAN ET-HVAC	43,804.80	43,804.80	0.00	46,046.28	260.63	225.00	46,531.91
0000318265	*BUS OPERATOR	40,643.20	40,643.20	0.00	43,643.49	3,221.60	0.00	46,865.09
0000302101	*MATERIAL CONTROLLER	42,369.60	42,369.60	0.00	45,171.82	2,832.57	0.00	48,004.39
0000302603	CHF REPORT TRACK SPEC PROJECTS	84,698.64	84,698.64	0.00	81,443.01	0.00	6,515.28	87,958.29
0000323717	*RAIL STATION CLEANER	31,824.00	28,412.80	-3,411.20	31,225.16	5,093.00	1,092.80	37,410.96
0000303742	*JOURNEYMAN RAIL CAR MECHANIC	43,804.80	43,804.80	0.00	48,109.92	8,671.50	2,527.20	59,308.62
0000302628	*INSPECTOR	43,118.40	43,118.40	0.00	46,315.60	11,318.66	225.00	57,859.26
0000318892	*TRACK MAINTAINER	43,118.40	43,118.40	0.00	27,661.67	1,539.23	0.00	29,200.90
0000304883	*BUS OPERATOR	40,643.20	40,643.20	0.00	42,163.65	5,035.27	1,440.10	48,639.02

## MARTOC REPORT

EE NUMBER	TITLE	FY 10	FY 11	DIFFERENCE	REGULAR	OVERTIME	OTHER	TOTAL
		BASE SALARY	BASE SALARY	+/-	EARNINGS	EARNINGS	EARNINGS	EARNINGS
0000321775	*BUS OPERATOR	34,548.80	37,606.40	3,057.60	38,704.86	18,117.21	867.84	57,689.91
0000307079	*BUS OPERATOR	40,643.20	40,643.20	0.00	47,606.99	25,868.07	0.00	73,475.06
0000304009	*AA INSPECTOR	43,804.80	43,804.80	0.00	49,317.92	17,824.85	3,369.60	70,512.37
0000303520	*AA INSPECTOR	52,104.00	43,804.80	-8,299.20	50,163.93	10,364.99	0.00	60,528.92
0000305265	*SERVICEPERSON I	31,824.00	31,824.00	0.00	23,605.08	1,136.04	0.00	24,741.12
0000303682	*RAIL OPERATOR	40,643.20	40,643.20	0.00	22,640.40	7,755.51	0.00	30,395.91
0000314865	*RAIL STATION CLEANER	28,412.80	28,412.80	0.00	31,038.12	5,337.65	0.00	36,375.77
0000323587	*MOBILITY OPERATOR	23,358.40	24,564.80	1,206.40	23,323.23	6,288.09	179.68	29,791.00
0000306611	*JOURNEYMAN BODY REPAIR	43,804.80	43,804.80	0.00	42,178.15	5,157.10	2,752.20	50,087.45
0000302402	*BUS OPERATOR	40,643.20	40,643.20	0.00	43,068.45	8,689.95	781.60	52,540.00
0000304592	MGR TRAIN CONTROL	90,030.20	90,030.20	0.00	86,567.70	0.00	11,380.83	97,948.53
0000323905	SR EXECUTIVE ADMINISTRATOR	73,760.18	81,136.12	7,375.94	77,568.40	0.00	5,305.07	82,873.47
0000304115	PARKING SERVICES REP	22,483.50	22,483.50	0.00	22,656.76	1,582.59	605.33	24,844.68
0000321940	TRANSIT POLICE OFFICER SR	45,032.00	46,841.60	1,809.60	47,052.68	38,978.79	2,252.00	88,283.47
0000304307	*BUS OPERATOR	40,643.20	40,643.20	0.00	30,583.83	4,008.51	0.00	34,592.34
0000318191	SUPV COMMUNICATIONS	45,635.20	45,635.20	0.00	45,635.24	20,805.80	1,755.20	68,196.24
0000302213	*JOURNEYMAN RAIL CAR MECHANIC	43,804.80	43,804.80	0.00	45,790.79	0.00	0.00	45,790.79
0000302722	*MATERIAL CONTROLLER	41,496.00	42,369.60	873.60	44,997.56	1,599.63	3,259.20	49,856.39
0000304244	SUPV BUS TRANSPORTATION	50,731.20	50,731.20	0.00	50,519.99	243.90	2,195.10	52,958.99
0000306546	QA SPECIALIST	55,244.80	55,244.80	0.00	55,244.98	6,799.36	4,022.97	66,067.31
0000304063	*INSPECTOR	43,118.40	43,118.40	0.00	44,779.18	482.01	0.00	45,261.19
0000305387	*BUS OPERATOR	40,643.20	40,643.20	0.00	43,718.94	20,710.56	1,954.00	66,383.50
0000303442	*BUS OPERATOR	40,643.20	40,643.20	0.00	44,212.67	13,856.16	1,563.20	59,632.03
0000305685	*BUS OPERATOR	40,643.20	40,643.20	0.00	41,932.06	17,885.06	0.00	59,817.12
0000304443	*MOBILITY OPERATOR	23,358.40	24,564.80	1,206.40	23,940.65	683.28	0.00	24,623.93
0000304797	ACCOUNTING SPECIALIST III	45,376.50	45,376.50	0.00	43,689.69	1,221.71	3,961.27	48,872.67
0000302805	*JOURNEYMAN ET-TELEPHONE MAINT	43,804.80	43,804.80	0.00	47,623.29	22,689.62	1,684.80	71,997.71
0000303688	RAIL SERVICES CONTROLLER	58,323.20	58,323.20	0.00	57,201.60	1,605.29	3,364.80	62,171.69
0000322340	*JOURNEYMAN AUTOMOTIVE TECH	43,804.80	43,804.80	0.00	47,038.25	8,284.58	0.00	55,322.83
0000306589	*BUS OPERATOR	40,643.20	40,643.20	0.00	44,340.29	5,040.82	0.00	49,381.11
0000305863	EEO DBE ANALYST	62,288.98	62,288.98	0.00	59,654.00	0.00	3,226.59	62,880.59
0000322546	*BUS OPERATOR	34,548.80	37,606.40	3,057.60	37,858.34	2,969.26	0.00	40,827.60
0000323837	*SERVICEPERSON I (A)	32,281.60	32,281.60	0.00	34,218.86	2,675.91	0.00	36,894.77
0000306473	CONTRACT PROFESSIONAL	0.00	0.00	0.00	93,335.00	2,519.00	0.00	95,854.00
0000321824	*SERVICEPERSON VII GROUNDSKEEPR	32,281.60	32,281.60	0.00	31,653.98	2,071.92	0.00	33,725.90

## MARTOC REPORT

EE NUMBER	TITLE	FY 10	FY 11	DIFFERENCE	REGULAR	OVERTIME	OTHER	TOTAL
		BASE SALARY	BASE SALARY	+/-	EARNINGS	EARNINGS	EARNINGS	EARNINGS
0000305949	*SERVICEPERSON IV	34,008.00	34,008.00	0.00	38,504.31	28,233.98	3,270.00	70,008.29
0000323955	*BUS OPERATOR	31,491.20	34,548.80	3,057.60	22,566.39	3,830.77	0.00	26,397.16
0000304089	MAINTENANCE PLANNER BUS	52,686.40	52,686.40	0.00	52,686.40	3,748.84	0.00	56,435.24
0000306304	INSTRUCTOR TRACK	51,251.20	51,251.20	0.00	49,477.12	665.28	0.00	50,142.40
0000303382	*SERVICEPERSON I	32,281.60	32,281.60	0.00	32,009.45	1,146.54	496.64	33,652.63
0000305956	CONTRACT PROFESSIONAL	0.00	0.00	0.00	48,015.00	352.50	0.00	48,367.50
0000304806	*BUS OPERATOR	40,643.20	40,643.20	0.00	46,326.61	24,210.53	0.00	70,537.14
0000318983	CUSTOMER CARE FIELD REP	36,348.00	36,348.00	0.00	33,720.35	0.00	221.26	33,941.61
0000320396	*JOURNEYMAN ET-TRAIN CONTROL	43,804.80	43,804.80	0.00	46,874.53	18,914.63	0.00	65,789.16
0000321969	SR ROOF INSPECTOR	63,989.90	63,989.90	0.00	60,331.30	0.00	1,197.79	61,529.09
0000305545	*BUS OPERATOR	40,643.20	40,643.20	0.00	40,266.34	8,065.35	3,028.70	51,360.39
0000314812	*BUS OPERATOR	40,643.20	40,643.20	0.00	25,320.62	1,065.13	0.00	26,385.75
0000303141	SR SERVICE PLANNER	71,005.74	71,005.74	0.00	68,275.09	0.00	4,096.49	72,371.58
0000302594	FINANCE ADMINISTRATOR	49,370.62	49,370.62	0.00	47,471.97	0.00	0.00	47,471.97
0000323433	*MOBILITY OPERATOR	23,358.40	24,564.80	1,206.40	24,111.37	1,456.47	94.48	25,662.32
0000322552	*BUS OPERATOR	34,548.80	37,606.40	3,057.60	37,048.30	2,030.22	0.00	39,078.52
0000322974	*JOURNEYMAN AUTOMOTIVE TECH	42,390.40	43,804.80	1,414.40	45,924.07	6,413.36	1,014.75	53,352.18
0000321907	*INSPECTOR	41,392.00	43,118.40	1,726.40	43,950.22	9,696.21	0.00	53,646.43
0000305999	TRANSIT POLICE OFFICER SR	54,787.20	54,787.20	0.00	54,681.84	20,090.85	6,321.60	81,094.29
0000303622	*BUS OPERATOR	40,643.20	40,643.20	0.00	43,541.22	15,858.90	781.60	60,181.72
0000317862	*BUS OPERATOR	40,643.20	40,643.20	0.00	43,539.16	3,725.39	0.00	47,264.55
0000322239	*BUS OPERATOR	34,548.80	37,606.40	3,057.60	37,596.35	4,590.27	0.00	42,186.62
0000320839	MARKETING & SALES ASSOCIATE	50,678.16	50,678.16	0.00	48,729.21	0.00	0.00	48,729.21
0000314410	DIR MOBILITY SERVICES	108,402.32	108,402.32	0.00	104,233.27	0.00	6,392.96	110,626.23
0000320417	*JOURNEYMAN ET-COMPUTER MAINT	43,804.80	43,804.80	0.00	42,336.06	3,530.23	0.00	45,866.29
0000323613	*JOURNEYMAN AUTOMOTIVE TECH	43,804.80	43,804.80	0.00	44,412.42	1,284.82	0.00	45,697.24
0000319668	*BUS OPERATOR	40,643.20	40,643.20	0.00	43,671.04	4,313.36	0.00	47,984.40
0000316065	*SERVICEPERSON I	31,824.00	31,824.00	0.00	24,011.57	1,503.26	0.00	25,514.83
0000323623	*BUS OPERATOR	31,491.20	34,548.80	3,057.60	29,127.85	12,981.72	699.87	42,809.44
0000302693	CLAIMS ADJUSTER II	46,855.12	46,855.12	0.00	41,989.66	0.00	7,388.93	49,378.59
0000306122	*INSPECTOR	43,804.80	43,118.40	-686.40	42,657.58	1,022.35	0.00	43,679.93
0000306123	*RAIL STATION CLEANER	28,412.80	28,412.80	0.00	29,484.59	0.00	0.00	29,484.59
0000322957	DIR REGIONAL SERVICES COORD	82,000.10	82,000.10	0.00	78,510.49	0.00	336.44	78,846.93
0000320935	*MOBILITY OPERATOR	26,083.20	27,414.40	1,331.20	20,875.78	614.52	0.00	21,490.30

## MARTOC REPORT

EE NUMBER	TITLE	FY 10	FY 11	DIFFERENCE	REGULAR	OVERTIME	OTHER	TOTAL
		BASE SALARY	BASE SALARY	+/-	EARNINGS	EARNINGS	EARNINGS	EARNINGS
0000314181	MGR SVC PLANNING & SCHEDULING	87,500.14	87,500.14	0.00	67,308.00	0.00	0.00	67,308.00
0000305623	MEDIA SALES REP	26,773.50	26,773.50	0.00	26,670.78	185.36	1,338.68	28,194.82
0000304972	*BUS OPERATOR	40,643.20	40,643.20	0.00	45,718.44	13,912.43	2,295.95	61,926.82
0000319204	JOC WORK ORDER COORDINATOR	62,062.52	62,062.52	0.00	59,503.13	0.00	0.00	59,503.13
0000305993	TRANSIT POLICE OFFICER SR	54,787.20	54,787.20	0.00	55,116.45	5,738.87	2,107.20	62,962.52
0000304596	SUPV BUS MAINTENANCE	53,830.40	53,830.40	0.00	53,830.40	7,349.92	2,070.40	63,250.72
0000319540	*JOURNEYMAN ET-RADIO MAINT	43,804.80	43,804.80	0.00	45,981.65	3,443.35	225.00	49,650.00
0000303422	*MOBILITY OPERATOR	30,409.60	30,409.60	0.00	24,356.80	6,990.27	0.00	31,347.07
0000304167	RAIL SERVICES CONTROLLER	48,048.00	50,440.00	2,392.00	48,507.60	4,812.28	0.00	53,319.88
0000305151	*MATERIAL CONTROLLER LEAD	43,659.20	43,659.20	0.00	46,326.32	2,133.15	1,679.20	50,138.67
0000302646	*RAIL OPERATOR	40,643.20	40,643.20	0.00	42,566.14	9,082.72	0.00	51,648.86
0000304996	*JOURNEYMAN OVERHAULER	43,804.80	43,804.80	0.00	46,046.32	9,026.86	0.00	55,073.18
0000306099	*JOURNEYMAN AUTOMOTIVE TECH	43,804.80	43,804.80	0.00	46,569.16	12,565.02	1,684.80	60,818.98
0000320317	*FILING CLERK	31,699.20	31,699.20	0.00	33,053.60	371.48	0.00	33,425.08
0000306414	*BUS OPERATOR	40,643.20	40,643.20	0.00	40,551.67	1,519.22	0.00	42,070.89
0000305769	*JOURNEYMAN ET-TRAIN CONTROL	43,804.80	43,804.80	0.00	49,797.83	17,753.67	2,106.00	69,657.50
0000302346	SVC DESK SUPPORT AGENT	41,905.50	41,905.50	0.00	38,676.78	15.75	0.00	38,692.53
0000319874	*MOBILITY OPERATOR (DATE LAST EMPLOYED 10-MAY-11)	27,414.40	28,766.40	1,352.00	22,364.32	563.59	0.00	22,927.91
0000320999	AUDITOR III	63,922.30	63,922.30	0.00	61,464.14	0.00	2,868.32	64,332.46
0000318200	*BUS OPERATOR	40,643.20	40,643.20	0.00	41,257.73	4,677.37	0.00	45,935.10
0000324192	ELEV ESCALATOR SAFE INSPEC II	66,553.50	66,553.50	0.00	63,994.00	8,191.26	6,382.31	78,567.57
0000305171	*MATERIAL CONTROLLER LEAD (DATE LAST EMPLOYED 01-NOV-10)	43,659.20	43,659.20	0.00	17,895.80	55.10	2,996.33	20,947.23
0000323983	TRANSIT POLICE OFFICER SR	38,500.80	41,641.60	3,140.80	41,282.46	14,129.18	0.00	55,411.64
0000306237	*INSPECTOR	39,228.80	40,206.40	977.60	41,000.40	6,128.43	0.00	47,128.83
0000306031	*JOURNEYMAN ELEC POWER ELECT	43,804.80	43,804.80	0.00	46,065.08	884.54	0.00	46,949.62
0000305792	TRANSIT POLICE OFFICER SR	54,787.20	54,787.20	0.00	55,985.67	6,657.49	0.00	62,643.16
0000305677	BUILDING MAINT SPEC II	48,900.80	48,900.80	0.00	47,020.08	0.00	4,137.96	51,158.04
0000306013	*JOURNEYMAN ET-TELEPHONE MAINT	43,804.80	43,804.80	0.00	45,189.78	1,776.96	225.00	47,191.74
0000305270	DISPATCHER MOBILITY	38,126.40	38,126.40	0.00	38,126.53	192.49	458.25	38,777.27
0000303172	TRANSIT POLICE OFFICER SPECIAL	56,971.20	56,971.20	0.00	57,327.30	30,043.61	6,135.36	93,506.27
0000302029	TRANSIT POLICE SERGEANT	63,398.40	65,936.00	2,537.60	64,529.77	30,177.69	0.00	94,707.46
0000305283	*JOURNEYMAN RAIL CAR MECHANIC	43,804.80	43,804.80	0.00	46,624.13	6,341.79	1,657.08	54,623.00
0000323181	CONTRACT PROFESSIONAL	97,500.00	97,500.00	0.00	65,425.00	0.00	0.00	65,425.00
0000324754	IT QUALITY ASSURANCE ENGINEER	63,557.26	73,760.18	10,202.92	63,663.77	0.00	0.00	63,663.77
0000321211	*RAIL STATION CLEANER	28,412.80	28,412.80	0.00	29,299.58	327.84	0.00	29,627.42

## MARTOC REPORT

EE NUMBER	TITLE	FY 10 BASE SALARY	FY 11 BASE SALARY	DIFFERENCE +/-	REGULAR EARNINGS	OVERTIME EARNINGS	OTHER EARNINGS	TOTAL EARNINGS
0000306558	FARE COLLECTION ASST	30,556.50	30,556.50	0.00	31,230.59	4,090.01	1,371.13	36,691.73
0000302872	*JOURNEYMAN RAIL CAR MECHANIC	43,804.80	43,804.80	0.00	47,653.75	16,924.39	225.00	64,803.14
0000313798	CONTRACT PROFESSIONAL	53,625.00	53,625.00	0.00	39,985.00	4,592.50	0.00	44,577.50
0000320370	*SERVICEPERSON VII GROUNDSKEEPR	32,281.60	32,281.60	0.00	33,700.22	2,764.50	155.20	36,619.92
0000322050	CONFIG MGMT SPECIALIST II	37,828.18	44,324.02	6,495.84	39,996.40	0.00	0.00	39,996.40
0000319809	*BUS OPERATOR	40,643.20	40,643.20	0.00	43,069.32	3,723.66	1,563.20	48,356.18
0000325878	CJIT-POLICE DISPATCHER	33,696.00	33,696.00	0.00	23,878.80	6,980.18	0.00	30,858.98
0000304316	RAIL SERVICES CONTROLLER	52,520.00	57,720.00	5,200.00	53,962.25	5,003.29	3,524.00	62,489.54
0000304242	REVENUE OPERATIONS ANALYST II	56,763.20	56,763.20	0.00	54,143.48	0.00	5,894.64	60,038.12
0000303200	*MOBILITY OPERATOR	30,409.60	30,409.60	0.00	29,935.10	8,651.47	0.00	38,586.57
0000323169	*BUS OPERATOR	31,491.20	34,548.80	3,057.60	37,720.54	10,283.75	0.00	48,004.29
0000303208	FOREMAN CUSTODIAL SERVICES	44,324.80	44,324.80	0.00	44,324.80	1,235.98	1,704.80	47,265.58
0000322745	*SERVICEPERSON I (A)	32,281.60	32,281.60	0.00	34,419.54	1,658.70	0.00	36,078.24
0000315251	*BUS OPERATOR	40,643.20	40,643.20	0.00	33,729.11	1,322.83	0.00	35,051.94
0000317857	*JOURNEYMAN ET-TELEPHONE MAINT	43,804.80	43,804.80	0.00	47,451.71	14,468.35	225.00	62,145.06
0000321691	*BUS OPERATOR	34,548.80	37,606.40	3,057.60	38,680.31	18,048.06	0.00	56,728.37
0000303619	DEPARTMENT ADMINISTRATOR	59,478.90	59,478.90	0.00	57,191.57	0.00	5,719.13	62,910.70
0000302674	*BUS OPERATOR	40,643.20	40,643.20	0.00	44,230.96	9,179.76	781.60	54,192.32
0000302080	*JOURNEYMAN ELEC POWER ELECT	43,804.80	43,804.80	0.00	45,145.95	7,718.46	225.00	53,089.41
0000318842	*BUS OPERATOR	40,643.20	40,643.20	0.00	43,572.99	15,907.34	0.00	59,480.33
0000321898	*BUS OPERATOR	34,548.80	37,606.40	3,057.60	39,036.16	3,964.91	180.80	43,181.87
0000324895	OPTICAL NETWORK ENGINEER	81,000.14	81,000.14	0.00	77,884.95	0.00	0.00	77,884.95
0000323711	*BUS OPERATOR	31,491.20	34,548.80	3,057.60	20,090.98	881.17	0.00	20,972.15
0000306032	FOREMAN CUSTODIAL SERVICES	48,172.80	48,172.80	0.00	41,688.00	5,928.96	9,264.00	56,880.96
0000303437	*BUS OPERATOR	40,643.20	40,643.20	0.00	38,003.47	9,510.06	0.00	47,513.53
0000302283	*BUS OPERATOR	40,643.20	40,643.20	0.00	43,192.11	11,603.96	1,328.72	56,124.79
0000322066	*CUSTOMER INFORMATION OPERATOR	30,409.60	31,699.20	1,289.60	32,023.18	926.56	0.00	32,949.74
0000315987	*BUS OPERATOR	40,643.20	40,643.20	0.00	41,423.49	8,344.66	0.00	49,768.15
0000323698	*BUS OPERATOR	31,491.20	34,548.80	3,057.60	20,204.01	2,351.41	0.00	22,555.42
0000315011	SUPV FIELD RESEARCH	0.00	0.00	0.00	24,133.50	4,574.51	0.00	28,708.01
0000319393	*BUS OPERATOR	40,643.20	40,643.20	0.00	42,684.17	4,865.27	0.00	47,549.44
0000305612	*BUS OPERATOR	40,643.20	40,643.20	0.00	41,308.22	3,956.37	0.00	45,264.59
0000305224	ARCHITECT IV	63,617.84	63,617.84	0.00	61,171.32	0.00	1,223.25	62,394.57
0000303775	*BUS OPERATOR	40,643.20	40,643.20	0.00	42,628.44	2,485.56	0.00	45,114.00



## MARTOC REPORT

EE NUMBER	TITLE	FY 10	FY 11	DIFFERENCE	REGULAR	OVERTIME	OTHER	TOTAL
		BASE SALARY	BASE SALARY	+/-	EARNINGS	EARNINGS	EARNINGS	EARNINGS
0000317404	TRANSIT POLICE OFFICER SR	50,668.80	52,686.40	2,017.60	34,224.93	7,819.89	1,013.20	43,058.02
0000320290	*BUS OPERATOR	40,643.20	40,643.20	0.00	42,680.13	2,810.63	0.00	45,490.76
0000304648	TRANSIT POLICE SERGEANT	65,936.00	65,936.00	0.00	67,552.70	42,771.25	5,072.00	115,395.95
0000302639	TRANSIT POLICE OFFICER SR	54,787.20	54,787.20	0.00	55,524.72	35,954.24	5,943.63	97,422.59
0000318797	*BUS OPERATOR	40,643.20	40,643.20	0.00	40,275.49	10,536.78	0.00	50,812.27
0000306014	TRANSIT POLICE SERGEANT	58,614.40	60,964.80	2,350.40	60,927.37	14,960.38	3,517.20	79,404.95
0000305513	DISPATCHER-RAIL TRANSPORTATION	44,616.00	48,048.00	3,432.00	46,158.75	10,097.26	5,859.72	62,115.73
0000324487	STRUCTURAL ENGINEER IV	63,576.76	63,576.76	0.00	61,132.03	0.00	0.00	61,132.03
0000322863	*INSPECTOR	41,267.20	41,392.00	124.80	43,800.44	1,445.65	225.00	45,471.09
0000304223	DIVISION DISPATCHER	49,649.60	49,649.60	0.00	49,458.64	1,347.28	2,864.40	53,670.32
0000303207	SUPV MOBILITY TRANSPORTATION	44,408.00	44,408.00	0.00	44,408.01	3,854.89	2,135.00	50,397.90
0000303011	CONTRACT PROFESSIONAL	0.00	0.00	0.00	52,461.00	10,943.10	0.00	63,404.10
0000309139	*SERVICEPERSON I	30,472.00	31,824.00	1,352.00	27,561.41	1,919.35	366.25	29,847.01
0000302482	*BUS OPERATOR	40,643.20	40,643.20	0.00	42,637.50	3,758.53	0.00	46,396.03
0000322153	*BUS OPERATOR	34,548.80	37,606.40	3,057.60	37,341.36	2,010.11	0.00	39,351.47
0000304833	INSTRUCTOR BUS OPERATIONS	57,761.60	57,761.60	0.00	55,984.32	9,080.80	4,207.16	69,272.28
0000305220	SUPV RAIL LINE	48,048.00	48,048.00	0.00	47,811.23	5,123.65	4,620.00	57,554.88
0000302670	*JOURNEYMAN RAIL CAR MECHANIC	43,804.80	43,804.80	0.00	46,137.43	26,282.98	6,964.20	79,384.61
0000323530	*BUS OPERATOR	31,491.20	34,548.80	3,057.60	31,054.23	5,937.90	0.00	36,992.13
0000305222	*BUS OPERATOR	40,643.20	40,643.20	0.00	43,240.80	4,826.89	0.00	48,067.69
0000302998	*JOURNEYMAN RAIL CAR MECHANIC (DATE LAST EMPLOYED 01-JUL-11)	43,804.80	43,804.80	0.00	44,618.91	0.00	225.00	44,843.91
0000304794	*BUS OPERATOR (DATE LAST EMPLOYED 05-SEP-10)	40,643.20	40,643.20	0.00	12,794.90	11,227.84	0.00	24,022.74
0000302857	SUPV BUS TRANSPORTATION	50,731.20	50,731.20	0.00	50,536.08	1,353.69	2,439.00	54,328.77
0000306482	MOBILITY CUSTOMER CARE REP	36,523.50	36,523.50	0.00	33,944.27	1,397.88	0.00	35,342.15
0000306595	*JOURNEYMAN ET-RAIL CAR MAINT	43,804.80	43,804.80	0.00	43,296.34	126.36	225.00	43,647.70
0000304116	SR ADMINISTRATIVE ASSISTANT	31,512.00	37,752.00	6,240.00	32,364.24	418.14	854.00	33,636.38
0000320441	*MOBILITY OPERATOR	27,414.40	28,766.40	1,352.00	27,971.57	632.85	0.00	28,604.42
0000305223	*BUS OPERATOR	40,643.20	40,643.20	0.00	41,900.54	2,995.84	0.00	44,896.38
0000306024	*BUS OPERATOR	40,643.20	40,643.20	0.00	42,943.50	4,661.88	0.00	47,605.38
0000323603	*BUS OPERATOR	31,491.20	34,548.80	3,057.60	31,490.05	5,881.43	259.92	37,631.40
0000320046	*JOURNEYMAN SUPPORT EQUIPMENT	43,804.80	43,804.80	0.00	46,649.35	6,357.51	225.00	53,231.86
0000304054	*REVENUE AGENT	41,308.80	41,308.80	0.00	43,984.49	4,736.67	2,522.22	51,243.38
0000318263	*BUS OPERATOR	40,643.20	40,643.20	0.00	43,516.76	7,380.09	781.60	51,678.45
0000306636	TRANSIT POLICE OFFICER SPECIAL	56,971.20	56,971.20	0.00	59,244.57	28,163.95	5,751.90	93,160.42
0000323533	*BUS OPERATOR	31,491.20	34,548.80	3,057.60	29,475.72	3,256.34	1,335.99	34,068.05

## MARTOC REPORT

EE NUMBER	TITLE	FY 10 BASE SALARY	FY 11 BASE SALARY	DIFFERENCE +/-	REGULAR EARNINGS	OVERTIME EARNINGS	OTHER EARNINGS	TOTAL EARNINGS
0000302879	*BUS OPERATOR	40,643.20	40,643.20	0.00	40,147.39	10,573.08	781.60	51,502.07
0000320172	SUPV FIELD RESEARCH	0.00	0.00	0.00	27,926.25	6,294.39	0.00	34,220.64
0000315147	*SERVICEPERSON I	30,472.00	31,824.00	1,352.00	33,264.38	681.08	1,198.00	35,143.46
0000320078	*BUS OPERATOR	40,643.20	40,643.20	0.00	37,634.06	6,270.10	0.00	43,904.16
0000320557	SR ADMINISTRATIVE ASSISTANT	31,005.00	37,752.00	6,747.00	30,331.50	83.48	723.45	31,138.43
0000319700	SR ASSOCIATE COUNSEL	94,668.86	94,668.86	0.00	91,028.07	0.00	0.00	91,028.07
0000324047	AGM HUMAN RESOURCES	165,500.14	165,500.14	0.00	159,135.06	0.00	0.00	159,135.06
0000302090	*HOSTLER JUNIOR APPRENTICE	34,008.00	34,008.00	0.00	23,086.35	6,404.15	261.60	29,752.10
0000317514	BUSINESS ANALYST III	74,486.88	74,486.88	0.00	71,622.23	0.00	1,528.00	73,150.23
0000302198	MGR CUSTOMER CARE CENTER	74,447.62	74,447.62	0.00	71,785.60	0.00	3,627.02	75,412.62
0000306560	TRANSIT POLICE OFFICER SPECIAL	56,971.20	56,971.20	0.00	60,258.00	27,342.24	3,834.60	91,434.84
0000325497	TRANSIT POLICE OFFICER	35,609.60	41,641.60	6,032.00	39,815.05	4,600.16	0.00	44,415.21
0000316509	*STATION AGENT	37,169.60	37,169.60	0.00	40,252.00	1,072.20	0.00	41,324.20
0000314979	RAIL SERVICES CONTROLLER	57,720.00	57,720.00	0.00	53,946.00	10,614.45	3,774.00	68,334.45
0000303927	*BUS OPERATOR	40,643.20	40,643.20	0.00	43,796.78	42,085.02	3,908.00	89,789.80
0000303291	*BUS OPERATOR	40,643.20	40,643.20	0.00	38,012.50	8,594.64	0.00	46,607.14
0000326060	BUILDING MAINT SPEC II	48,900.80	48,900.80	0.00	20,858.08	0.00	0.00	20,858.08
0000319412	SR TECHNICAL SERVICES ENGINEER	87,964.24	87,964.24	0.00	84,581.35	0.00	4,956.69	89,538.04
0000325081	*JOURNEYMAN ELEC POWER ELECT (DATE LAST EMPLOYED 26-APR-11)	39,603.20	41,392.00	1,788.80	34,113.75	3,688.75	0.00	37,802.50
0000302107	*RAIL OPERATOR (DATE LAST EMPLOYED 26-DEC-10)	40,643.20	40,643.20	0.00	20,418.47	24.33	0.00	20,442.80
0000322551	*BUS OPERATOR	34,548.80	37,606.40	3,057.60	37,831.69	5,319.71	498.30	43,649.70
0000305818	*JOURNEYMAN ET-RAIL CAR MAINT	43,804.80	43,804.80	0.00	45,968.95	4,043.52	225.00	50,237.47
0000303756	DIR CONTRACTS PROC MATERIALS	103,246.52	103,246.52	0.00	99,275.69	0.00	13,896.47	113,172.16
0000315941	STRATEGIC PLANNER SR (DATE LAST EMPLOYED 24-SEP-10)	73,762.00	73,762.00	0.00	26,951.50	0.00	6,527.19	33,478.69
0000303526	TRANSIT POLICE SERGEANT	60,964.80	63,398.40	2,433.60	64,414.94	19,152.25	4,783.20	88,350.39
0000303531	ACCOUNTANT III	57,910.06	57,910.06	0.00	56,463.42	0.00	5,226.78	61,690.20
0000315524	*SERVICEPERSON II	32,281.60	31,824.00	-457.60	34,075.62	2,221.23	620.80	36,917.65
0000319701	ACCOUNTING SPECIALIST II	36,972.00	36,972.00	0.00	38,913.04	1,609.68	929.04	41,451.76
0000305295	SYSTEM SAFETY OFFICER	60,279.44	60,279.44	0.00	60,279.76	0.00	6,182.52	66,462.28
0000305571	QA ENGINEER	83,179.98	83,179.98	0.00	79,982.64	0.00	0.00	79,982.64
0000320582	*SERVICEPERSON II	31,824.00	31,824.00	0.00	31,959.44	4,182.24	1,568.25	37,709.93
0000302211	ASST SUPT MOBILITY DISPATCH	48,650.16	48,650.16	0.00	46,716.96	0.00	4,304.01	51,020.97
0000303086	*BUS OPERATOR	40,643.20	40,643.20	0.00	36,369.58	748.29	871.88	37,989.75
0000303653	*BUS OPERATOR	40,643.20	40,643.20	0.00	42,880.75	5,182.96	0.00	48,063.71

## MARTOC REPORT

EE NUMBER	TITLE	FY 10	FY 11	DIFFERENCE	REGULAR	OVERTIME	OTHER	TOTAL
		BASE SALARY	BASE SALARY	+/-	EARNINGS	EARNINGS	EARNINGS	EARNINGS
0000303841	*BUS OPERATOR	40,643.20	40,643.20	0.00	42,711.77	9,908.64	0.00	52,620.41
0000304366	*INSPECTOR	43,118.40	43,118.40	0.00	45,731.80	10,424.66	829.20	56,985.66
0000305473	TRANSIT POLICE SERGEANT	60,964.80	63,398.40	2,433.60	63,270.02	30,349.03	4,572.00	98,191.05
0000302873	*BUS OPERATOR	40,643.20	40,643.20	0.00	45,268.44	15,920.15	722.98	61,911.57
0000319450	*SERVICEPERSON IV	34,008.00	34,008.00	0.00	37,152.90	16,149.90	0.00	53,302.80
0000304696	DISPATCHER-RAIL TRANSPORTATION	52,249.60	52,249.60	0.00	52,249.60	17,960.80	6,757.28	76,967.68
0000306017	DIR ADMINISTRATIVE SERVICES	101,576.02	101,576.02	0.00	97,669.46	0.00	0.00	97,669.46
0000303873	*BUS OPERATOR	40,643.20	40,643.20	0.00	43,363.63	11,993.76	781.60	56,138.99
0000321432	GEN SUPT MOBILITY	73,000.20	73,000.20	0.00	66,577.13	0.00	4,984.23	71,561.36
0000306131	EXEC DIR DIVERSITY & EQUAL OPP	112,334.56	112,334.56	0.00	108,014.35	0.00	10,801.43	118,815.78
0000317610	EEO DBE ANALYST	56,008.68	56,008.68	0.00	53,811.68	0.00	0.00	53,811.68
0000302635	*BUS OPERATOR	40,643.20	40,643.20	0.00	42,033.32	2,394.13	0.00	44,427.45
0000306610	*BUS OPERATOR	40,643.20	40,643.20	0.00	42,579.41	1,751.11	156.32	44,486.84
0000326344	GEN SUPT CONTROL CENTER	90,030.20	90,030.20	0.00	24,238.90	0.00	0.00	24,238.90
0000323704	*BUS OPERATOR	31,491.20	34,548.80	3,057.60	20,589.06	1,025.16	0.00	21,614.22
0000320685	*BUS OPERATOR	40,643.20	40,643.20	0.00	43,070.97	4,976.10	0.00	48,047.07
0000321979	*JOURNEYMAN RAIL CAR MECHANIC	43,804.80	43,804.80	0.00	46,150.91	4,991.24	0.00	51,142.15
0000303954	ELEV ESCALATOR SAFE INSPEC II	67,002.00	67,002.00	0.00	64,425.00	876.18	2,577.00	67,878.18
0000302852	SUPV RAIL LINE	40,643.20	48,048.00	7,404.80	46,379.12	13,057.72	4,477.60	63,914.44
0000304709	TRANSIT POLICE SERGEANT	65,936.00	65,936.00	0.00	67,600.25	31,173.83	6,340.00	105,114.08
0000305155	*BUS OPERATOR	40,643.20	40,643.20	0.00	43,273.30	16,550.28	2,970.08	62,793.66
0000316422	*REPROGRAPHICS SPEC I	26,395.20	26,395.20	0.00	20,741.74	0.00	0.00	20,741.74
0000302699	*INSPECTOR	43,118.40	43,118.40	0.00	44,825.58	21,349.95	2,430.15	68,605.68
0000302689	*MOBILITY OPERATOR	30,409.60	30,409.60	0.00	34,466.87	16,995.89	467.84	51,930.60
0000306263	*JOURNEYMAN ELEC POWER ELECT	43,804.80	43,804.80	0.00	44,067.95	157.99	225.00	44,450.94
0000304846	*RAIL STATION CLEANER	28,412.80	28,412.80	0.00	30,767.11	2,786.64	0.00	33,553.75
0000322736	*INSPECTOR	41,267.20	41,392.00	124.80	45,142.28	12,524.21	225.00	57,891.49
0000302964	*BUS OPERATOR	40,643.20	40,643.20	0.00	42,561.52	8,119.63	0.00	50,681.15
0000303013	*RAIL OPERATOR	40,643.20	40,643.20	0.00	43,752.41	25,553.28	937.92	70,243.61
0000324226	CONTRACT PROFESSIONAL	0.00	0.00	0.00	43,641.00	0.00	0.00	43,641.00
0000306348	OFFICE ADMINISTRATOR II	57,317.78	57,317.78	0.00	54,672.65	0.00	6,485.74	61,158.39
0000304069	*TRACK WALKER	43,118.40	43,118.40	0.00	42,421.86	1,966.80	0.00	44,388.66
0000304663	*RAIL OPERATOR	40,643.20	40,643.20	0.00	44,968.24	21,434.89	781.60	67,184.73
0000324396	*JOURNEYMAN ET-TRAIN CONTROL	41,080.00	42,390.40	1,310.40	44,810.90	22,009.53	225.00	67,045.43
0000303055	*JOURNEYMAN SUPPORT EQUIPMENT	43,804.80	43,804.80	0.00	46,469.01	1,421.56	225.00	48,115.57

## MARTOC REPORT

EE NUMBER	TITLE	FY 10	FY 11	DIFFERENCE	REGULAR	OVERTIME	OTHER	TOTAL
		BASE SALARY	BASE SALARY	+/-	EARNINGS	EARNINGS	EARNINGS	EARNINGS
0000305991	*JOURNEYMAN ELEC POWER ELECT	43,804.80	43,804.80	0.00	46,755.99	4,596.40	225.00	51,577.39
0000322806	*BUS OPERATOR	34,548.80	37,606.40	3,057.60	37,640.37	25,140.86	1,162.70	63,943.93
0000320494	RIDESTORE CLERK PT	0.00	0.00	0.00	18,953.28	4,148.78	0.00	23,102.06
0000302776	TRANSIT POLICE SERGEANT	65,936.00	65,936.00	0.00	66,474.90	25,035.16	2,472.60	93,982.66
0000320612	*SERVICEPERSON IV	34,008.00	34,008.00	0.00	35,538.82	3,286.40	0.00	38,825.22
0000306003	*BUS OPERATOR	40,643.20	40,643.20	0.00	43,283.58	1,739.33	159.65	45,182.56
0000306620	TRANSIT POLICE SERGEANT	58,614.40	60,964.80	2,350.40	61,112.27	6,020.50	2,637.90	69,770.67
0000304662	*BUS OPERATOR	40,643.20	40,643.20	0.00	27,402.80	707.32	0.00	28,110.12
0000302532	(DATE LAST EMPLOYED 01-APR-11) *JOURNEYMAN ET-TRAIN CONTROL	43,804.80	43,804.80	0.00	46,771.85	8,892.66	225.00	55,889.51
0000305268	MGR TECHNOLOGY BUS DEVELOP	76,546.08	87,262.24	10,716.16	76,076.15	0.00	5,544.14	81,620.29
0000318545	*TRACK MAINTAINER	43,118.40	43,118.40	0.00	45,249.83	2,922.96	0.00	48,172.79
0000304820	SUPV BUS TRANSPORTATION	51,168.00	51,168.00	0.00	43,455.67	984.00	0.00	44,439.67
0000323633	BUSINESS PROCESS ANALYST	73,256.30	73,256.30	0.00	70,439.00	0.00	4,564.44	75,003.44
0000320553	CJIT-POLICE DISPATCHER	33,696.00	33,696.00	0.00	18,000.21	6,006.98	0.00	24,007.19
0000302856	(DATE LAST EMPLOYED 18-DEC-10) SUPV CUSTOMER INFO CENTR	53,266.20	53,266.20	0.00	53,266.28	0.00	3,455.61	56,721.89
0000320233	DEPUTY CHIEF OF OPERATIONS	99,275.28	99,275.28	0.00	95,457.04	0.00	19,091.40	114,548.44
0000314813	*BUS OPERATOR	40,643.20	40,643.20	0.00	41,996.60	1,425.75	0.00	43,422.35
0000315389	*BUS OPERATOR	40,643.20	40,643.20	0.00	22,059.17	685.88	0.00	22,745.05
0000303661	DISPATCHER RADIO COMMUNICATION	51,168.00	51,168.00	0.00	51,364.80	4,341.90	2,902.80	58,609.50
0000304620	SUPV CAR REPAIR INSPECTION	60,736.00	60,736.00	0.00	60,736.00	1,752.00	6,248.80	68,736.80
0000302539	(DATE LAST EMPLOYED 01-JUL-11) *BUS OPERATOR	40,643.20	40,643.20	0.00	32,385.32	13,240.91	1,563.20	47,189.43
0000302436	*JOURNEYMAN SUPPORT EQUIPMENT	43,804.80	43,804.80	0.00	45,963.69	8,102.86	0.00	54,066.55
0000321024	*BUS OPERATOR	40,643.20	40,643.20	0.00	36,748.21	8,953.72	0.00	45,701.93
0000321028	*BUS OPERATOR	40,643.20	40,643.20	0.00	42,997.24	7,110.70	2,540.20	52,648.14
0000320099	*JOURNEYMAN SUPPORT EQUIPMENT	43,804.80	43,804.80	0.00	46,037.48	1,042.48	225.00	47,304.96
0000303710	SUPV BUS MAINTENANCE	53,497.60	53,497.60	0.00	53,240.40	19,830.12	6,172.80	79,243.32
0000323066	NETWORK OPERATIONS CENTER TECH	57,889.00	57,889.00	0.00	55,662.81	0.00	3,725.69	59,388.50
0000304968	*INSPECTOR	43,118.40	43,118.40	0.00	42,047.12	7,644.84	0.00	49,691.96
0000318400	*SERVICEPERSON IV	32,281.60	34,008.00	1,726.40	34,436.29	4,488.78	0.00	38,925.07
0000303362	*BUS OPERATOR	40,643.20	40,643.20	0.00	42,049.66	17,493.59	0.00	59,543.25
0000302965	SUPV COMMUNICATIONS	47,299.20	47,299.20	0.00	47,011.79	11,724.32	0.00	58,736.11
0000320929	*SERVICEPERSON IV	34,008.00	34,008.00	0.00	36,200.51	3,280.37	130.80	39,611.68
0000306273	*MOBILITY OPERATOR	30,409.60	30,409.60	0.00	31,374.86	131.64	0.00	31,506.50
0000320431	*MOBILITY OPERATOR	27,414.40	28,766.40	1,352.00	26,838.25	677.92	485.56	28,001.73

## MARTOC REPORT

EE NUMBER	TITLE	FY 10 BASE SALARY	FY 11 BASE SALARY	DIFFERENCE +/-	REGULAR EARNINGS	OVERTIME EARNINGS	OTHER EARNINGS	TOTAL EARNINGS
	(DATE LAST EMPLOYED 23-MAY-11)							
0000305648	*BUS OPERATOR	40,643.20	40,643.20	0.00	42,625.58	626.41	0.00	43,251.99
0000305649	GEN SUPT BUS TRANS OPERATIONS	75,289.50	75,289.50	0.00	72,394.06	0.00	7,239.39	79,633.45
0000317637	RECRUITING TECHNICIAN II	39,292.50	39,292.50	0.00	37,781.50	0.00	0.00	37,781.50
0000322665	*BUS OPERATOR	34,548.80	37,606.40	3,057.60	25,497.83	1,514.13	0.00	27,011.96
0000303092	*BUS OPERATOR	40,643.20	40,643.20	0.00	42,527.38	1,168.96	0.00	43,696.34
0000305867	*BUS OPERATOR	40,643.20	40,643.20	0.00	43,196.81	6,595.71	0.00	49,792.52
0000321866	*RAIL STATION CLEANER	28,412.80	28,412.80	0.00	29,733.59	0.00	546.40	30,279.99
0000320451	*RAIL STATION CLEANER	28,412.80	28,412.80	0.00	30,389.27	4,179.96	0.00	34,569.23
0000320450	*RAIL STATION CLEANER	28,412.80	28,412.80	0.00	27,727.37	276.63	0.00	28,004.00
0000321536	*BUS OPERATOR	34,548.80	37,606.40	3,057.60	39,133.26	5,006.64	0.00	44,139.90
0000315071	MOBILITY SYSTEM DATA SPECIALIST	30,654.00	30,654.00	0.00	28,476.78	848.88	0.00	29,325.66
0000320893	*CUSTOMER INFORMATION OPERATOR	31,699.20	31,699.20	0.00	32,935.49	1,560.21	0.00	34,495.70
0000302234	*BUS OPERATOR	40,643.20	40,643.20	0.00	43,035.44	12,302.10	1,563.20	56,900.74
0000320246	ACCOUNTING SYS ADM & PROJ MGR	72,000.24	72,000.24	0.00	69,231.10	0.00	3,600.02	72,831.12
0000302982	*BUS OPERATOR	40,643.20	40,643.20	0.00	23,229.03	6,287.35	0.00	29,516.38
0000304908	(DATE LAST EMPLOYED 01-JAN-11) FOREMAN COMMUNICATION	54,995.20	54,995.20	0.00	54,995.20	1,626.06	0.00	56,621.26
0000303002	*BUS OPERATOR	40,643.20	40,643.20	0.00	43,322.05	18,828.26	4,689.60	66,839.91
0000303737	*RAIL STATION CLEANER	28,412.80	28,412.80	0.00	29,589.98	983.52	0.00	30,573.50
0000304713	*JOURNEYMAN ET-RAIL CAR MAINT	43,804.80	43,804.80	0.00	45,444.74	2,724.66	225.00	48,394.40
0000306141	*REVENUE AGENT	41,308.80	41,308.80	0.00	44,312.51	3,939.78	1,290.90	49,543.19
0000320752	*MOBILITY OPERATOR	24,564.80	26,083.20	1,518.40	23,144.02	2,669.21	0.00	25,813.23
0000304329	AGM CHF POLICE & EMERG MGMT	140,172.50	140,172.50	0.00	134,781.48	0.00	13,478.14	148,259.62
0000305536	*BUS OPERATOR	40,643.20	40,643.20	0.00	42,947.76	6,511.02	0.00	49,458.78
0000304153	*CUSTOMER INFORMATION OPERATOR	31,699.20	31,699.20	0.00	32,742.95	1,520.20	0.00	34,263.15
0000320350	*BUS OPERATOR	40,643.20	40,643.20	0.00	44,839.40	6,529.22	0.00	51,368.62
0000304796	*BUS OPERATOR	40,643.20	40,643.20	0.00	39,209.92	6,501.95	0.00	45,711.87
0000325572	(DATE LAST EMPLOYED 01-MAY-11) LEGAL DEPARTMENT ADMINISTRATOR	62,750.22	62,750.22	0.00	60,317.11	0.00	0.00	60,317.11
0000322487	*SERVICEPERSON I (A)	32,281.60	32,281.60	0.00	33,843.73	855.54	0.00	34,699.27
0000315288	MGR MEDIA SALES	67,716.48	67,716.48	0.00	65,112.22	0.00	0.00	65,112.22
0000306125	DEPARTMENT ADMINISTRATOR	55,580.20	55,580.20	0.00	53,442.98	0.00	6,627.47	60,070.45
0000306512	SR DIR TRANSIT SYSTEM PLANNING	108,892.16	108,892.16	0.00	104,704.28	0.00	14,658.56	119,362.84
0000305774	*JOURNEYMAN RAIL CAR MECHANIC	43,804.80	43,804.80	0.00	45,405.65	2,282.41	2,316.60	50,004.66
0000302192	*BUS OPERATOR	40,643.20	40,643.20	0.00	43,140.57	5,889.36	0.00	49,029.93
0000306654	ACCOUNTING SPECIALIST III	44,128.50	44,128.50	0.00	42,431.50	0.00	0.00	42,431.50

## MARTOC REPORT

EE NUMBER	TITLE	FY 10	FY 11	DIFFERENCE	REGULAR	OVERTIME	OTHER	TOTAL
		BASE SALARY	BASE SALARY	+/-	EARNINGS	EARNINGS	EARNINGS	EARNINGS
0000320742	*BUS OPERATOR	40,643.20	40,643.20	0.00	43,308.65	4,486.01	1,563.20	49,357.86
0000304021	*JOURNEYMAN MACHINIST (DATE LAST EMPLOYED 20-NOV-10)	43,804.80	43,804.80	0.00	23,261.40	3,269.57	0.00	26,530.97
0000324252	DIVERSITY EEO INVESTIGATOR	56,008.68	56,008.68	0.00	53,854.70	0.00	2,154.18	56,008.88
0000304158	CONTRACT PROFESSIONAL	0.00	0.00	0.00	20,475.00	337.50	0.00	20,812.50
0000320833	*BUS OPERATOR	40,643.20	40,643.20	0.00	43,709.87	14,870.85	3,908.00	62,488.72
0000303432	TRANSIT POLICE SERGEANT	65,936.00	65,936.00	0.00	66,316.41	5,159.24	5,325.60	76,801.25
0000303767	ENTERPRISE UNIX SYS ENGINEER	62,204.22	62,204.22	0.00	59,812.00	0.00	7,257.20	67,069.20
0000318147	FIELD INSPECTOR	53,999.98	53,999.98	0.00	50,192.72	4,959.61	0.00	55,152.33
0000320318	*RAIL STATION CLEANER	30,472.00	28,412.80	-2,059.20	30,394.95	393.36	0.00	30,788.31
0000323908	CONTRACT SPECIALIST II	57,888.22	62,751.00	4,862.78	55,662.12	0.00	0.00	55,662.12
0000305375	*BUS OPERATOR	40,643.20	40,643.20	0.00	43,669.24	17,658.82	215.92	61,543.98
0000303501	*INSPECTOR	43,118.40	43,118.40	0.00	42,615.30	3,288.37	225.00	46,128.67
0000303864	*BUS OPERATOR	40,643.20	40,643.20	0.00	43,762.24	21,235.56	1,779.12	66,776.92
0000324360	MGR ELEVATOR/ESCALATOR (DATE LAST EMPLOYED 20-MAY-11)	100,000.16	100,000.16	0.00	89,769.66	0.00	12,489.27	102,258.93
0000323697	*JOURNEYMAN ET-TRAIN CONTROL	41,080.00	42,390.40	1,310.40	40,261.93	21,708.38	0.00	61,970.31
0000320983	*RAIL OPERATOR	40,643.20	40,643.20	0.00	41,875.99	5,266.25	0.00	47,142.24
0000306544	TRANSIT POLICE MAJOR	85,489.56	85,489.56	0.00	82,201.58	0.00	14,796.24	96,997.82
0000315437	*SR TRAFFIC CHECKER	32,427.20	32,427.20	0.00	34,465.78	8,266.81	0.00	42,732.59
0000304415	*STATION AGENT	37,169.60	37,169.60	0.00	38,205.85	10,420.46	142.96	48,769.27
0000318546	*MOBILITY OPERATOR	28,766.40	30,409.60	1,643.20	31,410.39	9,071.23	553.20	41,034.82
0000321030	*BUS OPERATOR	40,643.20	40,643.20	0.00	39,968.43	19,683.62	0.00	59,652.05
0000306762	MGR CONFIGURATION MGMT	84,500.00	89,570.00	5,070.00	84,760.26	0.00	6,889.75	91,650.01
0000304814	*BUS OPERATOR	40,643.20	40,643.20	0.00	43,597.50	6,541.49	1,758.60	51,897.59
0000304615	SR CONFIG MGMT SPECIALIST	60,000.20	60,000.20	0.00	57,692.65	0.00	0.00	57,692.65
0000315278	*BUS OPERATOR	40,643.20	40,643.20	0.00	42,491.16	1,892.05	0.00	44,383.21
0000319183	*TRACK MAINTAINER	41,392.00	43,118.40	1,726.40	44,443.10	728.00	0.00	45,171.10
0000306189	*SECRETARY (N8)	31,699.20	31,699.20	0.00	34,105.16	114.31	400.05	34,619.52
0000302780	ASST SUPT RADIO COMMUNICATION	56,273.10	61,900.54	5,627.44	54,109.07	0.00	4,328.71	58,437.78
0000302605	*MATERIAL CONTROLLER	42,369.60	42,369.60	0.00	45,120.85	3,368.74	2,037.00	50,526.59
0000303556	GEN SUPT RAIL LINE	78,583.70	79,967.94	1,384.24	76,040.67	0.00	7,729.36	83,770.03
0000304248	DISPATCHER RADIO COMMUNICATION	52,312.00	52,312.00	0.00	52,110.81	1,076.43	5,231.20	58,418.44
0000306929	*BUS OPERATOR	40,643.20	40,643.20	0.00	43,270.15	15,304.73	2,344.80	60,919.68
0000306058	FOREMAN TRACK & STRCT	48,921.60	52,104.00	3,182.40	45,544.32	11,806.53	0.00	57,350.85
0000308348	INFORMATION SYS ANALYST III	72,450.30	72,450.30	0.00	69,385.36	0.00	7,244.89	76,630.25
0000303482	JOC WORK ORDER COORDINATOR	63,359.14	63,359.14	0.00	60,922.81	0.00	4,873.80	65,796.61

## MARTOC REPORT

EE NUMBER	TITLE	FY 10 BASE SALARY	FY 11 BASE SALARY	DIFFERENCE +/-	REGULAR EARNINGS	OVERTIME EARNINGS	OTHER EARNINGS	TOTAL EARNINGS
0000302216	*INSPECTOR	43,118.40	43,118.40	0.00	44,674.24	866.66	663.36	46,204.26
0000305787	MGR AUDIT	79,352.00	79,352.00	0.00	68,670.15	0.00	10,682.00	79,352.15
0000304795	*BUS OPERATOR	40,643.20	40,643.20	0.00	43,844.70	8,498.59	3,517.20	55,860.49
0000303633	*BUS OPERATOR	40,643.20	40,643.20	0.00	45,102.65	24,835.11	2,344.80	72,282.56
0000322134	*BUS OPERATOR	34,548.80	37,606.40	3,057.60	37,694.28	5,953.60	0.00	43,647.88
0000315523	*SERVICEPERSON IV	34,008.00	34,008.00	0.00	37,518.94	16,407.43	0.00	53,926.37
0000323242	*BUS OPERATOR	31,491.20	34,548.80	3,057.60	37,095.21	6,330.14	0.00	43,425.35
0000304435	*JOURNEYMAN ELEC POWER ELECT	43,804.80	43,804.80	0.00	43,355.48	3,426.94	0.00	46,782.42
0000304055	*BUS OPERATOR	40,643.20	40,643.20	0.00	29,428.64	0.00	0.00	29,428.64
0000303982	INSTRUCTOR CAR MAINT MECH	48,984.00	48,984.00	0.00	47,100.00	0.00	0.00	47,100.00
0000325243	CJIT-CALL TAKER	29,827.20	29,827.20	0.00	30,293.26	4,553.04	114.72	34,961.02
0000306354	MGR ACCOUNTING	91,598.00	91,598.00	0.00	88,075.15	0.00	13,340.43	101,415.58
0000304867	*JOURNEYMAN BODY REPAIR	43,804.80	43,804.80	0.00	44,639.56	4,106.75	225.00	48,971.31
0000303300	*BUS OPERATOR (DATE LAST EMPLOYED 04-APR-11)	40,643.20	40,643.20	0.00	34,441.36	3,305.66	586.20	38,333.22
0000306386	EXECUTIVE MGR TO BOARD OF DIR	89,453.26	89,453.26	0.00	86,013.01	0.00	7,225.09	93,238.10
0000304640	MGR TRACK & STRCT	82,354.74	82,354.74	0.00	79,187.52	0.00	7,918.62	87,106.14
0000316572	*TRACK WALKER	43,118.40	43,118.40	0.00	45,219.32	497.53	0.00	45,716.85
0000302923	*BUS OPERATOR	40,643.20	40,643.20	0.00	44,509.14	1,245.72	0.00	45,754.86
0000315115	*BUS OPERATOR	40,643.20	40,643.20	0.00	38,854.82	9,056.03	1,563.20	49,474.05
0000317765	*JOURNEYMAN RAIL CAR MECHANIC	43,804.80	43,804.80	0.00	45,687.02	3,996.19	225.00	49,908.21
0000321220	TRANSIT POLICE OFFICER SR	46,841.60	48,713.60	1,872.00	47,590.29	14,714.81	1,982.98	64,288.08
0000319524	SUPV RAIL CAR APPEARANCE	48,048.00	48,048.00	0.00	49,256.63	3,392.93	462.00	53,111.56
0000304536	MGR ROOFING PROGRAM	92,340.82	92,340.82	0.00	88,789.80	0.00	0.00	88,789.80
0000305799	DIR RAIL MAINTENANCE	106,080.26	106,080.26	0.00	102,000.59	0.00	17,544.05	119,544.64
0000305728	*BUS OPERATOR	40,643.20	40,643.20	0.00	43,101.03	4,720.18	0.00	47,821.21
0000321477	*RAIL OPERATOR	34,548.80	37,606.40	3,057.60	39,986.38	6,267.03	2,712.00	48,965.41
0000321426	*BUS OPERATOR	34,548.80	37,606.40	3,057.60	39,973.29	3,294.92	0.00	43,268.21
0000305551	TRANSIT POLICE OFFICER SR	50,668.80	52,686.40	2,017.60	52,437.73	39,527.87	4,052.80	96,018.40
0000306428	TRANSIT POLICE OFFICER SR	54,787.20	54,787.20	0.00	51,560.55	1,197.18	1,464.30	54,222.03
0000321569	TRANSIT POLICE OFFICER SPECIAL	48,713.60	52,686.40	3,972.80	49,915.53	19,257.72	4,684.00	73,857.25
0000304094	SUPT CONTROL CENTER	70,754.58	70,754.58	0.00	69,159.40	0.00	2,993.31	72,152.71
0000315361	*BUS OPERATOR	40,643.20	40,643.20	0.00	46,762.47	20,144.65	3,282.72	70,189.84
0000321374	TRANSIT POLICE OFFICER SR	46,841.60	48,713.60	1,872.00	46,954.20	9,019.26	3,040.20	59,013.66
0000326482	DIR BUS TRANSPORTATION (DATE LAST EMPLOYED 08-JUL-11)	122,271.76	122,271.76	0.00	23,513.92	0.00	0.00	23,513.92

## MARTOC REPORT

EE NUMBER	TITLE	FY 10	FY 11	DIFFERENCE	REGULAR	OVERTIME	OTHER	TOTAL
		BASE SALARY	BASE SALARY	+/-	EARNINGS	EARNINGS	EARNINGS	EARNINGS
0000320498	*HOSTLER JUNIOR APPRENTICE	34,008.00	34,008.00	0.00	36,563.33	4,310.45	0.00	40,873.78
0000316018	*TRACK WALKER	43,118.40	43,118.40	0.00	44,883.60	2,246.66	829.20	47,959.46
0000304633	INSTRUCTOR CAR MAINT MECH	59,488.00	59,488.00	0.00	54,054.00	386.10	5,940.73	60,380.83
0000302849	*BUS OPERATOR	40,643.20	40,643.20	0.00	40,690.66	2,929.90	0.00	43,620.56
0000303156	*BUS OPERATOR	40,643.20	40,643.20	0.00	39,770.31	301.35	0.00	40,071.66
0000319714	*JOURNEYMAN RAIL CAR MECHANIC	43,804.80	43,804.80	0.00	45,739.61	0.00	225.00	45,964.61
0000303937	DISPATCHER RADIO COMMUNICATION	50,731.20	50,731.20	0.00	50,731.20	13,048.70	2,926.80	66,706.70
0000303729	*BUS OPERATOR	40,643.20	40,643.20	0.00	40,942.90	1,974.10	0.00	42,917.00
0000304399	*STATION AGENT	37,169.60	37,169.60	0.00	39,629.39	3,397.58	0.00	43,026.97
0000316068	*SERVICEPERSON I (A)	32,281.60	32,281.60	0.00	33,651.64	2,826.71	0.00	36,478.35
0000305550	SUPV FARE MEDIA ENCODING	55,224.00	55,224.00	0.00	53,100.00	0.00	1,062.00	54,162.00
0000306285	*JOURNEYMAN ET-TRAIN CONTROL (DATE LAST EMPLOYED 01-APR-11)	43,804.80	43,804.80	0.00	47,209.81	4,367.33	225.00	51,802.14
0000324725	*PT BUS OPERATOR	0.00	0.00	0.00	21,417.95	1,076.72	0.00	22,494.67
0000321375	TRANSIT POLICE OFFICER SR	50,668.80	52,686.40	2,017.60	51,862.31	10,466.20	1,948.80	64,277.31
0000322694	*BUS OPERATOR	34,548.80	37,606.40	3,057.60	37,795.57	2,976.90	0.00	40,772.47
0000303623	*BUS OPERATOR	40,643.20	40,643.20	0.00	43,646.93	9,463.42	0.00	53,110.35
0000320421	*BUS OPERATOR	40,643.20	40,643.20	0.00	43,586.31	5,731.70	0.00	49,318.01
0000305925	*JOURNEYMAN RAIL CAR MECHANIC	43,804.80	43,804.80	0.00	46,293.90	6,310.20	898.92	53,503.02
0000304355	*JOURNEYMAN OVERHAULER	43,804.80	43,804.80	0.00	45,454.28	5,923.15	0.00	51,377.43
0000303602	*BUS OPERATOR (DATE LAST EMPLOYED 01-NOV-10)	40,643.20	40,643.20	0.00	16,867.29	4,371.91	2,353.21	23,592.41
0000305793	*INSPECTOR	43,118.40	43,118.40	0.00	46,227.51	21,447.95	225.00	67,900.46
0000303370	*BUS OPERATOR	40,643.20	40,643.20	0.00	42,213.30	809.26	573.31	43,595.87
0000303154	*SERVICEPERSON I	31,824.00	31,824.00	0.00	26,626.60	1,870.44	0.00	28,497.04
0000320158	*MOBILITY OPERATOR	27,414.40	28,766.40	1,352.00	25,984.41	622.40	208.00	26,814.81
0000303875	REDUCED FARE REPRESENTATIVE	24,394.50	24,394.50	0.00	24,372.89	0.00	0.00	24,372.89
0000302448	*INSPECTOR	43,804.80	43,118.40	-686.40	47,335.35	15,566.95	842.40	63,744.70
0000302960	*JOURNEYMAN OVERHAULER	43,804.80	43,804.80	0.00	45,809.24	0.00	0.00	45,809.24
0000303871	*RAIL STATION CLEANER	28,412.80	28,412.80	0.00	29,673.90	983.52	0.00	30,657.42
0000302462	*JOURNEYMAN ET-RADIO MAINT	43,804.80	43,804.80	0.00	47,377.45	3,569.68	737.10	51,684.23
0000324859	*MOBILITY OPERATOR	23,358.40	23,358.40	0.00	21,037.68	1,522.34	0.00	22,560.02
0000323668	*BUS OPERATOR	31,491.20	34,548.80	3,057.60	25,776.69	884.29	0.00	26,660.98
0000316654	*MOBILITY OPERATOR	30,409.60	30,409.60	0.00	32,159.73	531.96	0.00	32,691.69
0000323416	*BUS OPERATOR	31,491.20	34,548.80	3,057.60	36,196.86	7,667.81	0.00	43,864.67
0000302765	*RAIL OPERATOR (DATE LAST EMPLOYED 01-AUG-11)	40,643.20	40,643.20	0.00	30,217.78	4,429.67	0.00	34,647.45



## MARTOC REPORT

EE NUMBER	TITLE	FY 10	FY 11	DIFFERENCE	REGULAR	OVERTIME	OTHER	TOTAL
		BASE SALARY	BASE SALARY	+/-	EARNINGS	EARNINGS	EARNINGS	EARNINGS
0000303876	SUPT BUS TRANSPORTATION	64,793.04	64,793.04	0.00	62,301.21	0.00	4,748.86	67,050.07
0000314299	DGM CHF OPERATIONS OFFICER	231,000.12	231,000.12	0.00	244,115.63	0.00	8,884.62	253,000.25
0000321733	DIR TECH INFRA & OPERATIONS	104,000.00	104,000.00	0.00	100,000.10	0.00	5,013.22	105,013.32
0000306538	*INSPECTOR	43,118.40	43,118.40	0.00	45,786.02	6,453.33	225.00	52,464.35
0000320383	*RAIL STATION CLEANER	28,412.80	28,412.80	0.00	30,183.29	7,371.28	0.00	37,554.57
0000323676	*BUS OPERATOR	31,491.20	34,548.80	3,057.60	27,129.51	3,333.48	670.32	31,133.31
0000315363	TRANSIT POLICE OFFICER SR	54,787.20	54,787.20	0.00	56,617.83	30,778.36	0.00	87,396.19
0000318835	*BUS OPERATOR	40,643.20	40,643.20	0.00	44,106.07	12,736.84	2,735.60	59,578.51
0000306537	SUPV FIELD RESEARCH	0.00	0.00	0.00	28,132.50	6,693.77	0.00	34,826.27
0000306574	ELEV ESCALATOR SAFE INSPEC II	67,002.00	67,002.00	0.00	64,425.00	12,524.22	12,723.51	89,672.73
0000306562	SR FINANCIAL ANALYST	79,009.06	79,009.06	0.00	75,970.58	0.00	8,332.85	84,303.43
0000320966	*SERVICEPERSON I	31,824.00	31,824.00	0.00	28,190.77	734.41	489.60	29,414.78
0000314749	*BUS OPERATOR	40,643.20	40,643.20	0.00	44,682.61	10,680.97	0.00	55,363.58
0000305691	*BUS OPERATOR	31,491.20	34,548.80	3,057.60	32,796.41	4,620.35	0.00	37,416.76
0000302430	OFFICE ADMINISTRATOR II	58,299.28	58,299.28	0.00	56,058.02	0.00	5,591.30	61,649.32
0000305858	*AA INSPECTOR	43,804.80	43,804.80	0.00	45,808.15	1,587.47	0.00	47,395.62
0000302011	*INSPECTOR	43,804.80	43,118.40	-686.40	40,958.99	213.25	390.84	41,563.08
0000302321	SR INFORMATION SYSTEMS ANALYST	74,663.16	74,663.16	0.00	21,242.26	0.00	0.00	21,242.26
0000302326	*JOURNEYMAN ET-RAIL CAR MAINT	43,804.80	43,804.80	0.00	46,283.03	4,904.36	1,067.40	52,254.79
0000305773	*BUS OPERATOR	40,643.20	40,643.20	0.00	42,837.28	4,169.47	0.00	47,006.75
0000302435	*RAIL OPERATOR	40,643.20	40,643.20	0.00	47,309.28	34,983.23	0.00	82,292.51
0000304387	*RAIL OPERATOR (DATE LAST EMPLOYED 25-MAY-11)	40,643.20	40,643.20	0.00	43,169.20	16,933.45	862.89	60,965.54
0000305180	*JOURNEYMAN ET-TELEPHONE MAINT	43,804.80	43,804.80	0.00	45,753.10	3,964.58	225.00	49,942.68
0000302862	SUPV PARKING SERVICES	36,289.50	36,289.50	0.00	36,289.78	455.96	1,395.75	38,141.49
0000303085	*JOURNEYMAN PAINTER	43,804.80	43,804.80	0.00	41,785.23	10,711.60	0.00	52,496.83
0000322685	*CUSTOMER INFORMATION OPERATOR	30,409.60	31,699.20	1,289.60	28,154.68	104.17	0.00	28,258.85
0000304462	*BUS OPERATOR	40,643.20	40,643.20	0.00	44,233.45	12,406.19	0.00	56,639.64
0000318887	*BUS OPERATOR	40,643.20	40,643.20	0.00	41,488.35	4,465.20	0.00	45,953.55
0000304965	MOBILITY SERVICE AGENT	30,868.50	30,868.50	0.00	29,681.50	0.00	620.70	30,302.20
0000303457	MGR TRACK & STRCT	80,739.36	80,739.36	0.00	77,634.04	0.00	6,210.47	83,844.51
0000319297	*BUS OPERATOR (DATE LAST EMPLOYED 26-JUL-11)	40,643.20	40,643.20	0.00	43,436.70	4,056.08	1,563.20	49,055.98
0000319048	*BUS OPERATOR	40,643.20	40,643.20	0.00	43,953.64	13,623.21	2,344.80	59,921.65
0000302040	*JOURNEYMAN RAIL CAR MECHANIC	43,804.80	43,804.80	0.00	46,149.45	4,975.46	225.00	51,349.91
0000305251	*JOURNEYMAN ET-RAIL CAR MAINT	43,804.80	43,804.80	0.00	48,423.28	6,760.28	0.00	55,183.56
0000304897	*JOURNEYMAN RAIL CAR MECHANIC	43,804.80	43,804.80	0.00	46,121.62	2,369.27	225.00	48,715.89

## MARTOC REPORT

EE NUMBER	TITLE	FY 10	FY 11	DIFFERENCE	REGULAR	OVERTIME	OTHER	TOTAL
		BASE SALARY	BASE SALARY	+/-	EARNINGS	EARNINGS	EARNINGS	EARNINGS
0000322486	*RAIL STATION CLEANER	28,412.80	28,412.80	0.00	30,945.94	4,369.51	1,092.80	36,408.25
0000303423	*BUS OPERATOR	40,643.20	40,643.20	0.00	44,258.58	15,473.47	0.00	59,732.05
0000306643	*JOURNEYMAN ET-TELEPHONE MAINT	43,804.80	43,804.80	0.00	44,784.33	1,089.86	1,067.40	46,941.59
0000322059	*JOURNEYMAN ET-RAIL CAR MAINT (DATE LAST EMPLOYED 18-MAR-11)	43,804.80	43,804.80	0.00	37,681.85	884.54	842.40	39,408.79
0000303081	*BUS OPERATOR	40,643.20	40,643.20	0.00	39,013.59	1,244.89	0.00	40,258.48
0000302506	SUPV BUS TRANSPORTATION	50,731.20	50,731.20	0.00	50,731.20	15,329.20	2,926.80	68,987.20
0000315907	*BUS OPERATOR	40,643.20	40,643.20	0.00	43,375.35	8,086.19	1,719.52	53,181.06
0000302151	TRANSIT POLICE SERGEANT	58,614.40	60,964.80	2,350.40	60,838.18	33,509.00	2,254.40	96,601.58
0000306283	*CUSTOMER INFORMATION OPERATOR	31,699.20	31,699.20	0.00	33,449.84	1,645.95	0.00	35,095.79
0000302751	*JOURNEYMAN RAIL CAR MECHANIC	43,804.80	43,804.80	0.00	48,113.89	34,125.19	1,621.62	83,860.70
0000320972	*JOURNEYMAN PAINTER	39,603.20	42,390.40	2,787.20	42,806.59	2,514.10	225.00	45,545.69
0000319453	*SECRETARY (N9)	30,409.60	34,819.20	4,409.60	35,270.29	279.34	0.00	35,549.63
0000318076	SUPT CONTROL CENTER	58,240.00	66,743.04	8,503.04	64,098.75	3,360.00	6,931.30	74,390.05
0000303449	*AA INSPECTOR (DATE LAST EMPLOYED 01-AUG-11)	43,804.80	43,804.80	0.00	46,735.50	10,006.26	0.00	56,741.76
0000315998	SERVICE PLANNER III	48,273.68	57,627.96	9,354.28	48,036.34	0.00	1,743.14	49,779.48
0000303547	*RAIL OPERATOR (DATE LAST EMPLOYED 01-JUL-11)	40,643.20	40,643.20	0.00	43,522.47	16,651.40	0.00	60,173.87
0000305626	MOBILITY SERVICE AGENT (DATE LAST EMPLOYED 01-JUL-11)	30,712.50	30,712.50	0.00	20,311.24	0.00	0.00	20,311.24
0000323605	*MOBILITY OPERATOR	23,358.40	24,564.80	1,206.40	24,120.58	7,027.94	0.00	31,148.52
0000302117	*REVENUE AGENT	41,308.80	41,308.80	0.00	43,888.84	2,859.90	794.40	47,543.14
0000307088	*SERVICEPERSON I (A)	32,281.60	32,281.60	0.00	33,884.54	2,991.48	931.20	37,807.22
0000320424	*BUS OPERATOR	40,643.20	40,643.20	0.00	40,805.04	3,949.62	0.00	44,754.66
0000317931	TRANSIT POLICE OFFICER SPECIAL	50,668.80	54,787.20	4,118.40	48,833.41	8,159.65	2,338.56	59,331.62
0000306339	TRANSIT POLICE LIEUTENANT	80,308.80	80,308.80	0.00	72,200.72	13,774.17	12,741.30	98,716.19
0000318003	*CUSTOMER INFORMATION OPERATOR	31,699.20	31,699.20	0.00	29,365.95	845.82	0.00	30,211.77
0000304256	PURCHASE CARD ADMINISTRATOR	65,624.26	65,624.26	0.00	63,100.58	0.00	2,524.02	65,624.60
0000320442	*MOBILITY OPERATOR	26,083.20	27,414.40	1,331.20	29,184.89	1,580.27	0.00	30,765.16
0000315911	DISPATCHER RADIO COMMUNICATION	40,643.20	48,588.80	7,945.60	44,328.75	1,777.51	0.00	46,106.26
0000302656	*STATION AGENT	37,169.60	37,169.60	0.00	41,459.64	19,996.69	428.88	61,885.21
0000319390	*BUS OPERATOR	40,643.20	40,643.20	0.00	40,296.68	943.89	0.00	41,240.57
0000305535	SUPV POLICE RECORDS	48,942.40	48,942.40	0.00	45,836.50	10,635.65	2,917.72	59,389.87
0000320153	MOBILITY SYSTEM DATA SPECIALIST	29,601.00	29,601.00	0.00	29,805.93	888.06	0.00	30,693.99
0000316115	*JOURNEYMAN ELEC POWER ELECT	43,804.80	43,804.80	0.00	45,696.62	11,490.91	0.00	57,187.53
0000323962	TRANSIT POLICE OFFICER SR	40,040.00	43,305.60	3,265.60	41,818.72	10,947.07	0.00	52,765.79
0000306292	RAIL SERVICES CONTROLLER	57,720.00	57,720.00	0.00	57,692.26	3,030.34	1,110.00	61,832.60

## MARTOC REPORT

EE NUMBER	TITLE	FY 10	FY 11	DIFFERENCE	REGULAR	OVERTIME	OTHER	TOTAL
		BASE SALARY	BASE SALARY	+/-	EARNINGS	EARNINGS	EARNINGS	EARNINGS
0000306439	ACCOUNTING SPECIALIST III	45,415.50	45,415.50	0.00	44,374.71	7,004.59	3,027.70	54,407.00
0000315421	*MOBILITY OPERATOR	28,766.40	30,409.60	1,643.20	30,715.14	7,205.15	701.76	38,622.05
0000323866	*SERVICEPERSON I (A)	32,281.60	32,281.60	0.00	25,825.15	983.58	0.00	26,808.73
0000304628	*JOURNEYMAN ET-TRAIN CONTROL	43,804.80	43,804.80	0.00	46,656.98	2,558.79	0.00	49,215.77
0000306155	FOREMAN COMMUNICATION	58,344.00	58,344.00	0.00	58,344.00	5,315.63	3,366.00	67,025.63
0000321299	*BUS OPERATOR	37,606.40	40,643.20	3,036.80	33,192.89	5,198.98	0.00	38,391.87
0000315253	*BUS OPERATOR	40,643.20	40,643.20	0.00	43,214.29	4,590.97	0.00	47,805.26
0000322691	ASSOCIATE COUNSEL (DATE LAST EMPLOYED 17-JUN-11)	85,000.24	85,000.24	0.00	81,189.11	0.00	0.00	81,189.11
0000305690	*BUS OPERATOR (DATE LAST EMPLOYED 01-JUN-11)	40,643.20	40,643.20	0.00	40,028.45	1,685.36	0.00	41,713.81
0000321796	FINANCIAL ANALYST II	61,981.66	61,981.66	0.00	59,598.12	0.00	1,907.14	61,505.26
0000303632	*JOURNEYMAN ET-LABORATORY	43,804.80	43,804.80	0.00	46,131.52	7,289.41	0.00	53,420.93
0000320479	TRANSIT POLICE OFFICER SR	45,032.00	46,841.60	1,809.60	47,279.77	3,430.50	225.20	50,935.47
0000304296	*BUS OPERATOR	40,643.20	40,643.20	0.00	42,887.09	10,481.61	1,563.20	54,931.90
0000305584	MGR MOBILITY PLNG SCHEDULING (DATE LAST EMPLOYED 01-OCT-10)	73,000.20	73,000.20	0.00	19,373.13	0.00	2,807.70	22,180.83
0000303403	*BUS OPERATOR	40,643.20	40,643.20	0.00	40,207.46	853.28	0.00	41,060.74
0000302553	*RAIL OPERATOR	40,643.20	40,643.20	0.00	43,568.97	15,002.16	0.00	58,571.13
0000305813	SUPT BUS TRANSPORTATION	62,614.50	62,614.50	0.00	60,206.52	0.00	7,399.44	67,605.96
0000305181	DIR FACILITIES & MAINT OF WAY	112,899.02	112,899.02	0.00	108,557.00	0.00	8,684.54	117,241.54
0000303400	*BUS OPERATOR	40,643.20	40,643.20	0.00	39,264.40	282.00	0.00	39,546.40
0000319482	*SERVICEPERSON I	31,824.00	31,824.00	0.00	22,509.01	1,675.35	0.00	24,184.36
0000303088	*SERVICEPERSON IV	43,118.40	34,008.00	-9,110.40	38,527.10	931.96	0.00	39,459.06
0000304527	*STATION AGENT	37,169.60	37,169.60	0.00	40,847.11	23,018.92	1,429.60	65,295.63
0000303149	*BUS OPERATOR	40,643.20	40,643.20	0.00	43,064.84	1,478.16	0.00	44,543.00
0000303972	*REVENUE AGENT	41,308.80	41,308.80	0.00	43,945.10	8,855.17	3,627.83	56,428.10
0000323519	*BUS OPERATOR	31,491.20	34,548.80	3,057.60	22,923.00	7,585.80	0.00	30,508.80
0000305761	*BUS OPERATOR	40,643.20	40,643.20	0.00	43,873.59	4,518.27	0.00	48,391.86
0000306171	DIVISION DISPATCHER	48,588.80	48,588.80	0.00	48,588.80	5,769.92	1,331.52	55,690.24
0000306691	*BUS OPERATOR	40,643.20	40,643.20	0.00	42,708.90	2,573.81	0.00	45,282.71
0000302403	SUPV CAR REPAIR INSPECTION	56,659.20	56,659.20	0.00	56,659.20	21,819.24	3,268.80	81,747.24
0000302657	*CUSTOMER INFORMATION OPERATOR	31,699.20	31,699.20	0.00	32,813.57	3,634.77	1,828.80	38,277.14
0000322373	*BUS OPERATOR	34,548.80	37,606.40	3,057.60	38,621.49	5,146.35	664.40	44,432.24
0000317664	TRANSIT POLICE OFFICER SR	50,668.80	52,686.40	2,017.60	51,648.11	7,910.05	0.00	59,558.16
0000302263	TRANSIT POLICE SERGEANT	60,964.80	63,398.40	2,433.60	63,436.09	9,991.69	0.00	73,427.78
0000302348	*BUS OPERATOR	40,643.20	40,643.20	0.00	31,998.33	8,856.11	0.00	40,854.44

## MARTOC REPORT

EE NUMBER	TITLE	FY 10	FY 11	DIFFERENCE	REGULAR	OVERTIME	OTHER	TOTAL
		BASE SALARY	BASE SALARY	+/-	EARNINGS	EARNINGS	EARNINGS	EARNINGS
0000324753	IT QUALITY ASSURANCE ENGINEER	76,000.08	76,000.08	0.00	73,077.15	0.00	0.00	73,077.15
0000319026	PARALEGAL	41,281.50	41,281.50	0.00	39,694.00	0.00	0.00	39,694.00
0000303445	SUPPORT ANALYST II	62,844.34	57,131.10	-5,713.24	58,779.37	0.00	6,921.68	65,701.05
0000320504	SUPV FIELD RESEARCH	0.00	0.00	0.00	22,327.75	953.27	0.00	23,281.02
0000321904	*RAIL OPERATOR	34,548.80	37,606.40	3,057.60	29,305.66	10,355.44	0.00	39,661.10
0000304661	*BUS OPERATOR	40,643.20	40,643.20	0.00	44,049.36	8,813.06	468.96	53,331.38
0000305859	*STATION AGENT	37,169.60	37,169.60	0.00	39,919.76	16,545.43	0.00	56,465.19
0000303507	PURCHASING AGENT III	44,324.02	44,324.02	0.00	42,619.43	0.00	3,239.08	45,858.51
0000304187	INSTRUCTOR CAR MAINT ELECT	56,700.80	56,700.80	0.00	54,520.00	0.00	5,670.08	60,190.08
0000304249	*STATION AGENT	37,169.60	37,169.60	0.00	40,174.39	4,315.63	1,429.60	45,919.62
0000319316	TRANSIT POLICE OFFICER SPECIAL	48,713.60	52,686.40	3,972.80	51,566.47	11,368.99	2,965.10	65,900.56
0000318741	*BUS OPERATOR	34,548.80	37,606.40	3,057.60	39,150.05	7,323.62	0.00	46,473.67
0000315274	*BUS OPERATOR	40,643.20	40,643.20	0.00	44,005.49	15,989.08	1,563.20	61,557.77
0000305277	*JOURNEYMAN ET-RAIL CAR MAINT	43,804.80	43,804.80	0.00	46,321.22	3,427.54	0.00	49,748.76
0000302841	*AA INSPECTOR	43,804.80	43,804.80	0.00	45,637.15	1,287.30	225.00	47,149.45
0000305736	*BUS OPERATOR	40,643.20	40,643.20	0.00	32,308.01	312.76	97.70	32,718.47
0000306435	MAINTENANCE PLANNER BUS	52,686.40	52,686.40	0.00	52,686.40	747.26	0.00	53,433.66
0000315786	*CUSTOMER INFORMATION OPERATOR	31,699.20	31,699.20	0.00	31,721.12	483.50	0.00	32,204.62
0000320031	*JOURNEYMAN ET-TELEPHONE MAINT	43,804.80	43,804.80	0.00	45,816.28	1,453.16	225.00	47,494.44
0000322495	*CUSTOMER INFORMATION OPERATOR	31,699.20	31,699.20	0.00	33,221.24	165.74	0.00	33,386.98
0000320666	*JOURNEYMAN SUPPORT EQUIPMENT	43,804.80	43,804.80	0.00	46,565.33	7,155.15	0.00	53,720.48
0000303670	*BUS OPERATOR	40,643.20	40,643.20	0.00	41,907.72	2,881.84	1,563.20	46,352.76
0000302311	*TRACK MAINTAINER	43,118.40	43,118.40	0.00	42,964.80	1,360.46	0.00	44,325.26
0000302743	*BUS OPERATOR	40,643.20	40,643.20	0.00	39,667.84	24,678.25	879.30	65,225.39
0000307092	*MOBILITY OPERATOR	30,409.60	30,409.60	0.00	28,930.53	3,437.58	0.00	32,368.11
0000303573	RAIL SERVICES CONTROLLER	57,720.00	57,720.00	0.00	56,674.63	317.75	0.00	56,992.38
0000320656	*BUS OPERATOR	40,643.20	40,643.20	0.00	43,775.34	4,119.10	0.00	47,894.44
0000305705	*INSPECTOR	43,118.40	43,118.40	0.00	46,087.57	11,917.34	556.68	58,561.59
0000302146	SUPT BUS COMMUNICATIONS CENTER	69,235.40	69,235.40	0.00	66,572.59	0.00	5,325.80	71,898.39
0000315283	*JOURNEYMAN ET-RADIO MAINT	41,392.00	43,804.80	2,412.80	44,381.41	4,382.87	225.00	48,989.28
0000321609	*BUS OPERATOR	34,548.80	37,606.40	3,057.60	39,240.41	9,533.22	0.00	48,773.63
0000303731	GEN SUPT BUS MAINT	65,898.56	75,289.50	9,390.94	68,782.09	0.00	0.00	68,782.09
0000306979	TRANSIT POLICE OFFICER SR	54,787.20	54,787.20	0.00	58,329.93	21,523.12	0.00	79,853.05
0000303150	SUPV CAR REPAIR INSPECTION	53,830.40	53,830.40	0.00	53,830.40	9,692.06	5,176.00	68,698.46
0000304645	PARALEGAL	44,577.00	44,577.00	0.00	41,399.46	0.00	2,571.75	43,971.21

## MARTOC REPORT

EE NUMBER	TITLE	FY 10	FY 11	DIFFERENCE	REGULAR	OVERTIME	OTHER	TOTAL
		BASE SALARY	BASE SALARY	+/-	EARNINGS	EARNINGS	EARNINGS	EARNINGS
0000306076	*RAIL OPERATOR	40,643.20	40,643.20	0.00	44,932.93	11,159.03	0.00	56,091.96
0000316718	*RAIL OPERATOR	40,643.20	40,643.20	0.00	39,282.67	10,232.28	664.36	50,179.31
0000304130	*JOURNEYMAN BODY REPAIR	43,804.80	43,804.80	0.00	45,843.46	0.00	1,684.80	47,528.26
0000305386	*BUS OPERATOR (DATE LAST EMPLOYED 01-MAY-11)	40,643.20	40,643.20	0.00	37,496.53	24,919.79	1,954.00	64,370.32
0000304987	*BUS OPERATOR	40,643.20	40,643.20	0.00	42,076.12	4,505.36	0.00	46,581.48
0000303662	*JOURNEYMAN RAIL CAR MECHANIC	43,804.80	43,804.80	0.00	46,337.51	3,322.65	1,909.80	51,569.96
0000302524	BUSINESS ANALYST III	74,486.88	74,486.88	0.00	71,622.06	0.00	10,027.08	81,649.14
0000306637	*JOURNEYMAN ET-RADIO MAINT	43,804.80	43,804.80	0.00	47,618.09	2,290.32	225.00	50,133.41
0000320578	*MOBILITY OPERATOR	27,414.40	28,766.40	1,352.00	32,497.00	9,563.85	0.00	42,060.85
0000320238	*JOURNEYMAN ET-RADIO MAINT	43,804.80	43,804.80	0.00	48,227.64	4,090.93	1,582.87	53,901.44
0000302757	INSTRUCTOR PERSONAL COMPUTERS (DATE LAST EMPLOYED 01-JAN-11)	50,964.94	50,964.94	0.00	24,502.48	0.00	3,868.12	28,370.60
0000302589	SUPT REVENUE COLLECTIONS	81,529.50	81,529.50	0.00	78,080.50	0.00	3,449.34	81,529.84
0000306190	FARE COLLECTION PROCESSOR	28,918.50	28,918.50	0.00	29,311.78	3,286.80	2,335.74	34,934.32
0000314914	SUPV RAIL LINE	48,055.49	48,055.49	0.00	46,198.36	6,416.97	0.00	52,615.33
0000320920	*JOURNEYMAN ET-TRAIN CONTROL	42,390.40	43,804.80	1,414.40	46,092.22	15,068.17	225.00	61,385.39
0000320499	*TRACK WALKER	41,662.40	43,118.40	1,456.00	45,067.36	1,119.20	1,001.50	47,188.06
0000304577	*CUSTOMER INFO REPRESENTATIVE	31,699.20	31,699.20	0.00	33,090.34	2,919.25	0.00	36,009.59
0000305826	ADMINISTRATOR - WARRANTIES	73,299.98	73,299.98	0.00	65,688.30	0.00	11,276.93	76,965.23
0000303903	*STATION AGENT	37,169.60	37,169.60	0.00	39,901.87	9,314.84	714.80	49,931.51
0000320692	*SERVICEPERSON IV	32,281.60	34,008.00	1,726.40	34,887.10	8,682.86	853.60	44,423.56
0000305886	*JOURNEYMAN RAIL CAR MECHANIC	43,804.80	43,804.80	0.00	44,953.81	2,108.64	225.00	47,287.45
0000304526	REVENUE FORECASTING ANALYST	80,217.28	80,217.28	0.00	76,207.40	0.00	6,170.58	82,377.98
0000320356	*RAIL STATION CLEANER	28,412.80	28,412.80	0.00	30,279.99	3,165.71	0.00	33,445.70
0000306548	AE CONTRACTS ENGINEER VI	80,208.44	80,208.44	0.00	77,126.61	0.00	1,542.47	78,669.08
0000318116	*BUS OPERATOR	40,643.20	40,643.20	0.00	43,839.61	6,881.27	1,172.40	51,893.28
0000303906	*BUS OPERATOR	40,643.20	40,643.20	0.00	42,340.53	1,054.63	314.01	43,709.17
0000325165	CONTRACT PROFESSIONAL	117,000.00	117,000.00	0.00	26,550.00	0.00	0.00	26,550.00
0000321993	MOBILITY CUSTOMER CARE REP	36,348.00	36,348.00	0.00	35,732.88	9,453.29	2,097.00	47,283.17
0000302511	*JOURNEYMAN RAIL CAR MECHANIC	43,804.80	43,804.80	0.00	47,574.79	24,150.69	1,368.90	73,094.38
0000306517	SR ADMINISTRATIVE ASSISTANT	32,545.50	37,752.00	5,206.50	30,793.76	375.53	2,432.54	33,601.83
0000321623	RAIL SERVICES CONTROLLER	57,720.00	57,720.00	0.00	57,720.00	3,302.25	2,220.00	63,242.25
0000304915	RETIREMENT BENEFITS SPECIALIST	45,540.30	45,540.30	0.00	43,789.18	0.00	2,082.25	45,871.43
0000318805	TRANSIT POLICE OFFICER SR	45,032.00	46,841.60	1,809.60	46,750.29	19,086.11	2,927.60	68,764.00
0000305511	*JOURNEYMAN OVERHAULER	43,804.80	43,804.80	0.00	46,286.82	5,978.43	0.00	52,265.25

## MARTOC REPORT

EE NUMBER	TITLE	FY 10	FY 11	DIFFERENCE	REGULAR	OVERTIME	OTHER	TOTAL
		BASE SALARY	BASE SALARY	+/-	EARNINGS	EARNINGS	EARNINGS	EARNINGS
0000319395	TRANSIT POLICE OFFICER SR	48,713.60	50,668.80	1,955.20	49,231.40	6,248.73	0.00	55,480.13
0000318803	TRANSIT POLICE OFFICER SR	45,032.00	46,841.60	1,809.60	46,604.46	4,648.37	0.00	51,252.83
0000323867	*JOURNEYMAN AUTOMOTIVE TECH	41,392.00	43,804.80	2,412.80	45,069.10	7,818.85	1,630.40	54,518.35
0000303287	SUPV RAIL LINE (DATE LAST EMPLOYED 01-MAY-11)	52,790.40	52,790.40	0.00	44,415.00	7,715.52	6,852.60	58,983.12
0000317355	WEB DEVELOPER III	63,557.26	73,760.18	10,202.92	63,859.97	0.00	0.00	63,859.97
0000323602	*BUS OPERATOR	31,491.20	34,548.80	3,057.60	28,843.44	4,033.16	703.29	33,579.89
0000317445	TRANSIT POLICE OFFICER SR	50,668.80	52,686.40	2,017.60	52,464.44	23,209.28	3,955.80	79,629.52
0000302592	*INSPECTOR	43,118.40	43,118.40	0.00	48,216.33	9,149.85	3,334.50	60,700.68
0000303181	*JOURNEYMAN RAIL CAR MECHANIC	43,804.80	43,804.80	0.00	46,189.56	9,548.14	1,684.80	57,422.50
0000305159	SUPV RAIL YARD TOWER	53,248.00	53,248.00	0.00	52,224.00	2,297.60	0.00	54,521.60
0000324715	*PT BUS OPERATOR	0.00	0.00	0.00	19,824.27	470.75	0.00	20,295.02
0000304485	*STATION AGENT	37,169.60	37,169.60	0.00	41,257.91	19,775.54	2,591.15	63,624.60
0000315310	*SERVICEPERSON I (A)	32,281.60	32,281.60	0.00	33,872.62	477.24	0.00	34,349.86
0000305197	*BUS OPERATOR	40,643.20	40,643.20	0.00	35,272.36	8,311.28	0.00	43,583.64
0000323004	NETWORK OPERATIONS CENTER TECH	41,905.50	57,889.00	15,983.50	41,839.71	0.00	805.88	42,645.59
0000323164	*BUS OPERATOR	31,491.20	34,548.80	3,057.60	26,108.17	1,170.73	0.00	27,278.90
0000320214	*SERVICEPERSON I	31,824.00	31,824.00	0.00	32,441.38	378.68	0.00	32,820.06
0000305852	FACILITIES & MOVING COORD	40,404.00	40,404.00	0.00	38,912.16	0.00	3,108.00	42,020.16
0000319876	*MOBILITY OPERATOR	27,414.40	28,766.40	1,352.00	27,048.55	12,806.75	0.00	39,855.30
0000304601	TRANSIT POLICE MAJOR	83,500.04	83,500.04	0.00	80,288.66	0.00	12,632.06	92,920.72
0000321905	*PT BUS OPERATOR	0.00	0.00	0.00	23,254.63	1,583.87	0.00	24,838.50
0000305644	*JOURNEYMAN ET-TRAIN CONTROL	43,804.80	43,804.80	0.00	46,594.64	11,620.46	1,895.40	60,110.50
0000304642	*SERVICEPERSON I	31,824.00	31,824.00	0.00	38,410.24	13,874.58	1,224.00	53,508.82
0000305860	*BUS OPERATOR	40,643.20	40,643.20	0.00	40,886.04	8,988.04	1,954.00	51,828.08
0000322374	*BUS OPERATOR	34,548.80	37,606.40	3,057.60	34,599.41	2,760.90	0.00	37,360.31
0000306492	GEN SUPT BUS MAINT BSN SYS	70,955.04	79,968.20	9,013.16	70,253.22	0.00	1,364.52	71,617.74
0000322983	*INSPECTOR	41,267.20	41,392.00	124.80	44,385.13	5,147.79	225.00	49,757.92
0000306114	*JOURNEYMAN ET-RAIL CAR MAINT	43,804.80	43,804.80	0.00	46,348.03	8,379.29	4,184.28	58,911.60
0000305814	*STATION AGENT	37,169.60	37,169.60	0.00	39,865.71	10,011.71	0.00	49,877.42
0000303186	*BUS OPERATOR	40,643.20	40,643.20	0.00	42,731.51	10,182.72	5,471.20	58,385.43
0000302293	GEN FOREMAN COMM TELEPHONE	66,579.24	66,579.24	0.00	64,018.80	0.00	2,560.77	66,579.57
0000320025	TRANSIT POLICE OFFICER SR	48,713.60	50,668.80	1,955.20	48,936.10	13,358.21	1,264.68	63,558.99
0000306093	SR PROG MGR CAP OPER MAINT	96,995.86	96,995.86	0.00	93,265.86	0.00	7,834.20	101,100.06
0000302361	*BUS OPERATOR	40,643.20	40,643.20	0.00	43,250.11	4,620.53	781.60	48,652.24
0000305100	ELECTRICAL ENGINEER VI	81,003.78	81,003.78	0.00	77,267.05	0.00	623.10	77,890.15

## MARTOC REPORT

EE NUMBER	TITLE	FY 10 BASE SALARY	FY 11 BASE SALARY	DIFFERENCE +/-	REGULAR EARNINGS	OVERTIME EARNINGS	OTHER EARNINGS	TOTAL EARNINGS
0000320359	*RAIL STATION CLEANER	28,412.80	28,412.80	0.00	29,823.49	4,559.04	0.00	34,382.53
0000304544	*BUS OPERATOR	40,643.20	40,643.20	0.00	39,899.17	6,250.16	0.00	46,149.33
0000302944	SUPV BUS MAINTENANCE	57,491.20	57,491.20	0.00	57,491.20	7,241.68	6,633.60	71,366.48
0000321601	*SERVICEPERSON I	31,824.00	31,824.00	0.00	33,838.19	1,399.96	0.00	35,238.15
0000304039	*SERVICEPERSON I	31,824.00	31,824.00	0.00	33,707.49	5,066.25	0.00	38,773.74
0000320320	*RAIL STATION CLEANER	28,412.80	28,412.80	0.00	31,154.23	2,458.80	0.00	33,613.03
0000302149	*JOURNEYMAN RAIL CAR MECHANIC	43,804.80	43,804.80	0.00	46,603.37	26,164.53	2,316.60	75,084.50
0000324935	*JOURNEYMAN ET-RADIO MAINT	41,080.00	41,392.00	312.00	42,467.40	15,509.04	0.00	57,976.44
0000302375	TRANSIT POLICE OFFICER SR	54,787.20	54,787.20	0.00	54,826.71	2,587.94	8,165.40	65,580.05
0000316576	*MOBILITY OPERATOR	30,409.60	30,409.60	0.00	34,908.31	9,556.17	1,900.60	46,365.08
0000302612	*BUS OPERATOR	40,643.20	40,643.20	0.00	34,401.13	3,106.06	0.00	37,507.19
0000302058	*BUS OPERATOR	40,643.20	40,643.20	0.00	43,962.44	3,230.07	0.00	47,192.51
0000302732	TRANSIT POLICE SERGEANT	60,964.80	63,398.40	2,433.60	61,644.23	6,470.36	2,344.80	70,459.39
0000305380	*JOURNEYMAN RAIL CAR MECHANIC (DATE LAST EMPLOYED 01-JUN-11)	43,804.80	43,804.80	0.00	49,484.97	4,635.87	225.00	54,345.84
0000304950	*JOURNEYMAN RAIL CAR MECHANIC	43,804.80	43,804.80	0.00	45,907.81	126.36	842.40	46,876.57
0000307095	*MOBILITY OPERATOR	30,409.60	30,409.60	0.00	28,914.98	696.29	0.00	29,611.27
0000321123	CHF ESTIMATOR	83,495.10	83,495.10	0.00	80,285.09	0.00	0.00	80,285.09
0000306353	*BUS OPERATOR	40,643.20	40,643.20	0.00	42,334.84	1,358.86	0.00	43,693.70
0000304984	*SERVICEPERSON I	31,824.00	31,824.00	0.00	35,959.83	6,074.66	0.00	42,034.49
0000304352	*MOBILITY OPERATOR	30,409.60	30,409.60	0.00	20,089.08	646.98	969.75	21,705.81
0000312700	AGM TECHNOLOGY	140,172.50	140,172.50	0.00	134,781.46	0.00	8,266.59	143,048.05
0000316333	*BUS OPERATOR	40,643.20	40,643.20	0.00	43,483.79	6,921.69	0.00	50,405.48
0000324614	JR ASSOCIATE COUNSEL	68,041.22	68,041.22	0.00	45,160.96	980.10	0.00	46,141.06
0000303326	CONTRACT PROFESSIONAL	0.00	0.00	0.00	50,625.00	4,441.50	0.00	55,066.50
0000319729	*BUS OPERATOR	40,643.20	40,643.20	0.00	44,753.11	4,670.68	0.00	49,423.79
0000316843	*INSPECTOR	39,228.80	40,206.40	977.60	37,228.37	5,888.30	225.00	43,341.67
0000325083	*JOURNEYMAN ELEC POWER ELECT (DATE LAST EMPLOYED 13-JAN-11)	39,603.20	41,080.00	1,476.80	24,914.80	2,643.00	0.00	27,557.80
0000320763	*SERVICEPERSON I (A)	32,281.60	32,281.60	0.00	34,013.00	0.00	0.00	34,013.00
0000305657	INSTRUCTOR TRACK	59,030.40	59,030.40	0.00	56,845.14	510.84	8,514.00	65,869.98
0000302203	*BUS OPERATOR	40,643.20	40,643.20	0.00	36,775.25	19,656.01	159.65	56,590.91
0000305474	DISPATCHER MOBILITY	38,126.40	38,126.40	0.00	37,139.76	4,892.34	293.28	42,325.38
0000305587	*JOURNEYMAN OVERHAULER	43,804.80	43,804.80	0.00	46,932.45	16,450.52	225.00	63,607.97
0000305249	*RAIL OPERATOR	40,643.20	40,643.20	0.00	43,202.67	18,996.22	0.00	62,198.89
0000317504	*RAIL STATION CLEANER	28,412.80	28,412.80	0.00	30,357.31	5,040.54	0.00	35,397.85

## MARTOC REPORT

EE NUMBER	TITLE	FY 10	FY 11	DIFFERENCE	REGULAR	OVERTIME	OTHER	TOTAL
		BASE SALARY	BASE SALARY	+/-	EARNINGS	EARNINGS	EARNINGS	EARNINGS
0000302217	*JOURNEYMAN OVERHAULER	43,804.80	43,804.80	0.00	44,728.62	10,874.92	1,836.09	57,439.63
0000319226	TRANSIT POLICE OFFICER SR	45,032.00	46,841.60	1,809.60	41,950.54	2,951.36	1,702.56	46,604.46
0000304627	SUPPORT ANALYST II	53,638.52	53,638.52	0.00	51,369.53	0.00	3,287.51	54,657.04
0000306232	TRANSIT POLICE SERGEANT	65,936.00	65,936.00	0.00	67,140.60	15,881.81	6,023.00	89,045.41
0000323122	*MOBILITY OPERATOR	23,358.40	24,564.80	1,206.40	26,021.98	3,195.10	0.00	29,217.08
0000306773	MGR CAD	65,500.24	79,967.94	14,467.70	68,734.71	0.00	0.00	68,734.71
0000321706	*TRACK MAINTAINER	41,267.20	41,662.40	395.20	35,055.42	2,028.65	603.37	37,687.44
0000306118	SUPV BUS TRANSPORTATION	48,048.00	48,048.00	0.00	48,048.00	8,523.90	4,620.00	61,191.90
0000304986	SUPV RAIL YARD TOWER	53,248.00	53,248.00	0.00	53,209.60	7,490.56	3,686.40	64,386.56
0000302200	*JOURNEYMAN OVERHAULER	43,804.80	43,804.80	0.00	46,763.99	10,740.62	1,809.77	59,314.38
0000320152	*MOBILITY OPERATOR	27,414.40	28,766.40	1,352.00	36,375.03	8,968.03	527.20	45,870.26
0000303530	*BUS OPERATOR	40,643.20	40,643.20	0.00	42,342.00	1,484.02	0.00	43,826.02
0000315000	CONTRACT PROFESSIONAL	0.00	0.00	0.00	60,282.50	912.00	0.00	61,194.50
0000319543	*BUS OPERATOR	40,643.20	40,643.20	0.00	44,807.55	11,935.46	0.00	56,743.01
0000320324	*SERVICEPERSON IV	34,008.00	34,008.00	0.00	38,194.25	12,158.46	0.00	50,352.71
0000316273	*RAIL OPERATOR	40,643.20	40,643.20	0.00	43,333.48	17,060.06	781.60	61,175.14
0000304909	*BUS OPERATOR	40,643.20	40,643.20	0.00	43,361.45	40,265.71	2,931.00	86,558.16
0000319050	*TRACK MAINTAINER	43,118.40	43,118.40	0.00	44,793.78	3,132.87	1,140.15	49,066.80
0000304251	*RAIL OPERATOR	40,643.20	40,643.20	0.00	44,764.40	7,371.59	0.00	52,135.99
0000320366	*RAIL STATION CLEANER	28,412.80	28,412.80	0.00	30,129.74	3,918.72	0.00	34,048.46
0000302190	*JOURNEYMAN ET-RADIO MAINT	43,804.80	43,804.80	0.00	46,824.31	631.81	0.00	47,456.12
0000305638	*SERVICEPERSON IV	34,008.00	34,008.00	0.00	35,203.24	2,358.37	0.00	37,561.61
0000304904	*SERVICEPERSON IV	34,008.00	34,008.00	0.00	36,419.96	15,267.00	0.00	51,686.96
0000321409	*BUS OPERATOR	34,548.80	37,606.40	3,057.60	38,166.46	1,266.85	0.00	39,433.31
0000317194	SERVICE PLANNER III	59,610.72	59,610.72	0.00	52,618.15	0.00	0.00	52,618.15
0000306390	*SERVICEPERSON IV	43,118.40	34,008.00	-9,110.40	38,520.90	925.82	0.00	39,446.72
0000323091	TRANSIT POLICE SERGEANT	65,936.00	65,936.00	0.00	67,948.96	10,199.56	0.00	78,148.52
0000302444	*BUS OPERATOR	40,643.20	40,643.20	0.00	34,243.56	25.53	0.00	34,269.09
0000320159	*MOBILITY OPERATOR	33,800.00	28,766.40	-5,033.60	32,751.81	4,227.53	208.00	37,187.34
0000305716	*BUS OPERATOR	40,643.20	40,643.20	0.00	43,383.54	12,236.49	0.00	55,620.03
0000325722	AGM SAFETY & QA	155,000.04	155,000.04	0.00	130,557.87	0.00	596.16	131,154.03
0000305213	DISPATCHER MOBILITY	43,153.50	39,644.80	-3,508.70	31,028.44	695.69	3,379.47	35,103.60
0000305131	*BUS OPERATOR	40,643.20	40,643.20	0.00	43,380.56	19,243.79	781.60	63,405.95
0000305112	*BUS OPERATOR	40,643.20	40,643.20	0.00	41,172.08	927.11	160.23	42,259.42
0000303371	*RAIL OPERATOR	40,643.20	40,643.20	0.00	43,799.46	6,840.85	159.65	50,799.96



## MARTOC REPORT

EE NUMBER	TITLE	FY 10 BASE SALARY	FY 11 BASE SALARY	DIFFERENCE +/-	REGULAR EARNINGS	OVERTIME EARNINGS	OTHER EARNINGS	TOTAL EARNINGS
0000317614	MGR REGIONAL SERVICES COORD	71,577.22	71,577.22	0.00	68,824.56	0.00	1,376.49	70,201.05
0000302454	*BUS OPERATOR	40,643.20	40,643.20	0.00	32,278.57	1,063.09	0.00	33,341.66
0000303320	*SR TRAFFIC CHECKER	32,427.20	32,427.20	0.00	22,804.24	1,204.37	0.00	24,008.61
0000303928	*BUS OPERATOR	40,643.20	40,643.20	0.00	45,086.82	12,122.45	2,188.30	59,397.57
0000303715	*BUS OPERATOR	40,643.20	40,643.20	0.00	44,164.41	11,594.25	1,563.20	57,321.86
0000325644	TRANSIT POLICE OFFICER SR	38,500.80	38,500.80	0.00	35,590.12	3,186.08	0.00	38,776.20
0000320232	TRANSIT POLICE OFFICER SR	43,305.60	45,032.00	1,726.40	45,113.80	10,595.72	1,732.00	57,441.52
0000303402	*BUS OPERATOR	40,643.20	40,643.20	0.00	41,146.91	3,826.84	0.00	44,973.75
0000305573	*BUS OPERATOR	40,643.20	40,643.20	0.00	42,932.90	9,547.60	0.00	52,480.50
0000319961	*JOURNEYMAN SUPPORT EQUIPMENT	43,804.80	43,804.80	0.00	47,438.85	2,906.31	1,067.40	51,412.56
0000322347	MGR INSURANCE SAFETY	70,000.06	70,000.06	0.00	67,308.14	0.00	0.00	67,308.14
0000321137	*BUS OPERATOR	37,606.40	40,643.20	3,036.80	39,853.57	4,443.09	0.00	44,296.66
0000324008	*RAIL STATION CLEANER	26,894.40	28,412.80	1,518.40	29,460.00	6,937.17	0.00	36,397.17
0000302527	MGR BUSINESS DEV SALES	90,850.24	90,850.24	0.00	87,356.36	0.00	1,747.13	89,103.49
0000305534	*JOURNEYMAN ET-LABORATORY	43,804.80	43,804.80	0.00	45,313.58	63.18	0.00	45,376.76
0000304074	*JOURNEYMAN RAIL CAR MECHANIC (DATE LAST EMPLOYED 01-AUG-11)	43,804.80	43,804.80	0.00	45,334.36	442.27	225.00	46,001.63
0000319031	*BUS OPERATOR	40,643.20	40,643.20	0.00	43,213.24	8,469.89	0.00	51,683.13
0000304690	*BUS OPERATOR	40,643.20	40,643.20	0.00	43,605.23	8,371.31	1,563.20	53,539.74
0000302547	*BUS OPERATOR	40,643.20	40,643.20	0.00	44,666.34	8,594.98	2,520.66	55,781.98
0000321723	*TRANSPORTATION ASSISTANT	30,409.60	31,699.20	1,289.60	32,188.66	28.58	0.00	32,217.24
0000305361	*BUS OPERATOR	40,643.20	40,643.20	0.00	43,008.44	4,657.18	0.00	47,665.62
0000306449	*JOURNEYMAN TRACK MECHANIC	43,804.80	43,804.80	0.00	42,470.77	568.64	0.00	43,039.41
0000306335	*REPROGRAPHICS SPEC III	42,515.20	42,515.20	0.00	44,092.40	382.35	0.00	44,474.75
0000319323	SR COMMUNITY OUTREACH PLANNER	68,788.20	68,788.20	0.00	66,142.54	0.00	5,715.54	71,858.08
0000320687	*BUS OPERATOR	40,643.20	40,643.20	0.00	43,494.76	4,075.73	1,426.42	48,996.91
0000324682	TRANSIT POLICE OFFICER	38,500.80	40,040.00	1,539.20	40,350.38	10,077.49	0.00	50,427.87
0000305737	INSTRUCTOR CENTRAL CONTROL	57,907.20	57,907.20	0.00	55,345.92	0.00	2,004.48	57,350.40
0000322494	*BUS OPERATOR	31,491.20	34,548.80	3,057.60	36,830.13	2,885.59	0.00	39,715.72
0000305646	*JOURNEYMAN BODY REPAIR	43,804.80	43,804.80	0.00	46,106.08	5,212.35	225.00	51,543.43
0000306235	*JOURNEYMAN ET-RAIL CAR MAINT	43,804.80	43,804.80	0.00	46,592.85	10,282.57	6,302.21	63,177.63
0000321774	*BUS OPERATOR	34,548.80	37,606.40	3,057.60	39,632.31	4,919.34	542.40	45,094.05
0000302100	*BUS OPERATOR	40,643.20	40,643.20	0.00	42,535.46	1,770.38	0.00	44,305.84
0000304874	SUPV RAIL YARD TOWER	53,248.00	53,248.00	0.00	53,248.00	11,788.80	0.00	65,036.80
0000302720	*BUS OPERATOR	40,643.20	40,643.20	0.00	42,706.44	7,035.09	0.00	49,741.53

## MARTOC REPORT

EE NUMBER	TITLE	FY 10	FY 11	DIFFERENCE	REGULAR	OVERTIME	OTHER	TOTAL
		BASE SALARY	BASE SALARY	+/-	EARNINGS	EARNINGS	EARNINGS	EARNINGS
0000304337	*STRUCTURAL INSPECTOR	43,118.40	43,118.40	0.00	45,822.78	2,433.20	1,658.40	49,914.38
0000320420	*BUS OPERATOR	40,643.20	40,643.20	0.00	43,184.42	4,604.72	0.00	47,789.14
0000305970	*JOURNEYMAN ELEC POWER ELECT	43,804.80	43,804.80	0.00	46,115.42	2,142.80	0.00	48,258.22
0000306527	*BUS OPERATOR	40,643.20	40,643.20	0.00	43,729.09	13,573.30	1,563.20	58,865.59
0000302834	*SERVICEPERSON I	31,824.00	31,824.00	0.00	27,279.68	2,111.42	0.00	29,391.10
0000320706	DIR GOVERNMENT RELATIONS	90,000.04	90,000.04	0.00	78,577.27	0.00	11,423.11	90,000.38
0000303255	*BUS OPERATOR	40,643.20	40,643.20	0.00	44,011.48	15,751.35	0.00	59,762.83
0000303677	*MOBILITY OPERATOR	30,409.60	30,409.60	0.00	32,753.37	3,355.43	0.00	36,108.80
0000322256	*MOBILITY OPERATOR	24,564.80	26,083.20	1,518.40	27,196.30	6,168.20	94.48	33,458.98
0000320836	TRANSIT POLICE OFFICER SR	46,841.60	48,713.60	1,872.00	45,162.12	961.40	0.00	46,123.52
0000306067	SUPV RAIL YARD TOWER	54,184.00	54,184.00	0.00	54,184.00	15,122.03	4,168.00	73,474.03
0000303022	GEN FOREMAN BLDGS & GROUNDS	65,047.32	65,047.32	0.00	59,043.02	0.00	8,756.04	67,799.06
0000319731	*MOBILITY OPERATOR	27,414.40	28,766.40	1,352.00	28,215.84	14,427.13	2,489.40	45,132.37
0000315206	*JOURNEYMAN ET-RAIL CAR MAINT	41,080.00	41,392.00	312.00	44,330.08	2,815.65	0.00	47,145.73
0000323611	*BUS OPERATOR	31,491.20	34,548.80	3,057.60	17,487.07	3,039.21	40.28	20,566.56
0000305844	*BUS OPERATOR	40,643.20	40,643.20	0.00	44,679.56	23,642.78	1,602.28	69,924.62
0000319880	*BUS OPERATOR	40,643.20	40,643.20	0.00	41,496.38	4,178.87	0.00	45,675.25
0000314814	*BUS OPERATOR	40,643.20	40,643.20	0.00	44,522.07	13,381.94	0.00	57,904.01
0000307024	CONTRACT PROFESSIONAL	0.00	0.00	0.00	90,000.00	6,000.00	0.00	96,000.00
0000305712	*STATION AGENT	37,169.60	37,169.60	0.00	39,861.72	2,117.66	0.00	41,979.38
0000304318	*BUS OPERATOR	40,643.20	40,643.20	0.00	36,173.32	1,600.41	0.00	37,773.73
0000302675	*JOURNEYMAN SUPPORT EQUIPMENT	43,804.80	43,804.80	0.00	45,968.95	3,869.78	2,527.20	52,365.93
0000317959	*BUS OPERATOR	40,643.20	40,643.20	0.00	43,473.58	1,101.55	977.00	45,552.13
0000305804	*JOURNEYMAN ET-TRAIN CONTROL	43,804.80	43,804.80	0.00	46,079.55	4,896.55	1,284.66	52,260.76
0000304654	*AA INSPECTOR	43,804.80	43,804.80	0.00	44,496.77	17,915.76	0.00	62,412.53
0000302010	*AA INSPECTOR	43,804.80	43,804.80	0.00	43,089.49	14,673.65	225.00	57,988.14
0000303825	INSTRUCTOR RAIL OPERATIONS	52,499.20	52,499.20	0.00	50,631.44	0.00	5,048.00	55,679.44
0000325461	CONTRACT PROFESSIONAL	146,250.00	146,250.00	0.00	30,375.00	0.00	0.00	30,375.00
0000303701	*JOURNEYMAN ET-HVAC	43,804.80	43,804.80	0.00	45,896.10	2,385.05	225.00	48,506.15
0000305501	TRANSIT POLICE LIEUTENANT	80,308.80	80,308.80	0.00	80,308.80	27,451.71	8,571.42	116,331.93
0000302829	OFFICE ADMINISTRATOR II	51,153.96	51,153.96	0.00	49,186.80	0.00	5,246.57	54,433.37
0000303492	*SERVICEPERSON IV	32,281.60	34,008.00	1,726.40	31,257.27	2,476.76	0.00	33,734.03
0000303122	SUPV BUS TRANSPORTATION	52,561.60	52,561.60	0.00	52,561.60	277.97	0.00	52,839.57
0000304911	TRANSIT POLICE OFFICER SPECIAL	56,971.20	56,971.20	0.00	60,175.83	24,897.69	1,643.40	86,716.92
0000306001	SUPV RAIL LINE	48,048.00	48,048.00	0.00	45,789.40	4,094.25	8,316.00	58,199.65

## MARTOC REPORT

EE NUMBER	TITLE	FY 10 BASE SALARY	FY 11 BASE SALARY	DIFFERENCE +/-	REGULAR EARNINGS	OVERTIME EARNINGS	OTHER EARNINGS	TOTAL EARNINGS
0000303217	TRANSIT POLICE SERGEANT	65,936.00	65,936.00	0.00	65,804.13	7,180.12	0.00	72,984.25
0000303048	*JOURNEYMAN RAIL CAR MECHANIC	43,804.80	43,804.80	0.00	46,551.33	19,467.38	8,649.00	74,667.71
0000316573	TRANSIT POLICE SERGEANT	58,614.40	60,964.80	2,350.40	59,441.12	15,818.82	2,292.82	77,552.76
0000302128	*BUS OPERATOR	40,643.20	40,643.20	0.00	43,531.68	8,294.95	586.20	52,412.83
0000302302	*RAIL OPERATOR	40,643.20	40,643.20	0.00	43,688.73	42,792.21	3,126.40	89,607.34
0000317917	CLAIMS ADJUSTER III	51,469.34	51,469.34	0.00	49,489.96	0.00	1,979.60	51,469.56
0000320361	*RAIL STATION CLEANER	28,412.80	28,412.80	0.00	27,875.10	2,130.96	0.00	30,006.06
0000318792	*BUS OPERATOR	40,643.20	40,643.20	0.00	44,248.10	9,359.17	0.00	53,607.27
0000305628	*INSPECTOR	43,118.40	43,118.40	0.00	45,489.44	9,321.47	1,036.50	55,847.41
0000319671	TRANSIT POLICE OFFICER	43,305.60	45,032.00	1,726.40	44,122.27	800.16	832.80	45,755.23
0000305634	*INSPECTOR	43,804.80	43,118.40	-686.40	46,111.92	19,180.53	1,488.60	66,781.05
0000322985	TRANSIT POLICE OFFICER SR	41,641.60	45,032.00	3,390.40	44,254.13	7,998.78	1,201.20	53,454.11
0000321515	TRANSIT POLICE OFFICER SR	45,032.00	46,841.60	1,809.60	46,934.84	5,024.82	675.60	52,635.26
0000316610	*BUS OPERATOR	40,643.20	40,643.20	0.00	42,289.22	3,005.83	0.00	45,295.05
0000304686	*BUS OPERATOR	40,643.20	40,643.20	0.00	43,270.00	5,214.36	729.43	49,213.79
0000322946	JOC WORK ORDER COORDINATOR	62,751.00	62,751.00	0.00	60,337.50	0.00	1,287.20	61,624.70
0000303614	INSTRUCTOR CAR MAINT MECH	56,992.00	56,992.00	0.00	54,909.60	0.00	4,384.00	59,293.60
0000302098	ELECTRICAL ENGINEER VI	88,427.56	88,427.56	0.00	85,026.82	0.00	6,802.14	91,828.96
0000302740	*BUS OPERATOR	40,643.20	40,643.20	0.00	43,481.80	6,662.24	194.82	50,338.86
0000305789	TRANSIT POLICE OFFICER SPECIAL	56,971.20	56,971.20	0.00	60,614.07	22,699.63	0.00	83,313.70
0000304269	*BUS OPERATOR	40,643.20	40,643.20	0.00	43,584.00	12,345.52	1,406.88	57,336.40
0000305527	*BUS OPERATOR	40,643.20	40,643.20	0.00	42,160.32	1,749.38	2,931.00	46,840.70
0000304279	DISPATCHER RADIO COMMUNICATION	52,312.00	52,312.00	0.00	52,312.00	16,624.17	0.00	68,936.17
0000303694	TRANSIT POLICE OFFICER SR	54,787.20	54,787.20	0.00	54,960.90	20,969.52	3,687.60	79,618.02
0000302392	*JOURNEYMAN ET-TELEPHONE MAINT	43,804.80	43,804.80	0.00	47,608.39	18,227.58	3,369.60	69,205.57
0000323945	SPECIFICATIONS WRITER	67,000.18	67,000.18	0.00	64,355.78	0.00	0.00	64,355.78
0000305366	SUPV RAIL LINE	50,731.20	50,731.20	0.00	44,816.66	10,695.02	7,817.00	63,328.68
0000319732	*MOBILITY OPERATOR	27,414.40	28,766.40	1,352.00	30,453.89	10,543.17	691.50	41,688.56
0000318782	COMPENSATION ANALYST III	63,194.04	63,194.04	0.00	60,763.62	0.00	5,590.25	66,353.87
0000317910	TRANSIT POLICE OFFICER SR	48,713.60	50,668.80	1,955.20	48,312.44	18,568.66	702.60	67,583.70
0000321423	*PT MOBILITY OPERATOR	0.00	0.00	0.00	21,185.78	412.20	3.82	21,601.80
0000302638	*BUS OPERATOR	40,643.20	40,643.20	0.00	35,069.99	3,150.92	0.00	38,220.91
0000305652	*BUS OPERATOR	40,643.20	40,643.20	0.00	44,146.66	35,113.64	1,829.93	81,090.23
0000304650	RIDESTORE ASSISTANT	38,688.00	38,688.00	0.00	38,995.52	4,687.20	4,690.97	48,373.69

## MARTOC REPORT

EE NUMBER	TITLE	FY 10	FY 11	DIFFERENCE	REGULAR	OVERTIME	OTHER	TOTAL
		BASE SALARY	BASE SALARY	+/-	EARNINGS	EARNINGS	EARNINGS	EARNINGS
0000306227	*TRACK MAINTAINER	43,118.40	43,118.40	0.00	45,431.33	287.65	0.00	45,718.98
0000304626	SUPV BREEZE MEDIA DIST RIDE ST	54,678.26	54,678.26	0.00	52,575.62	0.00	1,036.93	53,612.55
0000302587	MGR RECRUITING	82,167.02	82,167.02	0.00	79,007.03	0.00	6,639.34	85,646.37
0000303663	*BUS OPERATOR	40,643.20	40,643.20	0.00	42,971.20	5,639.96	1,563.20	50,174.36
0000320931	*JOURNEYMAN ELEC POWER ELECT	43,804.80	43,804.80	0.00	46,841.46	11,648.92	225.00	58,715.38
0000302543	DIR TECH ENTER PLNG & MGMT	101,000.12	101,000.12	0.00	98,242.22	0.00	7,381.26	105,623.48
0000305279	TRANSIT POLICE OFFICER SR	54,787.20	54,787.20	0.00	54,609.41	16,752.28	526.80	71,888.49
0000304127	*BUS OPERATOR	40,643.20	40,643.20	0.00	38,328.43	1,558.14	0.00	39,886.57
0000320286	COMMUNICATIONS SPECIALIST	33,529.60	33,529.60	0.00	33,688.00	1,082.06	1,547.52	36,317.58
0000303329	*JOURNEYMAN RAIL CAR MECHANIC	43,804.80	43,804.80	0.00	49,233.27	18,030.11	631.80	67,895.18
0000315036	RAIL SERVICES CONTROLLER	61,880.00	61,880.00	0.00	60,029.75	3,146.15	5,236.00	68,411.90
0000304321	*BUS OPERATOR	40,643.20	40,643.20	0.00	42,099.46	7,795.10	3,126.40	53,020.96
0000324740	CHF SPOKESPERSON	132,000.18	132,000.18	0.00	126,923.58	0.00	0.00	126,923.58
0000305156	*RAIL OPERATOR	40,643.20	40,643.20	0.00	30,125.43	4,877.84	0.00	35,003.27
0000315290	SR DOCUMENTATION CONTROL SPEC	51,104.56	51,104.56	0.00	48,942.79	0.00	2,985.12	51,927.91
0000304899	*BUS OPERATOR	40,643.20	40,643.20	0.00	43,113.87	6,388.79	2,149.40	51,652.06
0000303514	*BUS OPERATOR	40,643.20	40,643.20	0.00	44,054.38	11,020.12	1,563.20	56,637.70
0000315236	*TRACK MAINTAINER	43,118.40	43,118.40	0.00	45,745.53	3,381.61	1,492.56	50,619.70
0000315023	*BUS OPERATOR	40,643.20	40,643.20	0.00	44,347.13	4,040.51	0.00	48,387.64
0000315327	*BUS OPERATOR	40,643.20	40,643.20	0.00	39,432.68	2,587.01	0.00	42,019.69
0000322680	*HOSTLER JUNIOR APPRENTICE	32,281.60	34,008.00	1,726.40	36,128.23	7,846.45	0.00	43,974.68
0000303618	*RAIL OPERATOR	40,643.20	40,643.20	0.00	43,909.68	13,351.40	0.00	57,261.08
0000322290	SR ENTERPRISE SYSTEMS ENGINEER	74,845.16	84,000.02	9,154.86	73,023.13	0.00	1,439.33	74,462.46
0000319607	*JOURNEYMAN ET-RAIL CAR MAINT	43,804.80	43,804.80	0.00	46,692.87	9,066.37	1,699.20	57,458.44
0000319452	*BUS OPERATOR	40,643.20	40,643.20	0.00	43,631.28	6,573.22	469.94	50,674.44
0000322355	*TRAFFIC CHECKER	23,628.80	23,628.80	0.00	24,254.50	10,287.90	0.00	34,542.40
0000315984	*BUS OPERATOR	40,643.20	40,643.20	0.00	42,380.49	18,475.96	657.92	61,514.37
0000304041	*BUS OPERATOR	40,643.20	40,643.20	0.00	42,125.95	659.83	0.00	42,785.78
0000303294	SUPV RAIL LINE (DATE LAST EMPLOYED 01-MAR-11)	50,731.20	50,731.20	0.00	35,121.60	4,426.84	4,654.35	44,202.79
0000302238	*BUS OPERATOR	40,643.20	40,643.20	0.00	42,993.52	7,790.40	0.00	50,783.92
0000305758	*SERVICEPERSON I (A)	31,824.00	32,281.60	457.60	33,660.31	2,818.13	0.00	36,478.44
0000315024	*SERVICEPERSON I (A)	32,281.60	32,281.60	0.00	33,020.44	232.80	155.20	33,408.44
0000320941	*MOBILITY OPERATOR	26,083.20	27,414.40	1,331.20	22,743.58	469.56	0.00	23,213.14
0000320876	*JOURNEYMAN ELEC POWER ELECT	42,390.40	43,804.80	1,414.40	45,592.91	4,978.76	225.00	50,796.67
0000322378	RAIL SERVICES CONTROLLER	34,548.80	50,440.00	15,891.20	41,977.73	3,712.98	2,182.50	47,873.21

## MARTOC REPORT

EE NUMBER	TITLE	FY 10	FY 11	DIFFERENCE	REGULAR	OVERTIME	OTHER	TOTAL
		BASE SALARY	BASE SALARY	+/-	EARNINGS	EARNINGS	EARNINGS	EARNINGS
0000306455	MAINTENANCE PLANNER BUS	54,995.20	54,995.20	0.00	48,649.60	52.88	5,605.28	54,307.76
0000321954	*BUS OPERATOR	34,548.80	37,606.40	3,057.60	38,421.30	4,118.74	0.00	42,540.04
0000302142	*JOURNEYMAN ET-RAIL CAR MAINT	43,804.80	43,804.80	0.00	42,272.93	3,490.72	225.00	45,988.65
0000305092	*SERVICEPERSON V	41,662.40	43,118.40	1,456.00	44,234.75	1,416.00	0.00	45,650.75
0000319812	*BUS OPERATOR	40,643.20	40,643.20	0.00	42,072.06	3,476.58	0.00	45,548.64
0000316268	*BUS OPERATOR	40,643.20	40,643.20	0.00	43,134.71	6,047.64	0.00	49,182.35
0000306623	DISPATCHER RADIO COMMUNICATION	48,588.80	48,588.80	0.00	48,588.80	13,093.28	3,737.60	65,419.68
0000304851	*BUS OPERATOR	40,643.20	40,643.20	0.00	43,392.88	11,757.85	2,188.48	57,339.21
0000322159	*SERVICEPERSON I (A)	32,281.60	32,281.60	0.00	33,825.10	1,236.64	0.00	35,061.74
0000305500	SUPV RAIL LINE	48,048.00	48,048.00	0.00	48,031.60	3,060.75	4,689.30	55,781.65
0000326198	CONTRACT PROFESSIONAL	122,850.00	122,850.00	0.00	27,877.50	0.00	0.00	27,877.50
0000305856	REDUCED FARE REPRESENTATIVE	25,915.50	25,915.50	0.00	25,397.46	0.00	784.12	26,181.58
0000302325	*INSPECTOR	43,118.40	43,118.40	0.00	47,379.36	21,961.00	2,132.16	71,472.52
0000319776	SUPV RAIL CAR APPEARANCE	44,033.60	44,033.60	0.00	44,033.60	5,779.41	4,869.10	54,682.11
0000305458	*MATERIAL CONTROLLER	42,369.60	42,369.60	0.00	42,545.71	0.00	0.00	42,545.71
0000323024	*INSPECTOR	40,643.20	41,392.00	748.80	45,838.38	16,913.85	225.00	62,977.23
0000305520	TRANSIT POLICE SERGEANT	63,398.40	65,936.00	2,537.60	67,803.11	31,693.83	4,438.00	103,934.94
0000306384	PROTECTIVE SPEC POLICE CADET	28,704.00	28,704.00	0.00	28,711.46	3,177.45	2,346.00	34,234.91
0000311394	*JOURNEYMAN ET-RAIL CAR MAINT	43,804.80	43,804.80	0.00	46,206.52	0.00	225.00	46,431.52
0000304514	BUS STOP PLANNER (DATE LAST EMPLOYED 01-JAN-11)	51,388.74	51,388.74	0.00	27,671.02	0.00	8,352.06	36,023.08
0000302526	*RAIL STATION CLEANER	28,412.80	28,412.80	0.00	29,544.91	0.00	0.00	29,544.91
0000303973	*JOURNEYMAN ET-TRAIN CONTROL	43,804.80	43,804.80	0.00	46,627.09	14,010.27	4,591.08	65,228.44
0000305168	*BUS OPERATOR	40,643.20	40,643.20	0.00	41,134.13	7,123.32	1,563.20	49,820.65
0000323022	*JOURNEYMAN ET-TELEPHONE MAINT	42,390.40	43,804.80	1,414.40	47,418.38	15,477.68	1,610.84	64,506.90
0000323243	*BUS OPERATOR	31,491.20	34,548.80	3,057.60	21,864.26	2,187.99	0.00	24,052.25
0000305211	*MOBILITY OPERATOR (DATE LAST EMPLOYED 10-MAY-11)	30,409.60	30,409.60	0.00	28,901.26	3,437.65	1,169.60	33,508.51
0000316274	*BUS OPERATOR	40,643.20	40,643.20	0.00	40,037.65	2,038.63	0.00	42,076.28
0000321836	*BUS OPERATOR	34,548.80	37,606.40	3,057.60	38,704.69	5,217.15	189.03	44,110.87
0000323371	*BUS OPERATOR	31,491.20	34,548.80	3,057.60	36,708.02	4,860.78	581.35	42,150.15
0000303083	*BUS OPERATOR	40,643.20	40,643.20	0.00	43,046.47	6,894.71	2,344.80	52,285.98
0000319628	TRANSIT POLICE OFFICER	45,032.00	46,841.60	1,809.60	46,511.27	20,437.22	0.00	66,948.49
0000303652	*BUS OPERATOR	40,643.20	40,643.20	0.00	42,223.73	267.62	0.00	42,491.35
0000322575	*SERVICEPERSON VII GROUNDSKEEPER	32,281.60	32,281.60	0.00	29,307.72	4,645.87	0.00	33,953.59
0000316539	*BUS OPERATOR	40,643.20	40,643.20	0.00	44,138.63	10,106.85	0.00	54,245.48

## MARTOC REPORT

EE NUMBER	TITLE	FY 10	FY 11	DIFFERENCE	REGULAR	OVERTIME	OTHER	TOTAL
		BASE SALARY	BASE SALARY	+/-	EARNINGS	EARNINGS	EARNINGS	EARNINGS
0000320754	*MOBILITY OPERATOR	26,083.20	27,414.40	1,331.20	29,292.82	4,645.32	659.00	34,597.14
0000305402	ACCOUNTING SPECIALIST III	45,864.00	45,864.00	0.00	44,135.28	1,605.24	0.00	45,740.52
0000302913	*SERVICEPERSON IV	34,008.00	34,008.00	0.00	28,651.37	1,863.95	0.00	30,515.32
0000320171	IT SERVICES ANALYST	56,439.24	56,439.24	0.00	54,051.65	0.00	217.08	54,268.73
0000322199	*INSPECTOR	41,662.40	43,118.40	1,456.00	38,616.72	38.88	0.00	38,655.60
0000308974	*BUS OPERATOR	40,643.20	40,643.20	0.00	37,114.19	2,094.28	0.00	39,208.47
0000302935	TRANSIT POLICE OFFICER SR	54,787.20	54,787.20	0.00	55,616.91	5,294.35	4,214.40	65,125.66
0000305244	*BUS OPERATOR	40,643.20	40,643.20	0.00	42,024.56	662.15	0.00	42,686.71
0000303801	*JOURNEYMAN OVERHAULER	43,804.80	43,804.80	0.00	45,491.30	118.47	0.00	45,609.77
0000317644	*TRACK WALKER	41,392.00	43,118.40	1,726.40	44,866.15	2,024.54	420.63	47,311.32
0000317666	GIS ANALYST	63,557.26	63,557.26	0.00	61,113.01	0.00	3,422.33	64,535.34
0000305766	*AA INSPECTOR	43,804.80	43,804.80	0.00	46,653.41	19,522.79	3,369.60	69,545.80
0000321158	SR COST ESTIMATOR	75,000.12	75,000.12	0.00	72,115.67	0.00	5,288.31	77,403.98
0000302141	*BUS OPERATOR	40,643.20	40,643.20	0.00	43,828.17	5,681.25	1,563.20	51,072.62
0000304215	(DATE LAST EMPLOYED 02-JUN-11) MGR QUALITY ASSURANCE	87,554.48	101,983.18	14,428.70	93,265.50	0.00	8,563.29	101,828.79
0000305221	TRANSIT POLICE OFFICER SPECIAL	56,971.20	56,971.20	0.00	59,956.71	26,335.67	1,643.40	87,935.78
0000318898	*BUS OPERATOR	40,643.20	40,643.20	0.00	19,714.85	1,840.72	0.00	21,555.57
0000307098	*MOBILITY OPERATOR	30,409.60	30,409.60	0.00	31,982.18	2,279.78	0.00	34,261.96
0000320167	*JOURNEYMAN ET-RADIO MAINT	43,804.80	43,804.80	0.00	43,264.88	845.04	225.00	44,334.92
0000320856	*SERVICEPERSON I (A)	32,281.60	32,281.60	0.00	33,863.85	640.20	0.00	34,504.05
0000322926	*BUS OPERATOR	34,548.80	37,606.40	3,057.60	37,706.98	5,833.83	332.20	43,873.01
0000302242	SUPT RAIL LINE	62,804.56	62,804.56	0.00	62,804.88	0.00	2,576.80	65,381.68
0000323512	*BUS OPERATOR	31,491.20	34,548.80	3,057.60	25,008.66	3,549.34	70.59	28,628.59
0000319449	*CUSTOMER INFORMATION OPERATOR	31,699.20	31,699.20	0.00	21,661.26	520.07	356.19	22,537.52
0000324863	*MOBILITY OPERATOR	23,358.40	23,358.40	0.00	22,373.01	2,080.45	0.00	24,453.46
0000303117	*JOURNEYMAN ET-COMPUTER MAINT	43,804.80	43,804.80	0.00	46,862.06	4,477.93	336.96	51,676.95
0000303537	*CUSTOMER INFORMATION OPERATOR	31,699.20	31,699.20	0.00	32,383.80	1,171.58	0.00	33,555.38
0000323591	*BUS OPERATOR	31,491.20	34,548.80	3,057.60	27,858.59	2,258.73	0.00	30,117.32
0000320663	*RAIL OPERATOR	31,491.20	34,548.80	3,057.60	35,005.82	2,714.77	199.32	37,919.91
0000314571	DISPATCHER RADIO COMMUNICATION	40,643.20	48,588.80	7,945.60	46,988.98	2,619.64	0.00	49,608.62
0000323019	*BUS OPERATOR	34,548.80	37,606.40	3,057.60	36,402.98	3,942.75	0.00	40,345.73
0000317769	*JOURNEYMAN RAIL CAR MECHANIC	43,804.80	43,804.80	0.00	41,666.11	1,160.96	856.80	43,683.87
0000316942	OFFICE ADMINISTRATOR II	55,000.14	55,000.14	0.00	52,885.03	0.00	0.00	52,885.03
0000302942	*BUS OPERATOR	40,643.20	40,643.20	0.00	33,956.24	585.05	0.00	34,541.29
0000302355	*INSPECTOR	43,118.40	43,118.40	0.00	48,024.44	8,489.09	0.00	56,513.53

## MARTOC REPORT

EE NUMBER	TITLE	FY 10	FY 11	DIFFERENCE	REGULAR	OVERTIME	OTHER	TOTAL
		BASE SALARY	BASE SALARY	+/-	EARNINGS	EARNINGS	EARNINGS	EARNINGS
0000302127	*JOURNEYMAN ET-RAIL CAR MAINT	43,804.80	43,804.80	0.00	46,488.44	5,567.75	0.00	52,056.19
0000302135	*JOURNEYMAN SUPPORT EQUIPMENT	43,804.80	43,804.80	0.00	45,847.34	55.29	225.00	46,127.63
0000306416	*BUS OPERATOR	40,643.20	40,643.20	0.00	42,620.10	1,462.04	0.00	44,082.14
0000304392	TRANSIT POLICE LIEUTENANT	80,308.80	80,308.80	0.00	80,308.91	13,523.32	0.00	93,832.23
0000320832	*BUS OPERATOR	40,643.20	40,643.20	0.00	43,450.19	4,565.18	1,771.50	49,786.87
0000322735	MGR SYSTEMS ENGINEERING	93,994.16	93,994.16	0.00	90,379.87	0.00	0.00	90,379.87
0000315140	MGR ACCOUNTING	81,876.86	81,876.86	0.00	78,728.16	0.00	4,723.81	83,451.97
0000315066	*BUS OPERATOR	40,643.20	40,643.20	0.00	43,954.48	19,454.19	0.00	63,408.67
0000319681	IT ANALYST	64,638.86	64,638.86	0.00	62,152.98	0.00	4,126.96	66,279.94
0000302256	SUPV BUS MAINTENANCE	57,449.60	57,449.60	0.00	56,123.84	8,189.33	0.00	64,313.17
0000312609	CONTRACT PROFESSIONAL	0.00	0.00	0.00	100,166.00	957.00	0.00	101,123.00
0000302550	SUPV RAIL LINE	49,046.40	48,880.00	-166.40	43,162.52	14,130.19	4,260.20	61,552.91
0000302643	*BUS OPERATOR	40,643.20	40,643.20	0.00	24,924.63	19,382.50	0.00	44,307.13
0000318736	*BUS OPERATOR	40,643.20	40,643.20	0.00	37,714.25	5,921.59	781.60	44,417.44
0000305368	CONTRACT PROFESSIONAL	0.00	0.00	0.00	51,988.50	8,788.50	0.00	60,777.00
0000303760	DIVISION DISPATCHER	48,588.80	48,588.80	0.00	48,588.80	5,146.21	6,167.04	59,902.05
0000303367	*MATERIAL CONTROLLER	42,369.60	42,369.60	0.00	45,201.98	761.80	0.00	45,963.78
0000322035	*MOBILITY OPERATOR	24,564.80	26,083.20	1,518.40	27,022.49	7,492.91	0.00	34,515.40
0000303724	*JOURNEYMAN RAIL CAR MECHANIC	43,804.80	43,804.80	0.00	46,380.65	7,125.16	1,909.80	55,415.61
0000302826	*JOURNEYMAN RAIL CAR MECHANIC	43,804.80	43,804.80	0.00	45,488.78	8,916.30	0.00	54,405.08
0000303213	*JOURNEYMAN ET-TRAIN CONTROL	43,804.80	43,804.80	0.00	46,637.54	5,709.93	0.00	52,347.47
0000322579	SUPV PARKING SERVICES	28,957.50	28,957.50	0.00	29,663.64	5,050.79	0.00	34,714.43
0000304778	*BUS OPERATOR	40,643.20	40,643.20	0.00	43,449.24	35,451.28	171.37	79,071.89
0000302400	*BUS OPERATOR	40,643.20	40,643.20	0.00	38,806.66	14,556.66	156.32	53,519.64
0000315741	*RAIL STATION CLEANER	28,412.80	28,412.80	0.00	29,834.82	8,452.14	0.00	38,286.96
0000304504	*BUS OPERATOR	40,643.20	40,643.20	0.00	33,358.74	15,300.83	1,563.20	50,222.77
0000315202	(DATE LAST EMPLOYED 01-MAR-11) *JOURNEYMAN ET-TRAIN CONTROL	43,804.80	43,804.80	0.00	47,082.49	14,934.30	225.00	62,241.79
0000304548	*BUS OPERATOR	40,643.20	40,643.20	0.00	40,632.11	1,305.50	0.00	41,937.61
0000303699	*BUS OPERATOR	40,643.20	40,643.20	0.00	43,234.51	6,749.33	0.00	49,983.84
0000320676	SVC DESK SUPPORT AGENT	41,905.50	41,905.50	0.00	40,294.00	1,563.41	2,901.15	44,758.56
0000305187	*JOURNEYMAN ET-RADIO MAINT	43,804.80	39,603.20	-4,201.60	41,928.66	4,730.64	225.00	46,884.30
0000306170	*MOBILITY OPERATOR	30,409.60	30,409.60	0.00	29,142.52	3,678.85	0.00	32,821.37
0000323534	TRANSIT POLICE OFFICER SR	41,641.60	45,032.00	3,390.40	45,529.15	18,419.19	649.50	64,597.84
0000305204	*BUS OPERATOR	40,643.20	40,643.20	0.00	43,833.86	44,542.34	1,758.60	90,134.80

## MARTOC REPORT

EE NUMBER	TITLE	FY 10	FY 11	DIFFERENCE	REGULAR	OVERTIME	OTHER	TOTAL
		BASE SALARY	BASE SALARY	+/-	EARNINGS	EARNINGS	EARNINGS	EARNINGS
0000320321	*RAIL STATION CLEANER	28,412.80	28,412.80	0.00	29,842.87	2,602.24	437.12	32,882.23
0000324726	*PT BUS OPERATOR	0.00	0.00	0.00	23,806.16	3,383.58	202.88	27,392.62
0000302421	*BUS OPERATOR	40,643.20	40,643.20	0.00	45,450.71	14,863.54	0.00	60,314.25
0000303197	*JOURNEYMAN OVERHAULER	43,804.80	43,804.80	0.00	46,053.19	7,384.17	2,063.88	55,501.24
0000303665	*JOURNEYMAN SUPPORT EQUIPMENT	43,804.80	43,804.80	0.00	46,953.93	1,595.30	0.00	48,549.23
0000319162	*MOBILITY OPERATOR	27,414.40	23,358.40	-4,056.00	23,276.28	1,622.48	0.00	24,898.76
0000306290	TRANSIT POLICE LIEUTENANT	80,308.80	80,308.80	0.00	79,922.70	7,702.78	1,544.40	89,169.88
0000320776	CONTRACT EMP ADMIN SUPPORT	0.00	0.00	0.00	33,623.75	3,753.24	0.00	37,376.99
0000304416	*RAIL STATION CLEANER	28,412.80	28,412.80	0.00	30,876.39	9,015.60	1,775.80	41,667.79
0000304710	*JOURNEYMAN RAIL CAR MECHANIC	43,804.80	43,804.80	0.00	41,026.01	2,203.43	225.00	43,454.44
0000314918	DISPATCHER-RAIL TRANSPORTATION	40,643.20	48,048.00	7,404.80	46,014.59	14,924.15	0.00	60,938.74
0000303695	*BUS OPERATOR	40,643.20	40,643.20	0.00	43,341.77	4,940.93	1,758.60	50,041.30
0000320981	*BUS OPERATOR	37,606.40	40,643.20	3,036.80	38,800.69	4,798.70	0.00	43,599.39
0000322148	SUPV BUS MAINTENANCE	52,104.00	52,104.00	0.00	52,104.00	14,002.95	0.00	66,106.95
0000316825	SR TECHNICAL SERVICES ENGINEER (DATE LAST EMPLOYED 04-MAR-11)	78,166.92	78,166.92	0.00	57,297.65	0.00	2,432.00	59,729.65
0000304229	PARKING SERVICES REP	22,483.50	22,483.50	0.00	22,564.48	8.65	864.76	23,437.89
0000311602	*BUS OPERATOR	40,643.20	40,643.20	0.00	32,860.17	911.58	0.00	33,771.75
0000302994	*DATA SYSTEM CLAIMS CLERK	31,699.20	31,699.20	0.00	33,042.17	0.00	1,579.94	34,622.11
0000305926	TRANSIT POLICE OFFICER SR	54,787.20	54,787.20	0.00	55,689.35	10,065.22	1,685.76	67,440.33
0000317199	TRANSIT POLICE SERGEANT	54,204.80	56,368.00	2,163.20	58,467.50	23,190.29	0.00	81,657.79
0000319324	MGR COMMUNICATIONS	65,180.70	78,000.00	12,819.30	63,167.07	0.00	4,261.82	67,428.89
0000305490	SUPV ACCOUNTING	70,864.04	70,864.04	0.00	67,321.20	0.00	5,451.08	72,772.28
0000302850	*BUS OPERATOR	40,643.20	40,643.20	0.00	39,483.37	2,077.59	0.00	41,560.96
0000322332	*SERVICEPERSON VII GROUNDSKEEPR	32,281.60	32,281.60	0.00	33,989.77	162.96	0.00	34,152.73
0000304849	FOREMAN BUILDINGS SUPP EQUIP	56,680.00	56,680.00	0.00	56,680.00	1,090.00	7,630.00	65,400.00
0000323208	TRANSIT POLICE OFFICER SR	43,305.60	46,841.60	3,536.00	43,524.21	19,674.91	1,665.60	64,864.72
0000322856	*INSPECTOR	41,267.20	41,392.00	124.80	37,129.53	961.57	383.72	38,474.82
0000320210	*BUS OPERATOR	40,643.20	40,643.20	0.00	43,036.61	8,330.06	1,954.00	53,320.67
0000304870	*BUS OPERATOR	40,643.20	40,643.20	0.00	43,015.07	4,415.37	0.00	47,430.44
0000305643	*BUS OPERATOR	40,643.20	40,643.20	0.00	41,262.36	1,099.51	0.00	42,361.87
0000303025	*AA INSPECTOR	43,804.80	43,804.80	0.00	46,553.39	7,660.70	0.00	54,214.09
0000302916	*MOBILITY OPERATOR	30,409.60	30,409.60	0.00	27,532.22	16,568.24	208.00	44,308.46
0000303539	TRANSIT POLICE OFFICER SR	54,787.20	54,787.20	0.00	55,919.82	18,767.26	2,950.08	77,637.16
0000302116	RAIL SERVICES CONTROLLER	58,884.80	58,884.80	0.00	58,884.80	4,436.21	0.00	63,321.01
0000321480	*BUS OPERATOR	34,548.80	37,606.40	3,057.60	40,817.81	7,844.49	1,247.52	49,909.82



## MARTOC REPORT

EE NUMBER	TITLE	FY 10	FY 11	DIFFERENCE	REGULAR	OVERTIME	OTHER	TOTAL
		BASE SALARY	BASE SALARY	+/-	EARNINGS	EARNINGS	EARNINGS	EARNINGS
0000322221	*RAIL STATION CLEANER	26,894.40	28,412.80	1,518.40	29,580.87	4,830.00	0.00	34,410.87
0000315198	TRANSIT POLICE SERGEANT	56,368.00	58,614.40	2,246.40	59,065.88	6,571.49	1,127.20	66,764.57
0000303499	TRANSIT POLICE OFFICER SPECIAL	56,971.20	56,971.20	0.00	59,326.74	34,564.97	6,573.60	100,465.31
0000304381	*BUS OPERATOR	40,643.20	40,643.20	0.00	26,009.45	3,636.89	0.00	29,646.34
0000320950	SR ASSOCIATE COUNSEL	92,668.94	92,668.94	0.00	89,104.97	0.00	1,782.10	90,887.07
0000304580	GEN SUPT BUS MAINT	81,343.60	81,343.60	0.00	77,902.57	0.00	7,508.68	85,411.25
0000304422	SUPV BUS TRANSPORTATION	48,048.00	48,048.00	0.00	48,048.00	10,194.03	747.06	58,989.09
0000322992	TRANSIT POLICE OFFICER	41,641.60	43,305.60	1,664.00	42,050.63	1,086.49	0.00	43,137.12
0000320485	*BUS OPERATOR	40,643.20	40,643.20	0.00	41,637.80	3,838.87	0.00	45,476.67
0000306168	GEN FOREMAN BLDGS & GROUNDS	67,847.00	67,847.00	0.00	65,237.57	0.00	7,045.65	72,283.22
0000303390	*SERVICEPERSON I	31,824.00	31,824.00	0.00	34,071.13	3,826.93	612.00	38,510.06
0000306471	*JOURNEYMAN ET-RADIO MAINT	43,804.80	43,804.80	0.00	46,973.68	276.48	2,815.38	50,065.54
0000303888	*RAIL OPERATOR	40,643.20	40,643.20	0.00	42,518.08	8,404.44	0.00	50,922.52
0000306038	SUPV BUS MAINTENANCE	57,740.80	57,740.80	0.00	57,740.80	12,630.80	0.00	70,371.60
0000304830	*JOURNEYMAN ET-RAIL CAR MAINT	43,804.80	43,804.80	0.00	46,622.94	3,285.37	225.00	50,133.31
0000303628	*SERVICEPERSON IV (DATE LAST EMPLOYED 01-JUL-11)	34,008.00	34,008.00	0.00	36,661.42	21,696.03	2,267.26	60,624.71
0000305214	*BUS OPERATOR	40,643.20	40,643.20	0.00	43,493.31	10,346.85	2,032.16	55,872.32
0000304538	*BUS OPERATOR (DATE LAST EMPLOYED 01-MAY-11)	40,643.20	40,643.20	0.00	37,083.10	7,560.62	781.60	45,425.32
0000321067	*BUS OPERATOR	40,643.20	40,643.20	0.00	43,579.50	5,518.90	0.00	49,098.40
0000305880	*RAIL OPERATOR	40,643.20	40,643.20	0.00	46,141.41	21,156.46	928.35	68,226.22
0000320584	*MATERIAL CONTROLLER	40,643.20	41,496.00	852.80	43,620.94	425.62	0.00	44,046.56
0000304714	MAINTENANCE PLANNER BUS	52,686.40	52,686.40	0.00	49,824.11	2,229.04	1,823.76	53,876.91
0000317775	*BUS OPERATOR	40,643.20	40,643.20	0.00	42,963.66	6,882.08	0.00	49,845.74
0000305499	*JOURNEYMAN ET-RADIO MAINT	43,804.80	43,804.80	0.00	46,331.43	1,366.28	5,286.06	52,983.77
0000316824	*REPROGRAPHICS SPEC III	40,913.60	42,515.20	1,601.60	44,031.24	297.97	1,499.65	45,828.86
0000305276	OFFICE ADMINISTRATOR II	53,371.24	53,371.24	0.00	51,318.99	0.00	4,725.98	56,044.97
0000304022	*REVENUE AGENT	41,308.80	41,308.80	0.00	43,716.72	5,213.32	0.00	48,930.04
0000303124	*BUS OPERATOR	40,643.20	40,643.20	0.00	33,214.19	1,515.34	0.00	34,729.53
0000303578	*BUS OPERATOR (DATE LAST EMPLOYED 01-JUL-11)	40,643.20	40,643.20	0.00	37,019.88	4,463.06	0.00	41,482.94
0000315243	*BUS OPERATOR	40,643.20	40,643.20	0.00	44,579.54	17,578.58	781.60	62,939.72
0000322131	*BUS OPERATOR	34,548.80	37,606.40	3,057.60	39,020.91	10,446.91	0.00	49,467.82
0000305198	SUPV BUS TRANSPORTATION (DATE LAST EMPLOYED 01-MAR-11)	48,588.80	48,588.80	0.00	31,582.72	5,618.08	3,105.02	40,305.82
0000302470	SUPT BUS TRANSPORTATION	69,235.40	69,235.40	0.00	66,572.62	0.00	10,284.86	76,857.48
0000303471	*JOURNEYMAN ET-TELEPHONE MAINT	43,804.80	43,804.80	0.00	40,399.19	260.63	0.00	40,659.82

## MARTOC REPORT

EE NUMBER	TITLE	FY 10	FY 11	DIFFERENCE	REGULAR	OVERTIME	OTHER	TOTAL
		BASE SALARY	BASE SALARY	+/-	EARNINGS	EARNINGS	EARNINGS	EARNINGS
0000302366	*BUS OPERATOR	40,643.20	40,643.20	0.00	43,281.60	1,262.71	0.00	44,544.31
0000323415	*BUS OPERATOR	31,491.20	34,548.80	3,057.60	29,712.63	3,579.24	0.00	33,291.87
0000320655	*BUS OPERATOR	40,643.20	40,643.20	0.00	41,884.43	2,658.79	234.48	44,777.70
0000303099	*BUS OPERATOR	40,643.20	40,643.20	0.00	43,488.10	11,481.21	1,719.52	56,688.83
0000316471	*BUS OPERATOR	31,491.20	34,548.80	3,057.60	32,436.57	5,233.49	0.00	37,670.06
0000318562	*BUS OPERATOR	40,643.20	40,643.20	0.00	19,660.22	981.02	0.00	20,641.24
0000323657	*BUS OPERATOR	31,491.20	34,548.80	3,057.60	25,914.87	3,025.78	412.59	29,353.24
0000303178	*BUS OPERATOR	40,643.20	40,643.20	0.00	36,889.88	8,962.81	0.00	45,852.69
0000314819	*BUS OPERATOR	40,643.20	40,643.20	0.00	42,952.51	2,112.24	664.36	45,729.11
0000323030	*PT BUS OPERATOR	0.00	0.00	0.00	30,774.46	2,216.03	0.00	32,990.49
0000305553	ARCHITECT IV	63,576.76	63,576.76	0.00	61,132.59	0.00	9,536.43	70,669.02
0000322038	*MOBILITY OPERATOR	24,564.80	26,083.20	1,518.40	26,668.06	4,146.40	0.00	30,814.46
0000321978	RIDESTORE ASSISTANT	29,035.50	29,035.50	0.00	29,437.79	5,371.65	1,116.76	35,926.20
0000321040	*INSPECTOR	42,390.40	43,118.40	728.00	46,052.31	9,057.11	225.00	55,334.42
0000314232	MGR ITS APPLICATIONS	91,720.46	99,619.00	7,898.54	95,102.72	0.00	8,301.62	103,404.34
0000316314	RAIL SERVICES CONTROLLER	33,696.00	50,440.00	16,744.00	38,374.10	8,236.25	4,732.75	51,343.10
0000302005	*BUS OPERATOR	40,643.20	40,643.20	0.00	39,536.59	5,016.20	0.00	44,552.79
0000320314	*RAIL STATION CLEANER	28,412.80	28,412.80	0.00	29,756.66	963.03	0.00	30,719.69
0000306423	*JOURNEYMAN ET-RAIL CAR MAINT	43,804.80	43,804.80	0.00	45,918.86	134.28	225.00	46,278.14
0000302352	*TRACK WALKER	43,118.40	43,118.40	0.00	33,296.53	691.88	0.00	33,988.41
0000317151	DIR LABOR RELATIONS (DATE LAST EMPLOYED 01-JUN-11)	106,948.92	106,948.92	0.00	92,552.06	0.00	15,670.50	108,222.56
0000306200	PERFORMANCE ANALYST	64,639.12	64,639.12	0.00	62,153.42	0.00	9,944.88	72,098.30
0000319718	AUDITOR III	57,720.78	57,720.78	0.00	55,501.13	0.00	4,662.06	60,163.19
0000314986	*HOSTLER JUNIOR APPRENTICE	32,281.60	30,680.00	-1,601.60	32,624.08	4,697.16	0.00	37,321.24
0000305467	*JOURNEYMAN ET-COMPUTER MAINT	43,804.80	43,804.80	0.00	46,152.87	3,901.41	393.48	50,447.76
0000303708	*BUS OPERATOR (DATE LAST EMPLOYED 12-NOV-10)	40,643.20	40,643.20	0.00	18,704.99	5,805.24	2,260.20	26,770.43
0000305297	*BUS OPERATOR	40,643.20	40,643.20	0.00	42,332.79	2,772.50	174.30	45,279.59
0000320105	TRANSIT POLICE OFFICER SR	46,841.60	48,713.60	1,872.00	48,755.80	34,067.13	2,409.64	85,232.57
0000324897	MGR EXEC OFFICE ADMINISTRATION	73,760.18	85,930.26	12,170.08	77,827.66	0.00	4,695.35	82,523.01
0000303175	*MATERIAL CONTROLLER LEAD	42,369.60	43,659.20	1,289.60	44,755.15	1,107.63	672.21	46,534.99
0000305510	SUPV BUS TRANSPORTATION	52,790.40	52,790.40	0.00	52,790.40	12,329.37	0.00	65,119.77
0000302443	SUPV BUS TRANSPORTATION (DATE LAST EMPLOYED 01-APR-11)	55,952.00	55,952.00	0.00	44,116.00	16,664.55	3,228.00	64,008.55
0000315242	TRANSIT POLICE OFFICER SPECIAL	52,686.40	54,787.20	2,100.80	55,443.75	24,524.66	3,606.80	83,575.21
0000303956	*TRACK MAINTAINER	43,118.40	43,118.40	0.00	46,709.46	4,291.16	3,482.64	54,483.26

## MARTOC REPORT

EE NUMBER	TITLE	FY 10	FY 11	DIFFERENCE	REGULAR	OVERTIME	OTHER	TOTAL
		BASE SALARY	BASE SALARY	+/-	EARNINGS	EARNINGS	EARNINGS	EARNINGS
0000303672	*SERVICEPERSON I	31,824.00	31,824.00	0.00	32,987.84	1,514.71	0.00	34,502.55
0000304614	*CUSTOMER INFORMATION OPERATOR	31,699.20	31,699.20	0.00	33,232.67	3,217.57	0.00	36,450.24
0000306551	*AA INSPECTOR	43,804.80	43,804.80	0.00	38,978.61	513.39	0.00	39,492.00
0000303885	*BUS OPERATOR	40,643.20	40,643.20	0.00	43,280.57	10,284.70	0.00	53,565.27
0000303198	*BUS OPERATOR	40,643.20	40,643.20	0.00	43,773.28	45,438.59	2,696.52	91,908.39
0000303788	CONTRACT PROFESSIONAL	0.00	0.00	0.00	109,530.00	90.00	0.00	109,620.00
0000323736	*SERVICEPERSON I (A)	30,846.40	32,281.60	1,435.20	33,882.98	1,070.88	0.00	34,953.86
0000304979	*JOURNEYMAN AUTOMOTIVE TECH	43,804.80	43,804.80	0.00	46,441.27	6,270.69	225.00	52,936.96
0000324186	*SERVICEPERSON I (A)	30,846.40	32,281.60	1,435.20	23,402.24	186.24	113.77	23,702.25
0000304736	*CUSTOMER INFORMATION OPERATOR	31,699.20	31,699.20	0.00	29,161.53	182.88	0.00	29,344.41
0000304128	SR DIR TREAS CAP PRG TREASURER	99,119.80	110,485.18	11,365.38	100,051.75	0.00	8,726.22	108,777.97
0000305163	*JOURNEYMAN BODY REPAIR	43,804.80	43,804.80	0.00	45,773.11	0.00	225.00	45,998.11
0000303479	*BUS OPERATOR	40,643.20	40,643.20	0.00	40,554.41	587.10	0.00	41,141.51
0000315025	*RAIL STATION CLEANER	32,281.60	28,412.80	-3,868.80	33,207.94	2,550.96	0.00	35,758.90
0000325077	*MOBILITY OPERATOR	23,358.40	23,358.40	0.00	19,863.39	1,570.84	0.00	21,434.23
0000316222	*JOURNEYMAN MACHINIST	43,804.80	43,804.80	0.00	47,853.84	11,791.00	0.00	59,644.84
0000323708	*BUS OPERATOR	31,491.20	34,548.80	3,057.60	22,637.18	1,825.77	0.00	24,462.95
0000304301	*BUS OPERATOR	40,643.20	40,643.20	0.00	43,970.83	7,841.43	1,758.60	53,570.86
0000315747	TRANSIT POLICE OFFICER SR	54,787.20	54,787.20	0.00	54,787.20	6,677.23	4,161.72	65,626.15
0000324011	CRIMINAL JUSTICE INFO TECH REC	29,827.20	29,827.20	0.00	29,439.71	3,409.47	0.00	32,849.18
0000303593	*JOURNEYMAN ET-TRAIN CONTROL	43,804.80	43,804.80	0.00	46,152.39	2,629.88	0.00	48,782.27
0000305695	TRANSIT SERVICE SPECIALIST	35,470.50	35,470.50	0.00	34,242.93	968.63	4,638.47	39,850.03
0000321619	*BUS OPERATOR	34,548.80	37,606.40	3,057.60	38,140.03	4,460.55	433.92	43,034.50
0000324947	*JOURNEYMAN ET-RADIO MAINT	41,080.00	41,392.00	312.00	44,383.54	7,769.03	0.00	52,152.57
0000317430	MGR PLANNING INITIATIVES (DATE LAST EMPLOYED 02-JUL-10)	86,478.08	86,478.08	0.00	16,630.41	0.00	25,279.50	41,909.91
0000304146	*RAIL OPERATOR	40,643.20	40,643.20	0.00	43,997.16	12,710.43	0.00	56,707.59
0000320976	TRANSIT POLICE OFFICER SPECIAL	48,713.60	50,668.80	1,955.20	49,705.68	6,390.69	1,189.80	57,286.17
0000302972	*REPROGRAPHICS SPEC I	29,889.60	29,889.60	0.00	33,912.60	119.00	0.00	34,031.60
0000304855	*BUS OPERATOR	40,643.20	40,643.20	0.00	44,316.21	9,767.92	781.60	54,865.73
0000317740	BREEZE CARD SPECIALIST (DATE LAST EMPLOYED 01-NOV-10)	36,511.54	36,511.54	0.00	18,841.80	0.00	3,913.98	22,755.78
0000323713	*BUS OPERATOR	31,491.20	34,548.80	3,057.60	24,906.31	3,136.02	0.00	28,042.33
0000304643	CJIT-POLICE DISPATCHER	33,696.00	33,696.00	0.00	35,385.80	29,852.55	3,628.80	68,867.15
0000322034	*MOBILITY OPERATOR	24,564.80	26,083.20	1,518.40	26,692.24	730.83	0.00	27,423.07
0000305164	*JOURNEYMAN RAIL CAR MECHANIC	43,804.80	43,804.80	0.00	46,187.43	2,092.84	0.00	48,280.27
0000320362	*RAIL STATION CLEANER	28,412.80	28,412.80	0.00	28,527.03	3,749.67	109.28	32,385.98

## MARTOC REPORT

EE NUMBER	TITLE	FY 10 BASE SALARY	FY 11 BASE SALARY	DIFFERENCE +/-	REGULAR EARNINGS	OVERTIME EARNINGS	OTHER EARNINGS	TOTAL EARNINGS
0000314987	*MOBILITY OPERATOR	30,409.60	30,409.60	0.00	33,254.37	13,141.67	0.00	46,396.04
0000317428	*SERVICEPERSON I	31,824.00	31,824.00	0.00	33,533.47	1,721.25	0.00	35,254.72
0000304080	*RAIL STATION CLEANER	28,412.80	28,412.80	0.00	29,977.00	163.92	0.00	30,140.92
0000323656	*BUS OPERATOR	31,491.20	34,548.80	3,057.60	21,325.28	4,966.29	0.00	26,291.57
0000318787	*RAIL STATION CLEANER	28,412.80	28,412.80	0.00	30,162.99	4,302.91	0.00	34,465.90
0000305463	*BUS OPERATOR	40,643.20	40,643.20	0.00	44,004.16	12,941.42	781.60	57,727.18
0000305627	*BUS OPERATOR	40,643.20	40,643.20	0.00	43,203.79	10,337.12	1,563.20	55,104.11
0000305555	SUPV MOBILITY TRANSPORTATION	42,723.20	42,723.20	0.00	42,723.20	4,488.06	0.00	47,211.26
0000323123	QA ENGINEER	73,759.92	73,759.92	0.00	70,923.15	0.00	1,418.46	72,341.61
0000322930	*BUS OPERATOR	34,548.80	37,606.40	3,057.60	36,427.47	2,885.34	0.00	39,312.81
0000305425	SPECIFICATIONS TECH SPECIALIST	56,906.46	56,906.46	0.00	54,718.95	0.00	1,094.36	55,813.31
0000308759	MATERIALS PERFORMANCE ANALYST	50,280.36	50,280.36	0.00	48,346.59	0.00	2,127.15	50,473.74
0000321365	*BUS OPERATOR	34,548.80	37,606.40	3,057.60	41,708.06	5,871.88	0.00	47,579.94
0000306246	TRANSIT POLICE OFFICER SR	54,787.20	54,787.20	0.00	54,839.88	7,003.17	2,370.60	64,213.65
0000305424	*RAIL OPERATOR	40,643.20	40,643.20	0.00	44,261.20	21,101.87	0.00	65,363.07
0000321039	*SERVICEPERSON I (A)	32,281.60	32,281.60	0.00	34,007.44	465.60	0.00	34,473.04
0000304103	TRANSIT POLICE LIEUTENANT	68,972.80	71,739.20	2,766.40	71,215.85	17,523.13	4,377.30	93,116.28
0000304930	*MATERIAL CONTROLLER	42,369.60	42,369.60	0.00	44,525.21	2,352.80	0.00	46,878.01
0000305118	*SERVICEPERSON I (A)	32,281.60	32,281.60	0.00	33,865.14	7,484.52	0.00	41,349.66
0000305904	*JOURNEYMAN RAIL CAR MECHANIC	43,804.80	43,804.80	0.00	24,445.89	1,422.22	842.40	26,710.51
0000305372	*BUS OPERATOR	40,643.20	40,643.20	0.00	42,841.81	8,463.12	1,563.20	52,868.13
0000305006	*BUS OPERATOR	40,643.20	40,643.20	0.00	43,186.69	6,096.88	495.15	49,778.72
0000304876	*AA INSPECTOR	43,804.80	43,804.80	0.00	46,284.97	3,419.70	225.00	49,929.67
0000304383	TRANSIT POLICE OFFICER SPECIAL	56,971.20	56,971.20	0.00	58,696.77	22,864.04	5,478.00	87,038.81
0000316781	*MOBILITY OPERATOR	28,766.40	30,409.60	1,643.20	28,157.82	432.27	0.00	28,590.09
0000316163	CONTRACT PROFESSIONAL	0.00	0.00	0.00	37,020.00	830.00	0.00	37,850.00
0000323616	*BUS OPERATOR	31,491.20	34,548.80	3,057.60	27,959.13	2,775.57	84.27	30,818.97
0000302059	*BUS OPERATOR	40,643.20	40,643.20	0.00	42,333.86	3,075.31	0.00	45,409.17
0000305269	CJIT-POLICE DISPATCHER (DATE LAST EMPLOYED 27-DEC-10)	36,732.80	36,732.80	0.00	20,095.20	6,651.91	5,469.84	32,216.95
0000304440	*JOURNEYMAN ELEC POWER ELECT	43,804.80	43,804.80	0.00	45,848.36	623.95	225.00	46,697.31
0000303138	*BUS OPERATOR	40,643.20	40,643.20	0.00	44,450.97	13,185.20	0.00	57,636.17
0000304828	MOBILITY SYSTEM DATA SPECIALIST	30,751.50	30,751.50	0.00	31,611.22	11,271.76	3,106.69	45,989.67
0000302554	*INSPECTOR	43,118.40	43,118.40	0.00	45,672.98	4,757.67	225.00	50,655.65
0000321899	*RAIL OPERATOR	34,548.80	37,606.40	3,057.60	25,207.97	911.47	0.00	26,119.44

## MARTOC REPORT

EE NUMBER	TITLE	FY 10	FY 11	DIFFERENCE	REGULAR	OVERTIME	OTHER	TOTAL
		BASE SALARY	BASE SALARY	+/-	EARNINGS	EARNINGS	EARNINGS	EARNINGS
0000303869	*BUS OPERATOR (DATE LAST EMPLOYED 01-NOV-10)	40,643.20	40,643.20	0.00	15,599.91	5,427.11	1,849.86	22,876.88
0000304343	SR COST ANALYST	70,750.16	76,958.18	6,208.02	69,701.19	0.00	6,905.98	76,607.17
0000323447	AGM BUS OPERATIONS	180,000.08	180,000.08	0.00	173,077.22	0.00	0.00	173,077.22
0000312198	CONTRACT EMP PT POLICE OFFICER	0.00	0.00	0.00	29,400.00	1,125.00	0.00	30,525.00
0000302258	FOREMAN CUSTODIAL SERVICES (DATE LAST EMPLOYED 18-APR-11)	53,248.00	45,302.40	-7,945.60	21,632.64	0.00	8,840.53	30,473.17
0000306252	*BUS OPERATOR	40,643.20	40,643.20	0.00	42,318.16	4.99	0.00	42,323.15
0000318743	*SERVICEPERSON IV	34,008.00	34,008.00	0.00	35,609.46	760.31	0.00	36,369.77
0000306507	*BUS OPERATOR	40,643.20	40,643.20	0.00	44,846.59	21,249.05	2,012.62	68,108.26
0000306241	SR EVALUATION ANALYST	62,700.30	62,700.30	0.00	60,289.02	0.00	9,871.23	70,160.25
0000320693	*HOSTLER JUNIOR APPRENTICE	34,008.00	34,008.00	0.00	35,523.01	6,746.27	0.00	42,269.28
0000316502	*MOBILITY OPERATOR	27,414.40	28,766.40	1,352.00	26,158.42	1,280.18	0.00	27,438.60
0000316478	*STATION AGENT	37,169.60	37,169.60	0.00	33,283.55	241.25	0.00	33,524.80
0000302896	*BUS OPERATOR	40,643.20	40,643.20	0.00	33,379.77	12,992.34	2,931.00	49,303.11
0000317448	TRANSIT POLICE OFFICER SR	46,841.60	48,713.60	1,872.00	48,283.88	14,556.85	1,405.20	64,245.93
0000321307	*RAIL STATION CLEANER	26,894.40	28,412.80	1,518.40	29,608.28	3,300.14	0.00	32,908.42
0000303347	*JOURNEYMAN BODY REPAIR	43,804.80	43,804.80	0.00	46,679.75	10,409.98	0.00	57,089.73
0000302037	*BUS OPERATOR	40,643.20	40,643.20	0.00	44,870.52	15,044.98	0.00	59,915.50
0000306092	*BUS OPERATOR	40,643.20	40,643.20	0.00	43,546.66	12,747.39	1,042.27	57,336.32
0000305274	*STATION AGENT	37,169.60	37,169.60	0.00	40,072.17	7,297.71	2,055.06	49,424.94
0000322334	*INSPECTOR	41,392.00	41,662.40	270.40	43,098.31	1,485.75	0.00	44,584.06
0000302492	*REVENUE AGENT	41,308.80	41,308.80	0.00	42,881.95	945.85	0.00	43,827.80
0000302718	MGR CRIMINAL JUSTICE COMM/RECD	74,603.10	74,603.10	0.00	69,668.14	0.00	9,239.40	78,907.54
0000305660	*JOURNEYMAN ET-TRAIN CONTROL	43,804.80	43,804.80	0.00	46,758.71	18,124.80	0.00	64,883.51
0000321835	*BUS OPERATOR	34,548.80	37,606.40	3,057.60	39,333.48	3,500.17	0.00	42,833.65
0000303469	*RAIL OPERATOR	40,643.20	40,643.20	0.00	44,138.56	8,864.33	0.00	53,002.89
0000302269	INTERNAL COMM OUTREACH COORD	60,000.20	60,000.20	0.00	57,692.62	0.00	1,846.16	59,538.78
0000315068	*MOBILITY OPERATOR	30,409.60	30,409.60	0.00	31,521.93	137.12	584.80	32,243.85
0000307107	*MOBILITY OPERATOR	30,409.60	30,409.60	0.00	29,476.78	4,790.74	877.20	35,144.72
0000303087	ACCOUNTING SPECIALIST II	36,972.00	36,972.00	0.00	35,915.93	527.57	2,705.99	39,149.49
0000315331	*SERVICEPERSON I	31,824.00	31,824.00	0.00	33,964.03	3,815.45	0.00	37,779.48
0000302280	*BUS OPERATOR	40,643.20	40,643.20	0.00	43,748.78	15,785.54	0.00	59,534.32
0000303475	*SERVICEPERSON IV	34,008.00	34,008.00	0.00	35,709.08	6,370.53	0.00	42,079.61
0000316653	*MOBILITY OPERATOR	28,766.40	30,409.60	1,643.20	29,097.36	3,384.68	233.92	32,715.96
0000303646	*BUS OPERATOR	40,643.20	40,643.20	0.00	42,898.43	11,813.52	1,563.20	56,275.15
0000302423	SUPV STRATEGIC TRAINING	69,981.08	69,981.08	0.00	67,289.83	0.00	8,882.29	76,172.12

## MARTOC REPORT

EE NUMBER	TITLE	FY 10	FY 11	DIFFERENCE	REGULAR	OVERTIME	OTHER	TOTAL
		BASE SALARY	BASE SALARY	+/-	EARNINGS	EARNINGS	EARNINGS	EARNINGS
0000322958	DATABASE ADMINISTRATOR III	83,000.06	83,000.06	0.00	77,573.39	0.00	0.00	77,573.39
0000320837	TRANSIT POLICE OFFICER SR	43,305.60	45,032.00	1,726.40	45,526.99	14,144.49	832.80	60,504.28
0000320501	*HOSTLER JUNIOR APPRENTICE	32,281.60	34,008.00	1,726.40	36,205.28	13,716.59	523.20	50,445.07
0000307043	*SERVICEPERSON I	31,824.00	31,824.00	0.00	33,475.06	9,294.15	390.15	43,159.36
0000306542	TRANSIT POLICE SERGEANT	65,936.00	65,936.00	0.00	66,688.88	28,197.27	586.45	95,472.60
0000302618	SUPV TRANSIT RESEARCH	50,918.66	50,918.66	0.00	48,960.61	0.00	0.00	48,960.61
0000303516	*SERVICEPERSON IV	43,118.40	34,008.00	-9,110.40	38,342.57	1,961.17	1,635.00	41,938.74
0000305162	*JOURNEYMAN OVERHAULER	43,804.80	43,804.80	0.00	47,780.12	10,006.19	0.00	57,786.31
0000303946	*RAIL OPERATOR (DATE LAST EMPLOYED 01-NOV-10)	40,643.20	40,643.20	0.00	16,116.50	4,019.62	3,087.32	23,223.44
0000306484	*BUS OPERATOR	40,643.20	40,643.20	0.00	41,990.25	4,287.59	0.00	46,277.84
0000319434	*STATION AGENT	37,169.60	37,169.60	0.00	41,058.98	11,854.61	0.00	52,913.59
0000322542	*BUS OPERATOR	34,548.80	37,606.40	3,057.60	35,364.21	4,366.71	0.00	39,730.92
0000302218	FOREMAN TRAIN CONTROL	56,638.40	56,638.40	0.00	56,638.41	17,529.41	451.48	74,619.30
0000303705	DIR RISK MANAGEMENT	98,800.26	98,800.26	0.00	95,000.62	0.00	3,926.69	98,927.31
0000305207	CUSTOMER CARE REP	42,568.50	42,568.50	0.00	42,568.77	0.00	0.00	42,568.77
0000320608	CONTRACT SERVICES INSPECTOR	32,635.20	32,635.20	0.00	32,055.95	0.00	3,294.90	35,350.85
0000305390	FIELD INSPECTOR	60,685.36	60,685.36	0.00	58,351.70	606.90	8,558.10	67,516.70
0000304927	*BUS OPERATOR	40,643.20	40,643.20	0.00	44,414.74	7,151.42	781.60	52,347.76
0000304322	*REVENUE AGENT	41,308.80	41,308.80	0.00	43,592.59	930.95	2,403.06	46,926.60
0000318890	DIR MARKETING AND SALES	97,828.90	97,828.90	0.00	94,066.46	0.00	5,643.99	99,710.45
0000302079	*BUS OPERATOR	40,643.20	40,643.20	0.00	42,977.63	2,530.43	0.00	45,508.06
0000303304	*RAIL OPERATOR	40,643.20	40,643.20	0.00	43,117.52	2,794.50	0.00	45,912.02
0000302886	*BUS OPERATOR	40,643.20	40,643.20	0.00	43,165.07	8,235.96	0.00	51,401.03
0000323515	*BUS OPERATOR	31,491.20	34,548.80	3,057.60	32,811.67	5,165.68	665.81	38,643.16
0000302469	*BUS OPERATOR	40,643.20	40,643.20	0.00	45,187.84	6,649.10	1,954.00	53,790.94
0000304018	SUPV RAIL LINE	44,616.00	48,048.00	3,432.00	47,018.40	8,085.00	3,414.20	58,517.60
0000323244	*BUS OPERATOR	31,491.20	34,548.80	3,057.60	35,260.07	2,078.64	0.00	37,338.71
0000321143	*TRACK MAINTAINER	41,662.40	43,118.40	1,456.00	44,691.72	3,032.91	0.00	47,724.63
0000321377	MGR SYS SAFETY ACCT/INC INVEST	86,713.12	86,713.12	0.00	83,044.84	0.00	7,563.31	90,608.15
0000305621	*JOURNEYMAN ET-COMPUTER MAINT	43,804.80	43,804.80	0.00	46,897.91	4,928.05	4,437.00	56,262.96
0000325657	TRANSIT POLICE OFFICER	40,040.00	40,040.00	0.00	35,386.55	5,460.73	0.00	40,847.28
0000303151	*REVENUE AGENT	41,308.80	41,308.80	0.00	43,109.31	29.80	794.40	43,933.51
0000311855	SR ENTERPRISE NETWORK ENGINEER	87,964.76	87,964.76	0.00	84,581.66	0.00	0.00	84,581.66
0000302215	TRANSIT POLICE SERGEANT	58,614.40	60,964.80	2,350.40	62,070.46	33,499.29	3,810.30	99,380.05

## MARTOC REPORT

EE NUMBER	TITLE	FY 10	FY 11	DIFFERENCE	REGULAR	OVERTIME	OTHER	TOTAL
		BASE SALARY	BASE SALARY	+/-	EARNINGS	EARNINGS	EARNINGS	EARNINGS
0000302157	TRANSIT POLICE OFFICER SR	54,787.20	54,787.20	0.00	41,559.92	0.00	0.00	41,559.92
0000304275	*BUS OPERATOR	40,643.20	40,643.20	0.00	44,170.80	7,502.29	0.00	51,673.09
0000314920	*BUS OPERATOR	40,643.20	40,643.20	0.00	41,973.44	722.87	0.00	42,696.31
0000305227	*JOURNEYMAN ELEC POWER ELECT	43,804.80	43,804.80	0.00	28,995.43	2,827.33	846.44	32,669.20
0000304298	*JOURNEYMAN ELEC POWER ELECT	43,804.80	43,804.80	0.00	46,597.88	14,246.55	1,263.60	62,108.03
0000303110	SUPV CUSTOMER INFO CENTR	53,244.88	53,244.88	0.00	53,245.25	0.00	2,556.33	55,801.58
0000320549	*BUS OPERATOR (DATE LAST EMPLOYED 08-MAR-11)	40,643.20	40,643.20	0.00	30,385.84	3,706.34	0.00	34,092.18
0000320480	TRANSIT POLICE OFFICER SPECIAL	56,971.20	56,971.20	0.00	56,697.31	11,380.65	0.00	68,077.96
0000302235	*JOURNEYMAN ET-RAIL CAR MAINT	43,804.80	43,804.80	0.00	46,279.61	7,589.51	225.00	54,094.12
0000304105	*JOURNEYMAN RAIL CAR MECHANIC	43,804.80	43,804.80	0.00	47,230.89	23,202.88	2,752.20	73,185.97
0000302951	TRANSIT POLICE OFFICER SPECIAL	56,971.20	56,971.20	0.00	57,190.33	9,983.72	5,039.76	72,213.81
0000303072	*BUS OPERATOR	40,643.20	40,643.20	0.00	27,346.13	2,957.15	0.00	30,303.28
0000315525	*JOURNEYMAN ET-TELEPHONE MAINT	43,804.80	43,804.80	0.00	45,682.23	1,674.29	0.00	47,356.52
0000302807	FOREMAN TRAIN CONTROL	56,035.20	56,035.20	0.00	54,957.79	18,568.55	5,388.00	78,914.34
0000303714	SUPV REPROGRAPHICS	55,009.24	55,016.00	6.76	54,744.10	2,578.91	4,804.75	62,127.76
0000303414	*SERVICEPERSON I (A)	32,281.60	32,281.60	0.00	34,924.68	6,367.08	1,862.40	43,154.16
0000321972	*RAIL STATION CLEANER	28,412.80	28,412.80	0.00	27,685.41	2,272.87	0.00	29,958.28
0000315026	*BUS OPERATOR	40,643.20	40,643.20	0.00	43,178.28	2,543.63	781.60	46,503.51
0000315250	*BUS OPERATOR	40,643.20	40,643.20	0.00	42,647.76	2,164.31	0.00	44,812.07
0000304300	*SERVICEPERSON I	32,281.60	31,824.00	-457.60	34,129.13	2,863.71	0.00	36,992.84
0000304644	*BUS OPERATOR (DATE LAST EMPLOYED 01-JUN-11)	40,643.20	40,643.20	0.00	40,151.41	6.75	0.00	40,158.16
0000315912	SUPV BUS TRANSPORTATION	48,048.00	48,048.00	0.00	47,147.10	10,221.75	2,772.00	60,140.85
0000318947	*SERVICEPERSON I	31,824.00	31,824.00	0.00	33,429.75	918.01	0.00	34,347.76
0000302654	*BUS OPERATOR	40,643.20	40,643.20	0.00	43,231.99	8,025.21	1,954.00	53,211.20
0000304749	*BUS OPERATOR	40,643.20	40,643.20	0.00	40,863.07	8,368.83	2,931.00	52,162.90
0000318194	*SERVICEPERSON I	32,281.60	31,824.00	-457.60	33,461.86	1,247.13	0.00	34,708.99
0000316969	TRANSIT POLICE OFFICER SPECIAL	52,686.40	54,787.20	2,100.80	54,768.73	30,574.92	5,066.00	90,409.65
0000314192	*BUS OPERATOR	37,606.40	40,643.20	3,036.80	40,860.98	4,807.26	0.00	45,668.24
0000317916	TRANSIT POLICE OFFICER SR	46,841.60	48,713.60	1,872.00	41,315.55	3,257.05	2,927.60	47,500.20
0000321700	*BUS OPERATOR	34,548.80	37,606.40	3,057.60	39,793.17	4,322.46	0.00	44,115.63
0000306004	SUPV RAIL LINE	40,643.20	48,048.00	7,404.80	46,932.93	13,347.71	0.00	60,280.64
0000317246	*STATION AGENT	37,169.60	37,169.60	0.00	40,815.85	16,974.34	0.00	57,790.19
0000323517	*BUS OPERATOR	31,491.20	34,548.80	3,057.60	32,772.49	8,844.16	0.00	41,616.65
0000320860	*MOBILITY OPERATOR	23,358.40	24,564.80	1,206.40	24,660.67	2,313.63	0.00	26,974.30
0000323531	*BUS OPERATOR	31,491.20	34,548.80	3,057.60	34,255.33	16,009.60	478.80	50,743.73

## MARTOC REPORT

EE NUMBER	TITLE	FY 10	FY 11	DIFFERENCE	REGULAR	OVERTIME	OTHER	TOTAL
		BASE SALARY	BASE SALARY	+/-	EARNINGS	EARNINGS	EARNINGS	EARNINGS
0000320325	*SERVICEPERSON IV	34,008.00	34,008.00	0.00	37,025.24	9,055.97	130.80	46,212.01
0000322304	TRANSIT POLICE OFFICER SR	45,032.00	46,841.60	1,809.60	46,179.38	4,515.14	3,167.89	53,862.41
0000304344	SUPV RAIL YARD TOWER	53,248.00	53,248.00	0.00	52,633.60	13,939.20	0.00	66,572.80
0000305672	*AA INSPECTOR	43,804.80	43,804.80	0.00	46,309.06	6,587.92	3,369.60	56,266.58
0000319670	*STATION AGENT	37,169.60	37,169.60	0.00	15,614.67	8,463.73	3,565.43	27,643.83
0000321903	*BUS OPERATOR	34,548.80	37,606.40	3,057.60	30,214.59	5,185.54	0.00	35,400.13
0000305526	INSTRUCTOR BUS TECHNICAL	50,960.00	50,960.00	0.00	49,098.00	9,518.25	5,292.00	63,908.25
0000304687	SUPV BUS MAINTENANCE	59,425.60	59,425.60	0.00	59,425.60	18,027.67	0.00	77,453.27
0000321207	SUPV RAIL YARD TOWER	48,048.00	52,099.22	4,051.22	48,515.47	3,829.67	0.00	52,345.14
0000320737	SR DEVELOPMENT ASSOCIATE	74,520.42	74,520.42	0.00	71,367.94	0.00	0.00	71,367.94
0000320237	*JOURNEYMAN ET-RADIO MAINT	43,804.80	43,804.80	0.00	45,474.05	238.51	3,369.60	49,082.16
0000304547	*BUS OPERATOR	40,643.20	40,643.20	0.00	43,372.24	15,617.98	1,563.20	60,553.42
0000304888	TRANSIT POLICE LIEUTENANT	80,308.80	80,308.80	0.00	66,409.24	8,011.62	23,648.63	98,069.49
0000303050	SUPV RAIL LINE	52,790.40	52,790.40	0.00	52,790.40	7,704.10	4,822.20	65,316.70
0000304711	TRANSIT POLICE OFFICER SR	54,787.20	54,787.20	0.00	55,103.28	25,543.28	1,580.40	82,226.96
0000320482	*BUS OPERATOR	40,643.20	40,643.20	0.00	43,606.93	3,389.22	0.00	46,996.15
0000304893	*JOURNEYMAN ELEC POWER ELECT	43,804.80	43,804.80	0.00	46,956.73	12,528.08	0.00	59,484.81
0000322980	*INSPECTOR	41,267.20	41,392.00	124.80	44,052.80	6,797.17	1,516.10	52,366.07
0000304040	*BUS OPERATOR	40,643.20	40,643.20	0.00	41,874.72	6,901.15	0.00	48,775.87
0000319963	SR BUYER	54,857.14	54,857.14	0.00	52,325.74	0.00	422.01	52,747.75
0000305676	*INSPECTOR	43,118.40	43,118.40	0.00	45,406.26	10,238.16	225.00	55,869.42
0000305498	*BUS OPERATOR	40,643.20	40,643.20	0.00	42,450.93	749.51	0.00	43,200.44
0000306139	*BUS OPERATOR	40,643.20	40,643.20	0.00	43,691.52	10,955.95	1,563.20	56,210.67
0000322840	CONTRACT PROFESSIONAL (DATE LAST EMPLOYED 30-JUN-10)	0.00	0.00	0.00	20,625.00	1,375.00	0.00	22,000.00
0000303215	*BUS OPERATOR	40,643.20	40,643.20	0.00	35,803.77	578.61	0.00	36,382.38
0000305117	*BUS OPERATOR	40,643.20	40,643.20	0.00	43,086.36	2,878.57	3,126.40	49,091.33
0000305062	*INSPECTOR	43,118.40	43,118.40	0.00	46,244.97	10,253.66	2,777.82	59,276.45
0000305706	CONSTRUCTION SAFETY ENGINEER	74,118.72	74,118.72	0.00	71,268.55	0.00	5,701.44	76,969.99
0000318960	MOBILITY CUSTOMER CARE REP	36,523.50	36,523.50	0.00	35,460.87	2,992.29	2,341.25	40,794.41
0000304954	*SERVICEPERSON IV	34,008.00	34,008.00	0.00	34,266.15	3,421.33	0.00	37,687.48
0000302372	SR INSTRUCTOR RAIL MAINT	65,898.56	65,898.56	0.00	63,364.12	0.00	7,603.53	70,967.65
0000323584	*MOBILITY OPERATOR	24,564.80	24,564.80	0.00	21,636.87	2,272.00	0.00	23,908.87
0000303401	*BUS OPERATOR	40,643.20	40,643.20	0.00	40,357.84	2,492.62	0.00	42,850.46
0000305849	*BUS OPERATOR	40,643.20	40,643.20	0.00	21,303.57	2,138.49	0.00	23,442.06



## MARTOC REPORT

EE NUMBER	TITLE	FY 10	FY 11	DIFFERENCE	REGULAR	OVERTIME	OTHER	TOTAL
		BASE SALARY	BASE SALARY	+/-	EARNINGS	EARNINGS	EARNINGS	EARNINGS
0000305723	*JOURNEYMAN ET-RADIO MAINT	43,804.80	43,804.80	0.00	46,529.44	12,422.87	4,822.74	63,775.05
0000302567	SUPV BUS TRANSPORTATION	54,891.20	54,891.20	0.00	44,465.73	8,964.71	0.00	53,430.44
0000302531	*RAIL STATION CLEANER	28,412.80	28,412.80	0.00	30,891.28	3,124.74	956.20	34,972.22
0000316921	*MATERIAL CONTROLLER	41,496.00	42,369.60	873.60	44,714.43	1,633.23	0.00	46,347.66
0000305693	*BUS OPERATOR	40,643.20	40,643.20	0.00	40,399.31	1,236.73	0.00	41,636.04
0000304071	*REVENUE AGENT	41,308.80	41,308.80	0.00	45,057.26	6,784.78	794.40	52,636.44
0000324950	*MOBILITY OPERATOR	23,358.40	23,358.40	0.00	20,929.10	5,992.70	0.00	26,921.80
0000303293	COMPENSATION ANALYST III	66,641.12	66,641.12	0.00	64,078.35	0.00	3,844.68	67,923.03
0000304078	*BUS OPERATOR	40,643.20	40,643.20	0.00	42,682.94	7,950.47	0.00	50,633.41
0000320835	CLAIMS ADJUSTER III-WKRS COMP	58,240.26	58,240.26	0.00	56,000.67	0.00	2,800.34	58,801.01
0000320858	*FILING CLERK (DATE LAST EMPLOYED 29-APR-11)	29,369.60	31,699.20	2,329.60	21,193.24	0.00	0.00	21,193.24
0000305102	MATERIAL INVENTORY CONTROL PLN (DATE LAST EMPLOYED 01-JAN-11)	51,665.38	51,665.38	0.00	29,409.61	0.00	4,341.17	33,750.78
0000302811	*JOURNEYMAN ET-TRAIN CONTROL	43,804.80	43,804.80	0.00	46,124.74	8,900.51	0.00	55,025.25
0000306496	FARE COLLECTION ASST	31,629.00	31,629.00	0.00	29,528.45	170.31	0.00	29,698.76
0000306272	BUSINESS ANALYST III	74,486.88	74,486.88	0.00	71,622.14	0.00	2,865.00	74,487.14
0000302370	DIR FINANCIAL MGMT & BUDGET	108,406.22	108,406.22	0.00	104,237.00	0.00	8,226.65	112,463.65
0000303352	ADMINISTRATIVE ASSISTANT	36,757.50	36,757.50	0.00	35,344.00	0.00	2,206.41	37,550.41
0000305031	*RAIL OPERATOR	40,643.20	40,643.20	0.00	43,408.23	2,858.74	0.00	46,266.97
0000320104	*PT BUS OPERATOR (DATE LAST EMPLOYED 26-MAY-11)	0.00	0.00	0.00	20,799.16	1,315.37	0.00	22,114.53
0000324780	*PT BUS OPERATOR	0.00	0.00	0.00	20,875.75	1,933.85	0.00	22,809.60
0000319942	*CUSTOMER INFORMATION OPERATOR	31,699.20	31,699.20	0.00	29,028.06	171.45	0.00	29,199.51
0000316112	*MOBILITY OPERATOR	30,409.60	30,409.60	0.00	32,689.74	6,809.39	0.00	39,499.13
0000303604	*STATION AGENT (DATE LAST EMPLOYED 01-MAY-11)	37,169.60	37,169.60	0.00	35,508.90	11,003.58	0.00	46,512.48
0000320322	*RAIL STATION CLEANER	28,412.80	28,412.80	0.00	30,706.87	8,933.64	633.97	40,274.48
0000321539	*BUS OPERATOR	34,548.80	37,606.40	3,057.60	39,691.83	4,175.56	343.52	44,210.91
0000304104	*RAIL STATION CLEANER	28,412.80	28,412.80	0.00	30,095.58	2,735.42	0.00	32,831.00
0000312401	*BUS OPERATOR	34,548.80	37,606.40	3,057.60	31,777.69	1,550.31	0.00	33,328.00
0000305901	*BUS OPERATOR	40,643.20	40,643.20	0.00	39,452.76	677.37	781.60	40,911.73
0000322157	*TRACK MAINTAINER	41,392.00	43,118.40	1,726.40	19,883.82	846.62	903.66	21,634.10
0000319676	*JOURNEYMAN ET-TRAIN CONTROL	43,804.80	43,804.80	0.00	46,317.73	8,087.10	225.00	54,629.83
0000321219	TRANSIT POLICE OFFICER SR	46,841.60	48,713.60	1,872.00	47,224.12	19,760.07	2,139.40	69,123.59
0000319717	ENTERPRISE TELE ENGINEER	59,535.06	59,535.06	0.00	58,390.46	0.00	4,808.63	63,199.09
0000319734	*JOURNEYMAN ET-RAIL CAR MAINT	43,804.80	43,804.80	0.00	45,807.56	1,958.58	225.00	47,991.14
0000305459	FOREMAN CUSTODIAL SERVICES	46,300.80	46,300.80	0.00	46,300.80	3,138.66	5,297.88	54,737.34

## MARTOC REPORT

EE NUMBER	TITLE	FY 10	FY 11	DIFFERENCE	REGULAR	OVERTIME	OTHER	TOTAL
		BASE SALARY	BASE SALARY	+/-	EARNINGS	EARNINGS	EARNINGS	EARNINGS
0000315129	RESIDENT ENGINEER	70,464.94	86,713.12	16,248.18	73,183.62	0.00	1,355.10	74,538.72
0000315057	*BUS OPERATOR	40,643.20	40,643.20	0.00	41,908.37	3,952.87	314.01	46,175.25
0000304823	CHF STRATEGIC TRAINING	83,554.12	83,554.12	0.00	80,340.88	0.00	642.73	80,983.61
0000302598	*MOBILITY OPERATOR	30,409.60	30,409.60	0.00	33,078.64	24,369.89	584.80	58,033.33
0000304328	*BUS OPERATOR	40,643.20	40,643.20	0.00	44,821.08	17,255.53	0.00	62,076.61
0000305423	FARE COLLECTION COORDINATOR OP	48,418.50	48,418.50	0.00	48,853.30	10,354.25	2,479.28	61,686.83
0000321817	INFORMATION SYS ANALYST III	75,000.12	75,000.12	0.00	72,115.60	0.00	7,692.32	79,807.92
0000306529	*INFORMATION SYSTEMS REC CLERK	31,699.20	31,699.20	0.00	34,617.78	5,933.40	0.00	40,551.18
0000320973	*INSPECTOR	39,228.80	40,206.40	977.60	43,605.65	12,564.68	225.00	56,395.33
0000319019	SUPT STATION SERVICES	75,489.70	62,749.96	-12,739.74	53,459.64	0.00	4,404.05	57,863.69
0000321526	*ADMIN CLERK	30,409.60	31,699.20	1,289.60	30,905.71	11.43	121.92	31,039.06
0000304418	*JOURNEYMAN RAIL CAR MECHANIC	43,804.80	43,804.80	0.00	47,190.43	4,967.59	2,331.00	54,489.02
0000305115	CUSTOMER CARE REP	40,989.00	40,989.00	0.00	40,989.00	0.00	756.52	41,745.52
0000305950	MGR CASH	79,388.92	87,327.76	7,938.84	76,732.74	0.00	4,580.15	81,312.89
0000303485	SUPV BUS MAINTENANCE	54,995.20	54,995.20	0.00	54,810.12	14,502.34	0.00	69,312.46
0000305344	AGM INTERNAL AUDIT	140,172.50	140,172.50	0.00	134,781.52	0.00	12,489.73	147,271.25
0000302281	*SERVICEPERSON IV	40,206.40	34,008.00	-6,198.40	36,672.53	3,036.53	620.80	40,329.86
0000313416	*STATION AGENT	37,169.60	37,169.60	0.00	39,575.77	4,523.37	0.00	44,099.14
0000306364	FOREMAN TRAIN CONTROL	43,804.80	52,104.00	8,299.20	51,377.59	22,667.90	1,118.99	75,164.48
0000308951	*SERVICEPERSON I (A)	32,281.60	32,281.60	0.00	34,020.34	0.00	0.00	34,020.34
0000303038	*BUS OPERATOR	40,643.20	40,643.20	0.00	44,153.72	23,272.00	781.60	68,207.32
0000302769	*JOURNEYMAN ET-RADIO MAINT	43,804.80	43,804.80	0.00	46,445.78	971.44	842.40	48,259.62
0000303456	*JOURNEYMAN ET-HVAC	43,804.80	43,804.80	0.00	45,859.17	3,609.18	0.00	49,468.35
0000306276	*TRACK WALKER	43,118.40	43,118.40	0.00	45,736.84	886.24	0.00	46,623.08
0000305780	SUPT RAIL LINE	48,588.80	61,800.18	13,211.38	58,243.48	3,176.96	0.00	61,420.44
0000319307	REVENUE ADMIN SPECIAL SERVICES (DATE LAST EMPLOYED 24-SEP-10)	53,642.68	53,642.68	0.00	21,663.47	0.00	2,243.72	23,907.19
0000305811	*RAIL OPERATOR	40,643.20	40,643.20	0.00	43,325.41	5,302.00	0.00	48,627.41
0000303851	*BUS OPERATOR (DATE LAST EMPLOYED 01-JUN-11)	40,643.20	40,643.20	0.00	41,055.94	16,833.24	0.00	57,889.18
0000303762	*BUS OPERATOR	40,643.20	40,643.20	0.00	37,467.20	0.00	0.00	37,467.20
0000304062	*JOURNEYMAN ET-TRAIN CONTROL	43,804.80	43,804.80	0.00	46,084.59	213.25	435.60	46,733.44
0000304464	*BUS OPERATOR	40,643.20	40,643.20	0.00	43,622.15	15,689.45	781.60	60,093.20
0000322569	*SERVICEPERSON IV	32,281.60	34,008.00	1,726.40	34,231.43	1,070.88	0.00	35,302.31
0000321709	TRANSIT POLICE OFFICER SR	45,032.00	46,841.60	1,809.60	46,738.84	27,759.89	2,018.10	76,516.83
0000306312	DIVISION DISPATCHER	51,729.60	51,729.60	0.00	51,530.64	3,009.27	1,625.01	56,164.92
0000306308	*JOURNEYMAN ET-RAIL CAR MAINT	43,804.80	43,804.80	0.00	46,348.05	7,123.63	1,881.80	55,353.48

## MARTOC REPORT

EE NUMBER	TITLE	FY 10 BASE SALARY	FY 11 BASE SALARY	DIFFERENCE +/-	REGULAR EARNINGS	OVERTIME EARNINGS	OTHER EARNINGS	TOTAL EARNINGS
0000315357	GOVERNMENT AFFAIRS OFFICER	74,492.60	67,999.88	-6,492.72	65,634.48	0.00	1,830.77	67,465.25
0000317612	CJIT-CALL TAKER	31,761.60	31,761.60	0.00	33,522.84	11,733.12	366.48	45,622.44
0000304396	*SERVICEPERSON II	31,824.00	31,824.00	0.00	33,108.73	11.48	610.78	33,730.99
0000304272	*INSPECTOR	43,118.40	43,118.40	0.00	45,511.51	9,585.13	225.00	55,321.64
0000322379	*INSPECTOR	39,228.80	40,206.40	977.60	40,636.82	5,254.15	0.00	45,890.97
0000306028	FOREMAN TRAIN CONTROL	56,305.60	56,305.60	0.00	56,305.60	12,235.64	4,358.27	72,899.51
0000315528	FARE COLLECTION COORDINATOR OP	48,184.50	48,184.50	0.00	48,394.78	2,409.28	0.00	50,804.06
0000317918	TRANSIT POLICE OFFICER SR	46,841.60	48,713.60	1,872.00	44,567.04	10,959.53	0.00	55,526.57
0000317762	*JOURNEYMAN ET-RAIL CAR MAINT	43,804.80	43,804.80	0.00	46,380.51	4,896.47	225.00	51,501.98
0000304944	*STATION AGENT	37,169.60	37,169.60	0.00	39,428.31	4,416.15	1,429.60	45,274.06
0000320154	*MOBILITY OPERATOR	26,083.20	26,083.20	0.00	21,639.72	230.47	0.00	21,870.19
0000316071	FOREMAN CUSTODIAL SERVICES	44,824.00	44,824.00	0.00	44,738.24	10,861.20	0.00	55,599.44
0000305770	*BUS OPERATOR (DATE LAST EMPLOYED 01-JAN-11)	40,643.20	40,643.20	0.00	19,370.23	673.86	0.00	20,044.09
0000303511	FINANCE ADMINISTRATIVE ANALYST	73,150.22	73,150.22	0.00	70,337.10	0.00	4,220.21	74,557.31
0000304097	*BUS OPERATOR (DATE LAST EMPLOYED 22-MAR-11)	40,643.20	40,643.20	0.00	29,392.53	3,786.35	0.00	33,178.88
0000317000	*JOURNEYMAN ET-HVAC	43,804.80	43,804.80	0.00	45,580.65	576.54	225.00	46,382.19
0000320505	AGM PLANNING	140,000.12	140,000.12	0.00	134,616.11	0.00	5,384.44	140,000.55
0000324051	TRANSIT POLICE OFFICER SR	38,500.80	41,641.60	3,140.80	39,808.14	8,685.41	925.50	49,419.05
0000302064	TRANSIT POLICE OFFICER SR	54,787.20	54,787.20	0.00	51,785.49	1,274.22	0.00	53,059.71
0000324643	*MOBILITY OPERATOR	23,358.40	24,564.80	1,206.40	24,509.94	2,162.84	0.00	26,672.78
0000317072	*JOURNEYMAN ET-HVAC	43,804.80	43,804.80	0.00	46,195.58	1,389.97	225.00	47,810.55
0000321408	*BUS OPERATOR	34,548.80	37,606.40	3,057.60	38,337.58	6,464.96	0.00	44,802.54
0000321340	TRANSIT POLICE OFFICER SR	38,500.80	41,641.60	3,140.80	42,711.99	32,363.96	2,962.96	78,038.91
0000305189	CONTRACT SPECIALIST III	68,334.50	68,334.50	0.00	65,706.52	0.00	4,888.43	70,594.95
0000306590	*RAIL OPERATOR	40,643.20	40,643.20	0.00	43,121.90	6,179.85	1,563.20	50,864.95
0000304177	*BUS OPERATOR (DATE LAST EMPLOYED 01-MAY-11)	40,643.20	40,643.20	0.00	40,517.84	9,891.01	781.60	51,190.45
0000319138	*BUS OPERATOR	40,643.20	40,643.20	0.00	39,261.37	1,018.33	0.00	40,279.70
0000324791	TRANSIT POLICE OFFICER	38,500.80	40,040.00	1,539.20	39,766.77	8,958.38	0.00	48,725.15
0000305067	DIR HR SERVICES & ADMIN	110,463.08	110,463.08	0.00	105,790.03	0.00	0.00	105,790.03
0000320851	*RAIL STATION CLEANER	28,412.80	28,412.80	0.00	30,720.54	8,841.48	764.96	40,326.98
0000303739	PLANNER COMM COMPTR & FARECOLL	52,686.40	52,686.40	0.00	52,686.40	0.00	1,013.20	53,699.60
0000321407	PURCHASING AGENT III	47,563.10	47,563.10	0.00	45,733.97	0.00	0.00	45,733.97
0000306008	*RAIL OPERATOR	40,643.20	40,643.20	0.00	46,104.06	20,569.61	3,908.00	70,581.67
0000302120	*BUS OPERATOR	40,643.20	40,643.20	0.00	40,446.91	2,004.00	0.00	42,450.91

## MARTOC REPORT

EE NUMBER	TITLE	FY 10	FY 11	DIFFERENCE	REGULAR	OVERTIME	OTHER	TOTAL
		BASE SALARY	BASE SALARY	+/-	EARNINGS	EARNINGS	EARNINGS	EARNINGS
0000302099	*MATERIAL CONTROLLER LEAD	41,496.00	43,659.20	2,163.20	46,564.83	2,908.34	2,037.00	51,510.17
0000306199	*BUS OPERATOR	40,643.20	40,643.20	0.00	33,263.40	564.83	0.00	33,828.23
0000316581	*MOBILITY OPERATOR	30,409.60	30,409.60	0.00	28,733.66	224.81	0.00	28,958.47
0000321061	*BUS OPERATOR	40,643.20	40,643.20	0.00	41,991.47	6,821.73	0.00	48,813.20
0000316118	*STRUCTURAL INSPECTOR	43,118.40	43,118.40	0.00	45,947.66	4,625.43	0.00	50,573.09
0000302363	*BUS OPERATOR	40,643.20	40,643.20	0.00	40,798.80	20,107.11	0.00	60,905.91
0000302082	*JOURNEYMAN RAIL CAR MECHANIC	43,804.80	43,804.80	0.00	48,317.14	1,776.97	1,909.80	52,003.91
0000321949	*BUS OPERATOR	34,548.80	37,606.40	3,057.60	34,853.12	3,329.12	0.00	38,182.24
0000303250	*JOURNEYMAN ET-TELEPHONE MAINT	43,804.80	43,804.80	0.00	46,000.55	11,554.07	0.00	57,554.62
0000316577	*MOBILITY OPERATOR	30,409.60	30,409.60	0.00	30,611.83	1,080.15	584.80	32,276.78
0000323500	AGM RAIL OPERATIONS	180,000.08	180,000.08	0.00	173,077.19	0.00	0.00	173,077.19
0000322672	*INSPECTOR	41,662.40	43,118.40	1,456.00	45,519.68	13,255.27	225.00	58,999.95
0000302172	*JOURNEYMAN ET-RAIL CAR MAINT	43,804.80	43,804.80	0.00	45,868.02	0.00	225.00	46,093.02
0000323065	INFORMATION SYS ANALYST III	73,759.92	73,759.92	0.00	70,923.08	0.00	6,524.92	77,448.00
0000305678	ELECTRICAL ENGINEER VI	80,694.38	80,694.38	0.00	77,591.02	0.00	11,793.61	89,384.63
0000306056	*BUS OPERATOR	40,643.20	40,643.20	0.00	42,593.58	3,110.77	0.00	45,704.35
0000306524	BUS MECH ELEC ENGINEER	71,086.60	71,086.60	0.00	67,806.03	0.00	0.00	67,806.03
0000305041	FOREMAN CUSTODIAL SERVICES	44,324.80	44,324.80	0.00	44,324.80	4,091.52	1,704.80	50,121.12
0000305605	SUPV BUS TRANSPORTATION	40,643.20	48,048.00	7,404.80	47,627.16	6,260.93	0.00	53,888.09
0000304786	DIVISION DISPATCHER	52,312.00	52,312.00	0.00	52,312.00	201.20	0.00	52,513.20
0000302145	*JOURNEYMAN PAINTER	43,804.80	43,804.80	0.00	46,784.67	5,867.89	0.00	52,652.56
0000316660	TRANSIT POLICE OFFICER SR	52,686.40	54,787.20	2,100.80	55,804.49	26,309.50	0.00	82,113.99
0000320079	*BUS OPERATOR	40,643.20	40,643.20	0.00	43,731.25	10,094.49	0.00	53,825.74
0000303012	*BUS OPERATOR	40,643.20	40,643.20	0.00	42,914.74	6,903.76	3,126.40	52,944.90
0000322431	*JOURNEYMAN ET-TRAIN CONTROL	43,804.80	43,804.80	0.00	46,421.74	14,752.60	0.00	61,174.34
0000302389	SUPV BUS MAINTENANCE	55,702.40	55,702.40	0.00	54,631.20	1,821.04	2,142.40	58,594.64
0000319408	MARKETING COORDINATOR	51,477.40	51,477.40	0.00	49,497.97	0.00	0.00	49,497.97
0000303171	*JOURNEYMAN BODY REPAIR	43,804.80	43,804.80	0.00	48,117.07	6,373.29	6,318.00	60,808.36
0000303170	*INSPECTOR	43,118.40	43,118.40	0.00	46,307.47	9,149.85	0.00	55,457.32
0000320414	DISPATCHER-RAIL TRANSPORTATION	48,048.00	48,048.00	0.00	48,048.00	15,513.96	2,772.00	66,333.96
0000303599	*BUS OPERATOR	40,643.20	40,643.20	0.00	41,463.31	4,606.74	0.00	46,070.05
0000306665	*BUS OPERATOR	40,643.20	40,643.20	0.00	43,137.45	1,924.87	0.00	45,062.32
0000316070	*RAIL STATION CLEANER	28,412.80	28,412.80	0.00	30,886.66	8,559.71	0.00	39,446.37
0000302508	CHF CORPORATE LAW	114,440.04	114,440.04	0.00	110,038.76	0.00	13,204.62	123,243.38
0000302707	SR RECRUITER	56,085.12	61,499.88	5,414.76	52,180.01	0.00	5,913.45	58,093.46

## MARTOC REPORT

EE NUMBER	TITLE	FY 10	FY 11	DIFFERENCE	REGULAR	OVERTIME	OTHER	TOTAL
		BASE SALARY	BASE SALARY	+/-	EARNINGS	EARNINGS	EARNINGS	EARNINGS
0000302465	*MOBILITY OPERATOR	30,409.60	30,409.60	0.00	31,547.51	6,716.16	116.96	38,380.63
0000306452	*JOURNEYMAN RAIL CAR MECHANIC	43,804.80	43,804.80	0.00	46,278.40	4,296.27	0.00	50,574.67
0000322215	IT BUSINESS ANALYST II	65,000.00	65,000.00	0.00	62,500.13	0.00	0.00	62,500.13
0000315667	*JOURNEYMAN ET-TRAIN CONTROL	43,804.80	43,804.80	0.00	47,472.09	18,343.12	225.00	66,040.21
0000324227	CHF QA AUDITS	73,759.92	79,967.94	6,208.02	74,743.61	0.00	0.00	74,743.61
0000323529	*BUS OPERATOR	31,491.20	34,548.80	3,057.60	29,573.71	2,504.41	0.00	32,078.12
0000305516	*RAIL OPERATOR	40,643.20	40,643.20	0.00	44,780.02	12,458.92	0.00	57,238.94
0000322243	*BUS OPERATOR	34,548.80	37,606.40	3,057.60	36,992.23	2,262.71	0.00	39,254.94
0000324171	ARCHITECT VI	81,660.80	81,660.80	0.00	78,520.61	0.00	3,140.80	81,661.41
0000302038	TRANSIT POLICE OFFICER SR (DATE LAST EMPLOYED 01-DEC-10)	54,787.20	54,787.20	0.00	25,095.44	2,015.03	9,658.09	36,768.56
0000311433	*ADMIN CLERK	31,699.20	31,699.20	0.00	23,483.45	74.31	0.00	23,557.76
0000322818	SVC DESK SUPPORT AGENT	40,950.00	40,950.00	0.00	39,532.50	0.00	840.00	40,372.50
0000305887	LANDSCAPE ARCHITECT VI (DATE LAST EMPLOYED 02-JUL-10)	85,413.38	85,413.38	0.00	24,638.50	0.00	5,467.12	30,105.62
0000315144	PROTECTIVE SPEC POLICE CADET	27,289.60	27,289.60	0.00	28,017.76	5,636.36	1,250.87	34,904.99
0000317902	*STATION AGENT	37,169.60	37,169.60	0.00	38,461.49	2,827.96	285.92	41,575.37
0000316386	*CUSTOMER INFORMATION OPERATOR	31,699.20	31,699.20	0.00	32,150.63	1,931.69	0.00	34,082.32
0000304885	*JOURNEYMAN ET-TRAIN CONTROL	43,804.80	43,804.80	0.00	45,995.28	5,078.10	2,695.68	53,769.06
0000302343	*BUS OPERATOR	40,643.20	40,643.20	0.00	42,598.13	4,467.54	0.00	47,065.67
0000316714	*BUS OPERATOR	40,643.20	40,643.20	0.00	44,083.10	10,153.70	0.00	54,236.80
0000322923	*BUS OPERATOR	34,548.80	37,606.40	3,057.60	35,923.49	3,161.46	0.00	39,084.95
0000305684	*JOURNEYMAN ET-RADIO MAINT	43,804.80	39,603.20	-4,201.60	46,550.49	3,964.56	0.00	50,515.05
0000306228	SUPV ACCOUNTING	73,529.30	73,529.30	0.00	70,135.97	0.00	10,463.85	80,599.82
0000320230	MATERIAL INVENTORY CONTROL PLN	51,665.38	51,665.38	0.00	49,678.67	0.00	0.00	49,678.67
0000304900	MAINTENANCE ENG	75,007.40	75,007.40	0.00	72,123.09	0.00	4,327.35	76,450.44
0000306265	TRANSIT POLICE OFFICER SR	54,787.20	54,787.20	0.00	53,799.45	31,588.32	8,165.40	93,553.17
0000302057	*BUS OPERATOR	40,643.20	40,643.20	0.00	43,475.73	15,879.71	0.00	59,355.44
0000302758	TRANSIT POLICE OFFICER SPECIAL	56,971.20	56,971.20	0.00	55,800.65	18,662.98	7,321.71	81,785.34
0000306231	*BUS OPERATOR	40,643.20	40,643.20	0.00	44,511.16	20,788.04	2,696.52	67,995.72
0000321364	*BUS OPERATOR	34,548.80	37,606.40	3,057.60	39,506.16	5,915.54	0.00	45,421.70
0000321710	CRIMINAL JUSTICE INFO TECH REC	30,888.00	30,888.00	0.00	30,073.49	2,851.27	594.00	33,518.76
0000316695	INSTRUCTOR AUTO TRAIN CONTROL	51,708.80	51,708.80	0.00	49,720.00	186.45	3,977.60	53,884.05
0000316216	GEN SUPT RAIL LINE	81,017.30	81,017.30	0.00	77,901.50	0.00	9,016.07	86,917.57
0000324001	DEPARTMENT ADMINISTRATOR	61,034.74	61,034.74	0.00	58,687.42	0.00	4,225.50	62,912.92
0000321698	*BUS OPERATOR	34,548.80	37,606.40	3,057.60	39,846.49	8,927.87	379.68	49,154.04

## MARTOC REPORT

EE NUMBER	TITLE	FY 10	FY 11	DIFFERENCE	REGULAR	OVERTIME	OTHER	TOTAL
		BASE SALARY	BASE SALARY	+/-	EARNINGS	EARNINGS	EARNINGS	EARNINGS
0000314909	SUPV OCCUP MED SVCS WELLNESS	70,476.12	70,476.12	0.00	61,775.17	0.00	11,140.62	72,915.79
0000319663	*BUS OPERATOR	40,643.20	40,643.20	0.00	45,161.78	3,538.30	0.00	48,700.08
0000306609	*MATERIAL CONTROLLER	43,659.20	42,369.60	-1,289.60	45,046.56	31.03	0.00	45,077.59
0000319451	DIVISION DISPATCHER	40,643.20	48,048.00	7,404.80	48,319.44	3,913.56	4,412.10	56,645.10
0000323362	*BUS OPERATOR	31,491.20	34,548.80	3,057.60	21,229.65	1,864.02	0.00	23,093.67
0000303244	SUPV CAR REPAIR INSPECTION	61,235.20	61,235.20	0.00	60,999.68	382.72	6,123.52	67,505.92
0000304397	TRANSIT POLICE OFFICER SPECIAL	56,971.20	56,971.20	0.00	56,971.20	8,184.17	4,519.35	69,674.72
0000319325	*BUS OPERATOR	40,643.20	40,643.20	0.00	42,279.90	10,275.37	1,471.95	54,027.22
0000302069	*BUS OPERATOR	40,643.20	40,643.20	0.00	41,273.07	2,606.89	0.00	43,879.96
0000306327	TRANSIT POLICE OFFICER SR	54,787.20	54,787.20	0.00	55,768.38	9,363.94	1,580.40	66,712.72
0000320216	*INSPECTOR	39,228.80	40,206.40	977.60	29,647.60	4,950.02	225.00	34,822.62
0000304658	*MATERIAL CONTROLLER	41,496.00	42,369.60	873.60	45,006.67	672.23	0.00	45,678.90
0000323614	*BUS OPERATOR	31,491.20	34,548.80	3,057.60	26,241.33	2,371.30	0.00	28,612.63
0000320604	SUPV BUS MAINTENANCE	52,686.40	52,686.40	0.00	52,825.72	7,763.79	0.00	60,589.51
0000304216	*BUS OPERATOR	40,643.20	40,643.20	0.00	42,951.32	22,349.88	781.60	66,082.80
0000302892	*BUS OPERATOR	40,643.20	40,643.20	0.00	43,549.77	14,410.12	0.00	57,959.89
0000305119	SUPV BUS TRANSPORTATION	55,972.80	64,001.60	8,028.80	58,709.91	8,281.60	4,843.80	71,835.31
0000305549	ASST SUPT MOBILITY DISPATCH	46,312.50	46,312.50	0.00	44,531.55	0.00	3,562.98	48,094.53
0000317323	*JOURNEYMAN SUPPORT EQUIPMENT	43,804.80	43,804.80	0.00	46,329.82	4,194.56	0.00	50,524.38
0000320982	*BUS OPERATOR	40,643.20	40,643.20	0.00	43,939.19	5,108.54	0.00	49,047.73
0000319810	*BUS OPERATOR	40,643.20	40,643.20	0.00	37,444.00	2,371.24	0.00	39,815.24
0000302615	*AA INSPECTOR	43,804.80	43,804.80	0.00	46,429.87	12,594.13	0.00	59,024.00
0000315739	*JOURNEYMAN AUTOMOTIVE TECH	43,804.80	43,804.80	0.00	44,447.41	3,163.82	0.00	47,611.23
0000306244	*SERVICEPERSON I (A)	31,824.00	32,281.60	457.60	25,591.75	1,318.02	0.00	26,909.77
0000305250	TRANSIT POLICE OFFICER SPECIAL	56,971.20	56,971.20	0.00	57,245.10	4,950.78	2,848.56	65,044.44
0000322984	CONTRACT PROFESSIONAL	58,422.00	58,422.00	0.00	40,176.36	1,408.12	0.00	41,584.48
0000305565	*RAIL OPERATOR	40,643.20	40,643.20	0.00	43,647.33	8,135.14	2,338.36	54,120.83
0000317062	TRANSIT POLICE OFFICER SR	48,713.60	50,668.80	1,955.20	49,182.00	12,400.96	3,513.00	65,095.96
0000305942	*AA INSPECTOR	43,804.80	43,804.80	0.00	48,514.57	13,082.19	2,752.20	64,348.96
0000303770	TRANSIT POLICE OFFICER SR	54,787.20	54,787.20	0.00	50,296.23	11,477.67	7,006.44	68,780.34
0000316528	RESEARCH SURVEYOR	0.00	0.00	0.00	24,287.25	7,736.64	0.00	32,023.89
0000314922	TRANSIT POLICE OFFICER SR	50,668.80	52,686.40	2,017.60	52,054.84	5,917.16	2,026.40	59,998.40
0000304365	*BUS OPERATOR	40,643.20	40,643.20	0.00	42,380.08	8,809.48	1,563.20	52,752.76
0000305937	INSTRUCTOR CENTRAL MAINTENANCE	58,136.00	58,136.00	0.00	56,011.80	251.55	5,590.00	61,853.35
0000302585	RAIL SERVICES CONTROLLER	57,720.00	57,720.00	0.00	57,720.00	4,897.97	5,344.10	67,962.07

## MARTOC REPORT

EE NUMBER	TITLE	FY 10	FY 11	DIFFERENCE	REGULAR	OVERTIME	OTHER	TOTAL
		BASE SALARY	BASE SALARY	+/-	EARNINGS	EARNINGS	EARNINGS	EARNINGS
0000303114	FOREMAN CUSTODIAL SERVICES	46,779.20	46,779.20	0.00	46,779.20	0.00	0.00	46,779.20
0000305827	TRANSIT POLICE MAJOR	88,909.08	88,909.08	0.00	85,489.55	0.00	17,097.24	102,586.79
0000302318	*MATERIAL CONTROLLER	42,369.60	42,369.60	0.00	44,920.90	1,595.40	0.00	46,516.30
0000323326	CHF PROJECT SCHEDULER (DATE LAST EMPLOYED 01-MAY-11)	85,495.02	85,495.02	0.00	70,699.37	0.00	4,604.46	75,303.83
0000321807	RIDESTORE ASSISTANT	31,921.50	31,921.50	0.00	31,798.99	4,027.12	986.30	36,812.41
0000319460	*BUS OPERATOR	40,643.20	40,643.20	0.00	42,143.79	9,335.95	0.00	51,479.74
0000323249	*BUS OPERATOR	31,491.20	34,548.80	3,057.60	36,940.24	3,117.28	1,378.63	41,436.15
0000323162	*BUS OPERATOR	31,491.20	34,548.80	3,057.60	36,872.14	6,450.80	935.65	44,258.59
0000320555	TRANSIT POLICE OFFICER SR	43,305.60	45,032.00	1,726.40	48,171.51	36,222.08	1,580.45	85,974.04
0000303844	*BUS OPERATOR	40,643.20	40,643.20	0.00	41,213.03	2,042.06	1,172.40	44,427.49
0000324732	TRANSIT POLICE OFFICER	37,024.00	38,500.80	1,476.80	38,145.32	20,178.50	2,591.40	60,915.22
0000303435	*JOURNEYMAN ET-RAIL CAR MAINT	43,804.80	43,804.80	0.00	46,488.67	3,737.10	2,752.20	52,977.97
0000303093	SUPV BUS MAINTENANCE	53,248.00	53,248.00	0.00	51,200.00	6,291.20	3,891.20	61,382.40
0000322547	*BUS OPERATOR	34,548.80	37,606.40	3,057.60	38,267.09	3,470.19	0.00	41,737.28
0000303924	MGR EMPLOY REL WELL ORG DEV (DATE LAST EMPLOYED 02-JUL-10)	90,370.28	90,370.28	0.00	26,068.34	0.00	15,943.75	42,012.09
0000316657	*STATION AGENT	37,169.60	37,169.60	0.00	39,196.98	6,225.55	0.00	45,422.53
0000302246	*BUS OPERATOR	40,643.20	40,643.20	0.00	45,662.92	14,035.60	0.00	59,698.52
0000304871	*BUS OPERATOR	40,643.20	40,643.20	0.00	42,917.37	8,864.97	0.00	51,782.34
0000304336	*AA INSPECTOR	43,804.80	43,804.80	0.00	47,843.29	12,241.24	0.00	60,084.53
0000302312	*BUS OPERATOR	40,643.20	40,643.20	0.00	44,266.95	13,103.20	0.00	57,370.15
0000319278	*JOURNEYMAN RAIL CAR MECHANIC	43,804.80	43,804.80	0.00	47,072.43	10,867.01	225.00	58,164.44
0000319459	MYSTERY CUSTOMER DATA ANALYST	44,900.18	44,900.18	0.00	43,000.89	0.00	0.00	43,000.89
0000302970	SUPV BUS TRANSPORTATION (DATE LAST EMPLOYED 01-APR-11)	52,790.40	52,790.40	0.00	41,623.20	17,613.72	9,813.94	69,050.86
0000314858	*BUS OPERATOR	40,643.20	40,643.20	0.00	31,502.28	2,850.76	468.96	34,822.00
0000316217	*JOURNEYMAN ET-RADIO MAINT	43,804.80	43,804.80	0.00	45,284.38	7,960.71	842.40	54,087.49
0000306431	*BUS OPERATOR	40,643.20	40,643.20	0.00	43,955.92	13,142.46	312.64	57,411.02
0000315347	*TRACK MAINTAINER	43,118.40	43,118.40	0.00	30,371.85	0.00	0.00	30,371.85
0000302836	*STATION AGENT	37,169.60	37,169.60	0.00	39,790.23	4,067.71	285.92	44,143.86
0000323246	*BUS OPERATOR	31,491.20	34,548.80	3,057.60	26,267.51	2,384.59	0.00	28,652.10
0000316151	FARE COLLECTION COORDINATOR OP	41,308.80	48,184.50	6,875.70	45,310.55	1,119.29	3,904.18	50,334.02
0000306641	*BUS OPERATOR	40,643.20	40,643.20	0.00	43,206.99	2,239.11	1,563.20	47,009.30
0000306629	*BUS OPERATOR	40,643.20	40,643.20	0.00	43,278.20	7,177.01	3,908.00	54,363.21
0000303829	*BUS OPERATOR	40,643.20	40,643.20	0.00	43,538.69	29,934.81	1,563.20	75,036.70
0000305287	TRANSIT POLICE SERGEANT	60,964.80	63,398.40	2,433.60	61,852.32	51,670.08	0.00	113,522.40

## MARTOC REPORT

EE NUMBER	TITLE	FY 10	FY 11	DIFFERENCE	REGULAR	OVERTIME	OTHER	TOTAL
		BASE SALARY	BASE SALARY	+/-	EARNINGS	EARNINGS	EARNINGS	EARNINGS
0000315159	*BUS OPERATOR	40,643.20	40,643.20	0.00	27,600.49	1,351.85	0.00	28,952.34
0000320274	*MOBILITY OPERATOR	27,414.40	28,766.40	1,352.00	22,428.81	644.23	0.00	23,073.04
0000302031	MEDIA SALES REP	23,341.50	23,341.50	0.00	23,251.98	0.00	179.55	23,431.53
0000323903	*RAIL STATION CLEANER	26,894.40	28,412.80	1,518.40	29,368.15	977.73	0.00	30,345.88
0000304099	*BUS OPERATOR	40,643.20	40,643.20	0.00	42,743.06	12,285.39	781.60	55,810.05
0000318883	TRANSIT POLICE OFFICER SR	45,032.00	46,841.60	1,809.60	46,429.15	20,112.59	2,252.00	68,793.74
0000323475	TRANSIT POLICE OFFICER SR	41,641.60	45,032.00	3,390.40	45,187.12	12,408.90	2,598.00	60,194.02
0000305017	*BUS OPERATOR	40,643.20	40,643.20	0.00	37,061.84	9,832.17	828.89	47,722.90
0000305452	*RAIL OPERATOR	40,643.20	40,643.20	0.00	25,348.34	916.59	0.00	26,264.93
0000305202	DIVISION DISPATCHER	48,048.00	48,048.00	0.00	48,048.00	515.13	0.00	48,563.13
0000303748	*SERVICEPERSON IV	30,846.40	34,008.00	3,161.60	35,606.59	10,297.53	0.00	45,904.12
0000314923	TRANSIT POLICE OFFICER SR	50,668.80	52,686.40	2,017.60	52,619.46	6,297.62	2,049.21	60,966.29
0000321025	*BUS OPERATOR	40,643.20	40,643.20	0.00	42,000.81	2,578.22	0.00	44,579.03
0000320852	*RAIL STATION CLEANER (DATE LAST EMPLOYED 20-MAY-11)	30,472.00	28,412.80	-2,059.20	24,043.11	2,038.87	0.00	26,081.98
0000306572	*JOURNEYMAN AUTOMOTIVE TECH	43,804.80	43,804.80	0.00	47,248.35	32,253.57	336.96	79,838.88
0000306647	*JOURNEYMAN AUTOMOTIVE TECH	43,804.80	43,804.80	0.00	46,964.04	19,696.44	0.00	66,660.48
0000304372	*MOBILITY OPERATOR	30,409.60	30,409.60	0.00	31,147.32	4,561.54	0.00	35,708.86
0000321541	*BUS OPERATOR	34,548.80	37,606.40	3,057.60	40,249.47	10,249.35	0.00	50,498.82
0000322864	*MOBILITY OPERATOR	23,358.40	24,564.80	1,206.40	25,597.88	1,013.74	0.00	26,611.62
0000323910	CIVIL ENGINEER V	75,000.12	75,000.12	0.00	71,250.72	0.00	0.00	71,250.72
0000324395	*JOURNEYMAN ET-TRAIN CONTROL	41,080.00	42,390.40	1,310.40	45,296.03	13,036.26	225.00	58,557.29
0000317179	*JOURNEYMAN ET-HVAC	43,804.80	43,804.80	0.00	47,348.40	18,085.33	3,222.18	68,655.91
0000320936	*MOBILITY OPERATOR	26,083.20	27,414.40	1,331.20	26,177.59	1,610.49	0.00	27,788.08
0000318281	*BUS OPERATOR	40,643.20	40,643.20	0.00	43,730.74	13,771.11	410.34	57,912.19
0000315630	ACCOUNTANT II	46,970.82	46,970.82	0.00	44,821.37	0.00	2,167.90	46,989.27
0000322028	PERFORMANCE ANALYST	50,725.22	64,639.12	13,913.90	58,407.32	0.00	2,238.18	60,645.50
0000302937	*JOURNEYMAN RAIL CAR MECHANIC	43,804.80	43,804.80	0.00	47,007.36	1,137.24	2,331.00	50,475.60
0000319669	TRANSIT POLICE OFFICER SPECIAL	45,032.00	48,713.60	3,681.60	46,790.07	22,075.28	2,207.53	71,072.88
0000303979	*BUS OPERATOR	40,643.20	40,643.20	0.00	43,214.60	5,487.30	0.00	48,701.90
0000324940	*MOBILITY OPERATOR	23,358.40	23,358.40	0.00	19,507.98	614.88	0.00	20,122.86
0000306274	CONTRACT DIR OPERATIONS (DATE LAST EMPLOYED 31-MAR-11)	145,600.00	145,600.00	0.00	32,426.98	3,815.00	0.00	36,241.98
0000305734	FIELD INSPECTOR	51,216.56	51,216.56	0.00	49,247.08	4,333.80	4,898.13	58,479.01
0000314959	MGR PURCHASING	71,849.70	71,849.70	0.00	69,086.83	0.00	1,879.15	70,965.98
0000315027	*BUS OPERATOR	34,548.80	37,606.40	3,057.60	39,838.62	7,277.15	0.00	47,115.77
0000304358	*JOURNEYMAN SUPPORT EQUIPMENT	43,804.80	43,804.80	0.00	45,967.23	2,061.25	225.00	48,253.48



## MARTOC REPORT

EE NUMBER	TITLE	FY 10 BASE SALARY	FY 11 BASE SALARY	DIFFERENCE +/-	REGULAR EARNINGS	OVERTIME EARNINGS	OTHER EARNINGS	TOTAL EARNINGS
0000304144	RIDESTORE ASSISTANT	29,035.50	29,035.50	0.00	29,035.76	4,779.78	3,179.02	36,994.56
0000305958	*STATION AGENT	37,169.60	37,169.60	0.00	40,310.64	7,921.00	0.00	48,231.64
0000302678	*BUS OPERATOR	40,643.20	40,643.20	0.00	43,698.36	16,751.08	0.00	60,449.44
0000321693	*BUS OPERATOR	34,548.80	37,606.40	3,057.60	39,274.02	3,865.26	0.00	43,139.28
0000324188	*JOURNEYMAN ELEC POWER ELECT	41,392.00	42,390.40	998.40	44,008.79	210.06	225.00	44,443.85
0000303996	*TRACK MAINTAINER	41,267.20	41,724.80	457.60	44,501.14	1,298.19	796.00	46,595.33
0000303447	*REVENUE AGENT	41,308.80	41,308.80	0.00	42,841.61	2,889.67	1,588.80	47,320.08
0000322922	*BUS OPERATOR	34,548.80	37,606.40	3,057.60	29,745.05	2,370.23	0.00	32,115.28
0000303592	*JOURNEYMAN ET-RAIL CAR MAINT	43,804.80	43,804.80	0.00	46,871.03	3,822.41	3,369.60	54,063.04
0000320165	*JOURNEYMAN ET-TELEPHONE MAINT	43,804.80	43,804.80	0.00	45,816.27	2,566.71	3,131.28	51,514.26
0000306255	*BUS OPERATOR	40,643.20	40,643.20	0.00	43,104.05	28,296.73	1,797.88	73,198.66
0000304966	*MATERIAL CONTROLLER	42,369.60	42,369.60	0.00	45,436.63	4,315.98	0.00	49,752.61
0000306446	*JOURNEYMAN RAIL CAR MECHANIC	43,804.80	43,804.80	0.00	41,594.16	150.06	0.00	41,744.22
0000322240	*MOBILITY OPERATOR	24,564.80	26,083.20	1,518.40	20,112.63	246.91	0.00	20,359.54
0000319398	*BUS OPERATOR	40,643.20	40,643.20	0.00	42,419.81	12,439.02	0.00	54,858.83
0000324854	TRANSIT POLICE OFFICER	40,040.00	41,641.60	1,601.60	41,818.71	6,684.60	0.00	48,503.31
0000317506	DATA WAREHOUSE ARCHITECT	79,060.28	79,060.28	0.00	76,019.67	0.00	6,081.56	82,101.23
0000305985	HR INFORMATION SYSTEMS SPEC II	40,404.00	40,404.00	0.00	38,850.00	0.00	3,418.80	42,268.80
0000304407	SR ADJUSTER WORKERS COMP	61,810.32	61,810.32	0.00	56,828.24	0.00	2,604.92	59,433.16
0000320838	TRANSIT POLICE OFFICER SR	43,305.60	45,032.00	1,726.40	45,187.72	8,892.05	692.80	54,772.57
0000324181	*RAIL STATION CLEANER	30,472.00	28,412.80	-2,059.20	30,759.29	2,038.76	382.48	33,180.53
0000307120	*MOBILITY OPERATOR	30,409.60	30,409.60	0.00	28,934.17	9,517.74	0.00	38,451.91
0000322931	*BUS OPERATOR	34,548.80	37,606.40	3,057.60	37,301.53	5,086.39	0.00	42,387.92
0000303448	DIVISION DISPATCHER	55,432.00	55,432.00	0.00	55,218.80	3,544.46	6,129.50	64,892.76
0000302351	*AA INSPECTOR	43,118.40	43,804.80	686.40	46,374.33	15,499.43	3,956.40	65,830.16
0000303784	*JOURNEYMAN RAIL CAR MECHANIC	43,804.80	43,804.80	0.00	45,893.74	1,508.44	0.00	47,402.18
0000302658	*BUS OPERATOR (DATE LAST EMPLOYED 01-MAY-11)	40,643.20	40,643.20	0.00	35,100.69	4,033.98	0.00	39,134.67
0000322238	*BUS OPERATOR	34,548.80	37,606.40	3,057.60	23,352.45	1,534.03	0.00	24,886.48
0000317773	*JOURNEYMAN ET-RAIL CAR MAINT	43,804.80	43,804.80	0.00	46,187.44	3,798.71	1,909.80	51,895.95
0000304309	*JOURNEYMAN RAIL CAR MECHANIC	43,804.80	43,804.80	0.00	46,199.11	2,495.61	6,633.90	55,328.62
0000319394	RAIL SERVICES CONTROLLER	57,720.00	57,720.00	0.00	57,720.00	6,535.19	0.00	64,255.19
0000317536	QA ENGINEER	73,757.32	73,757.32	0.00	70,916.29	3,107.79	0.00	74,024.08
0000306664	*JOURNEYMAN ELEC POWER ELECT	43,804.80	43,804.80	0.00	46,481.32	6,514.87	1,684.80	54,680.99
0000302384	*CUSTOMER INFO REPRESENTATIVE	31,699.20	31,699.20	0.00	33,388.73	4,801.32	121.92	38,311.97

## MARTOC REPORT

EE NUMBER	TITLE	FY 10	FY 11	DIFFERENCE	REGULAR	OVERTIME	OTHER	TOTAL
		BASE SALARY	BASE SALARY	+/-	EARNINGS	EARNINGS	EARNINGS	EARNINGS
0000323507	*MOBILITY OPERATOR	23,358.40	23,358.40	0.00	20,340.68	370.68	0.00	20,711.36
0000303719	*MOBILITY OPERATOR	30,409.60	30,409.60	0.00	29,041.72	1,118.48	0.00	30,160.20
0000305738	*BUS OPERATOR	40,643.20	40,643.20	0.00	43,955.78	9,225.70	625.28	53,806.76
0000304035	*BUS OPERATOR	40,643.20	40,643.20	0.00	29,322.47	0.00	0.00	29,322.47
0000305982	CONTRACT EMP PT	0.00	0.00	0.00	86,625.00	0.00	0.00	86,625.00
0000321616	*BUS OPERATOR	34,548.80	37,606.40	3,057.60	38,899.75	8,464.93	0.00	47,364.68
0000303220	*BUS OPERATOR	40,643.20	40,643.20	0.00	43,124.05	13,811.03	1,563.20	58,498.28
0000321229	ADMINISTRATIVE ASSISTANT	34,534.50	34,534.50	0.00	31,873.82	2,539.21	1,461.09	35,874.12
0000303436	*SERVICEPERSON I	31,824.00	31,824.00	0.00	33,953.83	11,694.94	367.20	46,015.97
0000304698	ACCOUNTING SPECIALIST III	43,953.00	43,953.00	0.00	42,668.37	811.46	3,353.30	46,833.13
0000320807	CONTRACT PROFESSIONAL	0.00	0.00	0.00	78,750.00	11,256.00	0.00	90,006.00
0000305875	*REVENUE AGENT	41,308.80	41,308.80	0.00	45,419.36	12,943.87	2,025.72	60,388.95
0000320032	*JOURNEYMAN ET-RADIO MAINT	43,804.80	43,804.80	0.00	46,632.34	6,420.71	2,703.24	55,756.29
0000316117	*TRACK MAINTAINER	43,118.40	43,118.40	0.00	45,071.83	3,700.35	974.31	49,746.49
0000318018	MOBILITY SCHEDULER II	34,690.50	34,690.50	0.00	33,872.42	1,120.80	2,668.51	37,661.73
0000304637	*BUS OPERATOR	40,643.20	40,643.20	0.00	43,880.83	8,535.80	0.00	52,416.63
0000303709	GEN FOREMAN BLDGS & GROUNDS	47,465.60	62,839.40	15,373.80	49,830.81	684.60	3,631.82	54,147.23
0000324855	TRANSIT POLICE OFFICER SR	52,686.40	54,787.20	2,100.80	54,778.53	35,357.29	1,317.00	91,452.82
0000303143	*STRUCTURAL INSPECTOR	43,118.40	43,118.40	0.00	45,654.14	6,320.13	1,762.05	53,736.32
0000326181	MGR CONTRACTS	90,241.32	90,241.32	0.00	32,949.69	0.00	0.00	32,949.69
0000304386	MGR CIP MGMT OVERSIGHT	87,773.40	87,773.40	0.00	84,397.52	0.00	6,751.73	91,149.25
0000307121	*MOBILITY OPERATOR	30,409.60	30,409.60	0.00	30,054.72	3,865.28	0.00	33,920.00
0000323588	*BUS OPERATOR	31,491.20	34,548.80	3,057.60	27,715.98	4,079.59	0.00	31,795.57
0000317725	*STATION AGENT	37,169.60	37,169.60	0.00	40,482.20	16,069.71	1,489.11	58,041.02
0000315245	*RAIL OPERATOR	40,643.20	40,643.20	0.00	43,921.60	5,815.54	0.00	49,737.14
0000306448	*JOURNEYMAN ET-RAIL CAR MAINT	43,804.80	43,804.80	0.00	45,932.19	900.32	0.00	46,832.51
0000304557	*JOURNEYMAN ET-RAIL CAR MAINT	43,804.80	43,804.80	0.00	46,206.23	3,048.44	225.00	49,479.67
0000322446	*PT MOBILITY OPERATOR	0.00	0.00	0.00	20,946.26	1,064.97	0.00	22,011.23
0000304556	RAIL SERVICES CONTROLLER	57,720.00	57,720.00	0.00	57,511.88	10,059.48	6,660.00	74,231.36
0000324689	MOBILITY CUSTOMER CARE REP	36,348.00	36,348.00	0.00	23,929.97	4,159.07	0.00	28,089.04
0000304026	*JOURNEYMAN OVERHAULER	43,804.80	43,804.80	0.00	46,291.79	12,233.34	856.80	59,381.93
0000302559	*BUS OPERATOR	40,643.20	40,643.20	0.00	38,188.32	4,606.97	0.00	42,795.29
0000302604	MGR SPECIAL PROJECTS	76,305.32	76,305.32	0.00	73,371.51	0.00	10,839.13	84,210.64
0000304107	OFFICE ADMINISTRATOR II	51,021.88	51,021.88	0.00	49,059.87	0.00	1,962.40	51,022.27
0000324238	BUSINESS ANALYST II	53,395.16	61,000.16	7,605.00	52,909.44	0.00	0.00	52,909.44

## MARTOC REPORT

EE NUMBER	TITLE	FY 10	FY 11	DIFFERENCE	REGULAR	OVERTIME	OTHER	TOTAL
		BASE SALARY	BASE SALARY	+/-	EARNINGS	EARNINGS	EARNINGS	EARNINGS
0000305530	*BUS OPERATOR	40,643.20	40,643.20	0.00	42,697.44	10,037.32	0.00	52,734.76
0000315305	GEN SUPT BUS TRANS OPERATIONS (DATE LAST EMPLOYED 01-FEB-11)	82,033.90	82,033.90	0.00	44,172.22	0.00	12,754.51	56,926.73
0000305255	*RAIL STATION CLEANER	31,824.00	28,412.80	-3,411.20	30,527.77	819.60	0.00	31,347.37
0000304958	*MATERIAL CONTROLLER	43,659.20	42,369.60	-1,289.60	44,796.77	801.04	1,629.60	47,227.41
0000321478	*BUS OPERATOR	34,548.80	37,606.40	3,057.60	40,914.24	21,496.47	0.00	62,410.71
0000307038	PERFORMANCE ANALYST	62,700.30	62,700.30	0.00	60,289.16	0.00	4,822.81	65,111.97
0000317319	SR TECHNICAL SERVICES ENGINEER (DATE LAST EMPLOYED 18-MAR-11)	93,994.16	93,994.16	0.00	68,579.30	0.00	6,418.12	74,997.42
0000320641	OFFICE ADMINISTRATOR I	49,588.50	49,588.50	0.00	38,614.56	0.00	3,814.50	42,429.06
0000306557	GEN FOREMAN ATC	62,839.40	62,839.40	0.00	60,422.51	0.00	5,135.92	65,558.43
0000320170	*BUS OPERATOR	40,643.20	40,643.20	0.00	44,003.03	7,800.18	586.20	52,389.41
0000321695	*BUS OPERATOR	34,548.80	37,606.40	3,057.60	39,432.48	1,695.10	0.00	41,127.58
0000316613	TRANSIT POLICE OFFICER SR	52,686.40	54,787.20	2,100.80	54,236.99	1,384.53	4,133.60	59,755.12
0000305231	*BUS OPERATOR	40,643.20	40,643.20	0.00	43,306.79	7,852.02	1,250.56	52,409.37
0000306613	ACCOUNTING SPECIALIST II	42,880.50	42,880.50	0.00	41,319.48	0.00	5,906.30	47,225.78
0000318189	TRANSIT POLICE SERGEANT	50,668.80	56,368.00	5,699.20	54,558.46	8,909.15	487.20	63,954.81
0000303019	SR ENGINEERING TECHNICAL SPEC (DATE LAST EMPLOYED 24-SEP-10)	53,235.00	53,235.00	0.00	27,436.50	0.00	1,350.54	28,787.04
0000305724	CONTRACT EMP PT POLICE OFFICER	0.00	0.00	0.00	29,520.00	247.50	0.00	29,767.50
0000303938	*JOURNEYMAN ET-RADIO MAINT	43,804.80	43,804.80	0.00	47,898.22	5,875.78	4,121.10	57,895.10
0000315323	*BUS OPERATOR	40,643.20	40,643.20	0.00	43,050.08	1,247.24	3,908.00	48,205.32
0000321018	MOBILITY SCHEDULER I (DATE LAST EMPLOYED 21-JUL-11)	29,601.00	29,601.00	0.00	29,438.62	1,889.95	1,552.62	32,881.19
0000322573	TRANSIT POLICE OFFICER SR	45,032.00	46,841.60	1,809.60	46,401.02	3,238.85	675.60	50,315.47
0000304476	*BUS OPERATOR	40,643.20	40,643.20	0.00	44,319.92	19,347.35	1,776.58	65,443.85
0000306288	*BUS OPERATOR	40,643.20	40,643.20	0.00	48,077.92	27,127.88	0.00	75,205.80
0000305082	*BUS OPERATOR	40,643.20	40,643.20	0.00	42,819.53	5,106.19	2,297.91	50,223.63
0000307122	*MOBILITY OPERATOR	30,409.60	30,409.60	0.00	32,801.60	7,187.71	0.00	39,989.31
0000321998	MOBILITY CUSTOMER CARE REP	36,348.00	36,348.00	0.00	35,345.93	7,980.92	0.00	43,326.85
0000322143	*INSPECTOR	41,392.00	41,662.40	270.40	43,985.76	5,173.75	0.00	49,159.51
0000323956	*BUS OPERATOR	31,491.20	34,548.80	3,057.60	21,680.55	389.74	358.97	22,429.26
0000305004	*MOBILITY OPERATOR (DATE LAST EMPLOYED 01-MAY-11)	30,409.60	30,409.60	0.00	24,669.17	0.00	0.00	24,669.17
0000303357	*BUS OPERATOR (DATE LAST EMPLOYED 01-MAY-11)	40,643.20	40,643.20	0.00	40,391.53	148.05	0.00	40,539.58
0000304509	CONTRACT INSTRUCTOR	0.00	0.00	0.00	47,306.62	3,317.32	0.00	50,623.94
0000302671	MARKETING & SALES ASSOCIATE	54,097.42	54,097.42	0.00	52,017.00	0.00	0.00	52,017.00
0000324588	BENEFITS-CUSTOMER SVC REP	45,000.02	45,000.02	0.00	43,269.63	0.00	1,676.32	44,945.95
0000306417	*BUS OPERATOR	40,643.20	40,643.20	0.00	36,354.73	1,544.97	0.00	37,899.70

## MARTOC REPORT

EE NUMBER	TITLE	FY 10	FY 11	DIFFERENCE	REGULAR	OVERTIME	OTHER	TOTAL
		BASE SALARY	BASE SALARY	+/-	EARNINGS	EARNINGS	EARNINGS	EARNINGS
0000305989	MGR ACCOUNTING	86,768.50	86,768.50	0.00	83,431.53	0.00	10,902.03	94,333.56
0000306163	*BUS OPERATOR	40,643.20	40,643.20	0.00	26,519.40	1,661.33	0.00	28,180.73
0000304599	*MATERIAL CONTROLLER LEAD	42,369.60	43,659.20	1,289.60	44,201.78	92.89	1,679.20	45,973.87
0000322813	*BUS OPERATOR	34,548.80	37,606.40	3,057.60	26,216.01	1,304.57	0.00	27,520.58
0000318004	*BUS OPERATOR	40,643.20	40,643.20	0.00	43,089.61	3,583.29	0.00	46,672.90
0000311377	MGR BUSINESS APPLICATIONS	90,378.60	99,416.46	9,037.86	89,335.88	0.00	8,701.85	98,037.73
0000321625	ACCOUNTANT III	55,762.72	55,762.72	0.00	53,618.48	0.00	644.00	54,262.48
0000323964	TRANSIT POLICE OFFICER SR	41,641.60	45,032.00	3,390.40	44,298.68	17,302.02	0.00	61,600.70
0000323367	*BUS OPERATOR	31,491.20	34,548.80	3,057.60	37,051.58	8,364.08	0.00	45,415.66
0000322746	PROJECT ENGINEER	66,381.12	66,381.12	0.00	63,828.70	0.00	3,336.77	67,165.47
0000323596	*INSPECTOR	41,662.40	43,118.40	1,456.00	45,155.75	10,280.05	0.00	55,435.80
0000319299	*RAIL STATION CLEANER	28,412.80	28,412.80	0.00	31,265.72	6,659.25	0.00	37,924.97
0000320850	*RAIL STATION CLEANER	28,412.80	28,412.80	0.00	30,723.94	6,551.69	0.00	37,275.63
0000322568	TRANSIT POLICE OFFICER SR	41,641.60	43,305.60	1,664.00	43,136.61	8,740.48	0.00	51,877.09
0000317766	RAIL SERVICES CONTROLLER (DATE LAST EMPLOYED 12-NOV-10)	58,156.80	58,156.80	0.00	23,878.12	1,551.78	4,473.60	29,903.50
0000319665	*BUS OPERATOR	40,643.20	40,643.20	0.00	36,429.10	2,934.59	0.00	39,363.69
0000319738	*MOBILITY OPERATOR	27,414.40	28,766.40	1,352.00	29,085.13	278.42	0.00	29,363.55
0000321022	*BUS OPERATOR	40,643.20	40,643.20	0.00	42,246.67	6,500.50	0.00	48,747.17
0000304896	*STATION AGENT	37,169.60	37,169.60	0.00	39,520.55	241.25	1,429.60	41,191.40
0000321825	*RAIL STATION CLEANER	28,412.80	28,412.80	0.00	29,938.50	3,596.00	0.00	33,534.50
0000305235	*JOURNEYMAN ET-TELEPHONE MAINT	43,804.80	43,804.80	0.00	48,604.42	18,576.05	1,684.80	68,865.27
0000323696	*BUS OPERATOR	31,491.20	34,548.80	3,057.60	25,397.16	5,976.49	0.00	31,373.65
0000304045	*RAIL STATION CLEANER	28,412.80	28,412.80	0.00	28,690.43	0.00	109.28	28,799.71
0000321842	REVENUE OPERATIONS ANALYST II	51,304.50	51,304.50	0.00	49,331.54	0.00	3,354.53	52,686.07
0000303889	SUPV RAIL LINE	48,048.00	48,048.00	0.00	40,194.00	1,841.07	1,848.00	43,883.07
0000318894	AGM COMMUNICATIONS & EXT AFF	140,172.50	140,172.50	0.00	134,781.61	0.00	5,391.26	140,172.87
0000321823	*RAIL STATION CLEANER	28,412.80	28,412.80	0.00	31,758.70	7,289.33	860.58	39,908.61
0000324491	AUDITOR II	41,896.14	53,000.22	11,104.08	45,410.00	0.00	0.00	45,410.00
0000320921	*JOURNEYMAN AUTOMOTIVE TECH	42,390.40	43,804.80	1,414.40	47,301.86	5,682.29	225.00	53,209.15
0000306049	*BUS OPERATOR	40,643.20	40,643.20	0.00	43,074.78	4,262.62	0.00	47,337.40
0000323594	*BUS OPERATOR	31,491.20	34,548.80	3,057.60	27,793.36	2,148.54	0.00	29,941.90
0000320303	*JOURNEYMAN ET-COMPUTER MAINT	43,804.80	43,804.80	0.00	47,222.17	2,266.83	225.00	49,714.00
0000304314	*BUS OPERATOR (DATE LAST EMPLOYED 24-NOV-10)	40,643.20	40,643.20	0.00	19,444.99	1,996.94	2,879.61	24,321.54
0000316538	*BUS OPERATOR	40,643.20	40,643.20	0.00	39,200.91	7,351.98	0.00	46,552.89

## MARTOC REPORT

EE NUMBER	TITLE	FY 10	FY 11	DIFFERENCE	REGULAR	OVERTIME	OTHER	TOTAL
		BASE SALARY	BASE SALARY	+/-	EARNINGS	EARNINGS	EARNINGS	EARNINGS
0000323369	*BUS OPERATOR	31,491.20	34,548.80	3,057.60	36,699.71	2,229.00	0.00	38,928.71
0000305327	*JOURNEYMAN AUTOMOTIVE TECH	43,804.80	43,804.80	0.00	39,411.35	655.52	0.00	40,066.87
0000303879	*BUS OPERATOR	40,643.20	40,643.20	0.00	42,409.83	2,748.17	1,758.60	46,916.60
0000305150	HUMAN RESOURCES SPECIALIST	34,534.50	36,270.00	1,735.50	34,107.49	0.00	0.00	34,107.49
0000303497	DISPATCHER MOBILITY	38,126.40	38,126.40	0.00	38,707.40	2,363.83	0.00	41,071.23
0000303495	*BUS OPERATOR	40,643.20	40,643.20	0.00	43,296.08	8,051.33	0.00	51,347.41
0000320357	*RAIL STATION CLEANER	28,412.80	28,412.80	0.00	30,833.22	4,523.18	0.00	35,356.40
0000303487	*BUS OPERATOR	40,643.20	40,643.20	0.00	43,707.39	13,746.19	0.00	57,453.58
0000315746	*MATERIAL CONTROLLER	41,496.00	42,369.60	873.60	45,029.27	2,287.29	0.00	47,316.56
0000302900	*JOURNEYMAN RAIL CAR MECHANIC	43,804.80	43,804.80	0.00	47,166.73	25,090.53	2,118.72	74,375.98
0000322146	*BUS OPERATOR	34,548.80	37,606.40	3,057.60	35,748.46	4,993.30	208.00	40,949.76
0000321613	FOREMAN POWER	43,804.80	52,104.00	8,299.20	50,839.37	5,310.84	0.00	56,150.21
0000302367	*MOBILITY OPERATOR	30,409.60	30,409.60	0.00	27,896.16	3,020.91	467.84	31,384.91
0000320037	*STUDENT BUS OPERATOR (FT)	28,454.40	28,454.40	0.00	21,899.56	0.00	0.00	21,899.56
0000314842	ENVIRONMENTAL SAFETY INSPECTOR	62,750.22	62,750.22	0.00	60,337.01	0.00	1,206.74	61,543.75
0000302074	*BUS OPERATOR	40,643.20	40,643.20	0.00	42,355.00	1,811.17	163.16	44,329.33
0000302279	DIVISION DISPATCHER	48,588.80	48,588.80	0.00	48,588.80	1,308.16	747.52	50,644.48
0000320662	*JOURNEYMAN ET-HVAC	43,804.80	43,804.80	0.00	45,953.16	5,386.14	0.00	51,339.30
0000314951	*JOURNEYMAN SUPPORT EQUIPMENT	43,804.80	43,804.80	0.00	40,753.95	1,579.50	2,733.04	45,066.49
0000315059	*BUS OPERATOR	40,643.20	40,643.20	0.00	42,839.32	4,398.05	0.00	47,237.37
0000302676	TRANSIT POLICE OFFICER SR	54,787.20	54,787.20	0.00	53,865.30	15,705.27	8,692.20	78,262.77
0000315380	*JOURNEYMAN ET-TELEPHONE MAINT	43,804.80	43,804.80	0.00	47,392.91	18,172.27	2,415.24	67,980.42
0000306090	SUPV CAR REPAIR INSPECTION	56,118.40	56,118.40	0.00	56,118.40	11,439.52	0.00	67,557.92
0000322565	*INSPECTOR	41,267.20	41,662.40	395.20	45,409.86	14,703.34	796.00	60,909.20
0000306432	*BUS OPERATOR	40,643.20	40,643.20	0.00	40,075.59	63.33	0.00	40,138.92
0000306247	*SERVICEPERSON I	31,824.00	31,824.00	0.00	23,781.16	1,158.98	0.00	24,940.14
0000302858	*JOURNEYMAN ET-RADIO MAINT	43,804.80	43,804.80	0.00	45,959.97	3,640.79	0.00	49,600.76
0000318882	*BUS OPERATOR	40,643.20	40,643.20	0.00	44,117.10	10,127.65	0.00	54,244.75
0000319225	TRANSIT POLICE OFFICER SR	48,713.60	50,668.80	1,955.20	49,874.17	2,788.68	0.00	52,662.85
0000319544	*MOBILITY OPERATOR (DATE LAST EMPLOYED 08-MAR-11)	27,414.40	28,766.40	1,352.00	22,070.64	886.42	225.00	23,182.06
0000307123	*MOBILITY OPERATOR	30,409.60	30,409.60	0.00	33,896.88	10,608.78	0.00	44,505.66
0000303429	FARE COLLECT ASST SP PROJ	33,111.00	33,111.00	0.00	32,015.80	509.40	2,037.60	34,562.80
0000320602	BREEZE MEDIA DISTRIBUTION AGT	38,577.76	38,577.76	0.00	37,094.33	0.00	0.00	37,094.33
0000304302	*SR TRAFFIC CHECKER	32,427.20	32,427.20	0.00	34,567.15	5,238.42	0.00	39,805.57
0000306249	TRANSIT POLICE MAJOR	89,336.52	89,336.52	0.00	85,900.53	0.00	3,436.02	89,336.55

## MARTOC REPORT

EE NUMBER	TITLE	FY 10	FY 11	DIFFERENCE	REGULAR	OVERTIME	OTHER	TOTAL
		BASE SALARY	BASE SALARY	+/-	EARNINGS	EARNINGS	EARNINGS	EARNINGS
0000303177	*BUS OPERATOR	40,643.20	40,643.20	0.00	42,379.88	3,376.58	0.00	45,756.46
0000316232	*RAIL STATION CLEANER	28,412.80	28,412.80	0.00	29,808.74	3,278.40	0.00	33,087.14
0000314984	*INFORMATION SYSTEMS REC CLERK	25,792.00	28,912.00	3,120.00	27,854.93	214.47	0.00	28,069.40
0000318788	*BUS OPERATOR	40,643.20	40,643.20	0.00	36,667.15	1,991.42	0.00	38,658.57
0000306011	*SR TRAFFIC CHECKER	32,427.20	32,427.20	0.00	34,602.23	5,606.71	1,574.59	41,783.53
0000306159	SUPV BUS SCHEDULING	85,829.90	85,829.90	0.00	82,529.00	0.00	3,301.15	85,830.15
0000304468	*RAIL STATION CLEANER	28,412.80	28,412.80	0.00	30,220.71	13,472.18	1,447.96	45,140.85
0000305379	CONTRACT PROFESSIONAL	0.00	0.00	0.00	37,087.05	0.00	0.00	37,087.05
0000323364	*BUS OPERATOR	31,491.20	34,548.80	3,057.60	36,658.19	11,012.80	1,993.20	49,664.19
0000306054	*RAIL OPERATOR	40,643.20	40,643.20	0.00	32,202.05	707.29	0.00	32,909.34
0000315362	*BUS OPERATOR (DATE LAST EMPLOYED 13-MAY-11)	40,643.20	40,643.20	0.00	41,944.61	11,870.70	0.00	53,815.31
0000305998	*BUS OPERATOR	40,643.20	40,643.20	0.00	38,358.54	7,595.20	0.00	45,953.74
0000303155	SUPV BUS TRANSPORTATION	40,643.20	48,048.00	7,404.80	27,331.32	2,947.88	0.00	30,279.20
0000302148	*INSPECTOR	43,118.40	43,118.40	0.00	46,111.81	20,881.95	2,036.16	69,029.92
0000302209	OFFICE ADMINISTRATOR II	54,685.80	54,685.80	0.00	52,582.50	0.00	0.00	52,582.50
0000316649	IT BUSINESS ANALYST III	56,747.60	73,206.90	16,459.30	56,747.80	0.00	3,819.52	60,567.32
0000321102	*BUS OPERATOR	37,606.40	40,643.20	3,036.80	39,820.19	6,992.90	253.12	47,066.21
0000305502	*BUS OPERATOR (DATE LAST EMPLOYED 01-JAN-11)	40,643.20	40,643.20	0.00	22,611.04	3,251.42	3,282.72	29,145.18
0000318007	*MOBILITY OPERATOR	27,414.40	28,766.40	1,352.00	29,825.05	661.20	1,150.25	31,636.50
0000324751	IT QUALITY ASSURANCE ENGINEER	75,000.12	75,000.12	0.00	71,948.05	0.00	0.00	71,948.05
0000323961	CIVIL ENGINEER IV	63,576.76	63,576.76	0.00	60,154.07	0.00	0.00	60,154.07
0000303803	RAIL SERVICES CONTROLLER	58,240.00	58,240.00	0.00	58,240.00	3,150.00	3,360.00	64,750.00
0000303751	TRANSIT POLICE OFFICER SPECIAL	56,971.20	56,971.20	0.00	57,519.01	9,377.72	6,573.60	73,470.33
0000303753	TRANSIT POLICE SERGEANT	65,936.00	65,936.00	0.00	66,395.65	27,821.60	7,291.00	101,508.25
0000304232	*MOBILITY OPERATOR	30,409.60	30,409.60	0.00	31,782.48	416.76	584.80	32,784.04
0000303196	MGR ELEC & MECH ENGINEERING	92,340.82	92,340.82	0.00	88,790.37	0.00	8,144.95	96,935.32
0000317058	*REVENUE AGENT	41,308.80	41,308.80	0.00	42,867.71	2,331.11	0.00	45,198.82
0000323997	TRANSIT POLICE OFFICER	41,641.60	43,305.60	1,664.00	42,730.15	10,733.58	0.00	53,463.73
0000317265	*TRACK MAINTAINER	41,392.00	43,118.40	1,726.40	44,421.69	935.86	0.00	45,357.55
0000305940	*BUS OPERATOR	40,643.20	40,643.20	0.00	43,109.11	1,219.36	1,954.00	46,282.47
0000304420	*JOURNEYMAN ET-COMPUTER MAINT	43,804.80	43,804.80	0.00	47,748.73	18,093.25	2,106.00	67,947.98
0000319804	MAINTENANCE PLANNER BUS	52,686.40	52,686.40	0.00	52,686.40	3,242.24	3,647.52	59,576.16
0000323036	*JOURNEYMAN ET-RADIO MAINT	42,390.40	43,804.80	1,414.40	45,954.93	11,273.79	225.00	57,453.72
0000303366	LINE SUPERVISOR	43,555.20	43,555.20	0.00	44,261.93	10,763.22	6,854.50	61,879.65

## MARTOC REPORT

EE NUMBER	TITLE	FY 10	FY 11	DIFFERENCE	REGULAR	OVERTIME	OTHER	TOTAL
		BASE SALARY	BASE SALARY	+/-	EARNINGS	EARNINGS	EARNINGS	EARNINGS
0000303607	*BUS OPERATOR	40,643.20	40,643.20	0.00	42,967.48	2,667.10	977.00	46,611.58
0000302308	*JOURNEYMAN RAIL CAR MECHANIC	43,804.80	43,804.80	0.00	48,242.58	30,571.31	2,120.40	80,934.29
0000306175	*BUS OPERATOR	40,643.20	40,643.20	0.00	36,386.54	5,998.65	0.00	42,385.19
0000305192	*BUS OPERATOR	40,643.20	40,643.20	0.00	42,821.65	12,849.68	1,465.50	57,136.83
0000302121	*JOURNEYMAN RAIL CAR MECHANIC	43,804.80	43,804.80	0.00	47,412.18	11,340.88	225.00	58,978.06
0000304605	*BUS OPERATOR	40,643.20	40,643.20	0.00	40,705.07	21,395.62	602.55	62,703.24
0000320162	*MOBILITY OPERATOR	27,414.40	28,766.40	1,352.00	29,807.17	1,227.78	0.00	31,034.95
0000303911	*RAIL STATION CLEANER	28,412.80	28,412.80	0.00	30,329.99	7,120.28	1,202.08	38,652.35
0000302887	SUPT BUS MAINTENANCE GARAGE	76,543.22	69,584.58	-6,958.64	69,451.12	0.00	7,761.15	77,212.27
0000319397	SUPV RAIL LINE	51,771.20	51,771.20	0.00	42,045.24	1,783.41	0.00	43,828.65
0000324714	*PT BUS OPERATOR	0.00	0.00	0.00	19,817.75	876.02	0.00	20,693.77
0000305272	*BUS OPERATOR	40,643.20	40,643.20	0.00	44,420.18	15,245.17	0.00	59,665.35
0000318564	*BUS OPERATOR	40,643.20	40,643.20	0.00	43,807.96	6,369.81	0.00	50,177.77
0000322689	SUPV RAIL LINE	48,048.00	48,048.00	0.00	42,815.87	1,680.54	2,741.28	47,237.69
0000317293	*JOURNEYMAN SUPPORT EQUIPMENT	43,804.80	43,804.80	0.00	45,943.80	3,122.05	0.00	49,065.85
0000306094	MOBILITY CUSTOMER CARE REP	36,523.50	36,523.50	0.00	35,030.06	1,938.72	2,060.30	39,029.08
0000320574	*MOBILITY OPERATOR	27,414.40	28,766.40	1,352.00	22,853.06	2,258.77	0.00	25,111.83
0000322258	*MOBILITY OPERATOR	24,564.80	26,083.20	1,518.40	27,101.71	1,811.96	1,179.82	30,093.49
0000303430	CONTRACTS RECORDS ADMIN	33,715.50	33,715.50	0.00	30,612.18	324.20	2,808.80	33,745.18
0000305076	*JOURNEYMAN RAIL CAR MECHANIC	43,804.80	43,804.80	0.00	46,684.99	2,353.46	225.00	49,263.45
0000325324	*JOURNEYMAN ET-RADIO MAINT	39,603.20	41,392.00	1,788.80	41,575.56	201.01	225.00	42,001.57
0000325086	*JOURNEYMAN ELEC POWER ELECT	39,603.20	41,392.00	1,788.80	40,613.68	618.15	0.00	41,231.83
0000302680	*TRACK MAINTAINER	43,118.40	43,118.40	0.00	45,275.74	3,599.28	1,036.50	49,911.52
0000320580	*MOBILITY OPERATOR	27,414.40	28,766.40	1,352.00	25,206.84	34.86	0.00	25,241.70
0000303986	*AA INSPECTOR	43,804.80	43,804.80	0.00	44,568.69	20,012.36	1,909.80	66,490.85
0000324617	TECHNICAL WRITER	68,040.96	68,040.96	0.00	23,324.57	58.50	0.00	23,383.07
0000302241	ADMIN BUS MAINTENANCE POLICIES	62,000.12	62,000.12	0.00	59,615.80	0.00	0.00	59,615.80
0000303717	*JOURNEYMAN RAIL CAR MECHANIC	43,804.80	43,804.80	0.00	46,521.67	1,200.42	2,331.00	50,053.09
0000321545	*BUS OPERATOR	34,548.80	37,606.40	3,057.60	40,168.25	7,544.31	0.00	47,712.56
0000302380	*MATERIAL CONTROLLER	42,369.60	42,369.60	0.00	45,982.43	2,947.16	1,609.23	50,538.82
0000305564	*MATERIAL CONTROLLER	42,369.60	42,369.60	0.00	44,578.09	1,061.82	0.00	45,639.91
0000318737	CRIMINAL JUSTICE INFO TECH REC	31,761.60	31,761.60	0.00	31,564.64	2,187.52	366.48	34,118.64
0000314938	FIELD INSPECTOR	53,799.92	53,799.92	0.00	51,400.01	5,835.48	1,034.62	58,270.11
0000319739	*BUS OPERATOR	40,643.20	40,643.20	0.00	36,614.54	2,394.16	0.00	39,008.70
0000322981	*JOURNEYMAN ET-RADIO MAINT	42,390.40	43,804.80	1,414.40	46,476.48	7,266.81	225.00	53,968.29

## MARTOC REPORT

EE NUMBER	TITLE	FY 10	FY 11	DIFFERENCE	REGULAR	OVERTIME	OTHER	TOTAL
		BASE SALARY	BASE SALARY	+/-	EARNINGS	EARNINGS	EARNINGS	EARNINGS
0000302525	*STATION AGENT	37,169.60	37,169.60	0.00	40,312.90	9,241.11	0.00	49,554.01
0000306218	*MATERIAL CONTROLLER	43,659.20	42,369.60	-1,289.60	45,632.91	1,740.82	1,629.60	49,003.33
0000304649	*BUS OPERATOR	40,643.20	40,643.20	0.00	43,001.46	3,373.70	0.00	46,375.16
0000306597	TRANSIT POLICE OFFICER SR	54,787.20	54,787.20	0.00	55,664.06	10,667.83	2,370.60	68,702.49
0000323909	*RAIL STATION CLEANER	26,894.40	28,412.80	1,518.40	30,586.86	9,392.30	0.00	39,979.16
0000316614	CJIT-POLICE DISPATCHER	34,174.40	34,174.40	0.00	37,276.48	20,036.44	262.88	57,575.80
0000305941	*BUS OPERATOR	40,643.20	40,643.20	0.00	31,066.19	663.61	156.32	31,886.12
0000322436	TRANSIT POLICE OFFICER SR	45,032.00	46,841.60	1,809.60	46,574.13	19,140.73	0.00	65,714.86
0000317601	TRANSIT POLICE OFFICER	46,841.60	48,713.60	1,872.00	48,310.79	5,094.64	3,657.20	57,062.63
0000321653	PROJECT MANAGER II	91,260.00	91,260.00	0.00	87,750.00	0.00	5,265.00	93,015.00
0000304706	*MOBILITY OPERATOR	30,409.60	30,409.60	0.00	24,888.46	2,017.59	0.00	26,906.05
0000305778	MGR ENGINEERING (DATE LAST EMPLOYED 02-JUL-10)	94,748.94	94,748.94	0.00	27,331.45	0.00	5,124.31	32,455.76
0000319806	*BUS OPERATOR	40,643.20	40,643.20	0.00	44,086.84	8,267.64	0.00	52,354.48
0000304048	*RAIL STATION CLEANER	28,412.80	28,412.80	0.00	34,537.86	1,485.96	994.50	37,018.32
0000306301	SUPV RAIL LINE	40,643.20	48,048.00	7,404.80	46,445.40	15,957.68	3,846.46	66,249.54
0000320644	*RAIL STATION CLEANER	28,412.80	28,412.80	0.00	30,751.26	11,151.69	901.56	42,804.51
0000304819	*STATION AGENT	37,169.60	37,169.60	0.00	39,298.77	4,154.82	3,574.00	47,027.59
0000318115	*BUS OPERATOR	40,643.20	40,643.20	0.00	28,902.76	2,270.99	0.00	31,173.75
0000303464	*MOBILITY OPERATOR	30,409.60	30,409.60	0.00	32,230.98	4,978.27	0.00	37,209.25
0000306424	*JOURNEYMAN AUTOMOTIVE TECH	43,804.80	43,804.80	0.00	46,804.49	7,132.43	1,067.40	55,004.32
0000311542	SUPV FIELD RESEARCH	0.00	0.00	0.00	24,746.25	2,784.39	0.00	27,530.64
0000304295	*BUS OPERATOR	40,643.20	40,643.20	0.00	45,996.35	20,416.35	0.00	66,412.70
0000302271	*BUS OPERATOR	40,643.20	40,643.20	0.00	46,036.22	24,416.85	0.00	70,453.07
0000321482	*RAIL OPERATOR	34,548.80	37,606.40	3,057.60	35,890.49	3,574.43	0.00	39,464.92
0000318277	SR EXECUTIVE ADMINISTRATOR BD	73,760.18	73,760.18	0.00	70,923.59	0.00	0.00	70,923.59
0000324650	*MOBILITY OPERATOR	23,358.40	24,564.80	1,206.40	24,649.35	919.62	0.00	25,568.97
0000308803	*BUS OPERATOR	40,643.20	40,643.20	0.00	43,731.62	3,534.58	468.96	47,735.16
0000323064	TRANSIT POLICE OFFICER SR	45,032.00	46,841.60	1,809.60	45,678.48	3,690.74	0.00	49,369.22
0000324786	*PT BUS OPERATOR	0.00	0.00	0.00	22,248.72	1,841.71	378.39	24,468.82
0000321624	*BUS OPERATOR	34,548.80	37,606.40	3,057.60	39,262.97	10,551.88	0.00	49,814.85
0000306153	*AA INSPECTOR	43,804.80	43,804.80	0.00	48,159.19	17,240.39	0.00	65,399.58
0000304682	*MOBILITY OPERATOR	30,409.60	30,409.60	0.00	31,449.36	13,355.51	584.80	45,389.67
0000320156	*MOBILITY OPERATOR	27,414.40	28,766.40	1,352.00	25,420.05	5,180.68	0.00	30,600.73
0000302233	*BUS OPERATOR	40,643.20	40,643.20	0.00	44,761.98	5,651.38	1,563.20	51,976.56



## MARTOC REPORT

EE NUMBER	TITLE	FY 10	FY 11	DIFFERENCE	REGULAR	OVERTIME	OTHER	TOTAL
		BASE SALARY	BASE SALARY	+/-	EARNINGS	EARNINGS	EARNINGS	EARNINGS
0000320241	COMMUNICATIONS SPECIALIST	33,696.00	33,696.00	0.00	33,987.60	4,398.30	734.51	39,120.41
0000305754	*BUS OPERATOR	40,643.20	40,643.20	0.00	44,318.99	5,477.27	0.00	49,796.26
0000303849	FOREMAN CUSTODIAL SERVICES	44,824.00	44,824.00	0.00	44,824.00	732.70	0.00	45,556.70
0000318553	*BUS OPERATOR	40,643.20	40,643.20	0.00	43,523.87	8,345.54	7,816.00	59,685.41
0000302755	*JOURNEYMAN ET-RAIL CAR MAINT	43,804.80	43,804.80	0.00	46,263.18	8,442.46	225.00	54,930.64
0000321146	CONTRACT PROFESSIONAL	0.00	0.00	0.00	44,874.20	5,277.90	0.00	50,152.10
0000315335	*JOURNEYMAN RAIL CAR MECHANIC	43,804.80	43,804.80	0.00	46,012.09	0.00	2,106.00	48,118.09
0000302629	*RAIL OPERATOR	40,643.20	40,643.20	0.00	44,440.76	21,289.73	0.00	65,730.49
0000306499	SUPT BUS MAINTENANCE GARAGE	64,091.56	64,091.56	0.00	61,626.80	0.00	5,176.65	66,803.45
0000317771	*JOURNEYMAN RAIL CAR MECHANIC	43,804.80	43,804.80	0.00	46,874.91	12,209.64	3,173.40	62,257.95
0000315446	*TRACK MAINTAINER	43,118.40	43,118.40	0.00	45,426.04	3,148.41	0.00	48,574.45
0000304525	*BUS OPERATOR (DATE LAST EMPLOYED 01-JUN-11)	40,643.20	40,643.20	0.00	38,996.05	737.79	60.19	39,794.03
0000303060	*AA INSPECTOR	43,804.80	43,804.80	0.00	46,029.55	12,825.64	0.00	58,855.19
0000319811	DISPATCHER RADIO COMMUNICATION	40,643.20	48,588.80	7,945.60	46,457.89	1,502.72	934.40	48,895.01
0000317774	*MOBILITY OPERATOR	28,766.40	30,409.60	1,643.20	31,847.16	11,004.58	0.00	42,851.74
0000304625	*SERVICEPERSON IV	34,008.00	34,008.00	0.00	36,800.71	7,482.00	3,270.00	47,552.71
0000321475	TRANSIT POLICE OFFICER SR	45,032.00	46,841.60	1,809.60	47,848.99	39,166.84	2,702.40	89,718.23
0000315364	TRANSIT POLICE OFFICER SR	52,686.40	54,787.20	2,100.80	42,752.17	21,551.26	2,107.20	66,410.63
0000303999	*BUS OPERATOR	40,643.20	40,643.20	0.00	43,845.42	11,891.16	0.00	55,736.58
0000318556	*BUS OPERATOR	40,643.20	40,643.20	0.00	41,842.64	1,424.55	0.00	43,267.19
0000305763	FOREMAN TRAIN CONTROL (DATE LAST EMPLOYED 01-FEB-11)	54,995.20	54,995.20	0.00	31,728.00	7,085.92	7,138.54	45,952.46
0000325719	ADMINISTRATIVE ASSISTANT	35,626.50	35,626.50	0.00	25,217.35	1,322.40	0.00	26,539.75
0000305120	*MOBILITY OPERATOR	30,409.60	30,409.60	0.00	31,613.58	202.92	584.80	32,401.30
0000305601	*SR TRAFFIC CHECKER	32,427.20	32,427.20	0.00	34,415.15	7,734.72	623.60	42,773.47
0000305541	SUPV CAR REPAIR INSPECTION	43,804.80	52,104.00	8,299.20	49,112.24	7,237.85	0.00	56,350.09
0000321152	TECHNICAL WRITER PT (DATE LAST EMPLOYED 18-MAR-11)	0.00	0.00	0.00	38,989.59	52.34	610.58	39,652.51
0000320854	*RAIL STATION CLEANER	28,412.80	28,412.80	0.00	31,150.83	8,472.64	0.00	39,623.47
0000306429	SUPV RAIL YARD TOWER	53,248.00	53,248.00	0.00	52,838.40	14,172.16	5,529.60	72,540.16
0000304087	FOREMAN CUSTODIAL SERVICES	47,257.60	47,257.60	0.00	47,257.60	6,679.68	0.00	53,937.28
0000302591	*JOURNEYMAN OVERHAULER	43,804.80	43,804.80	0.00	46,817.54	6,539.16	225.00	53,581.70
0000303706	NON REVENUE PLANNER	53,144.00	53,144.00	0.00	53,067.35	1,405.25	2,555.00	57,027.60
0000304273	CHF TECHNICAL TRAINING (DATE LAST EMPLOYED 01-OCT-10)	83,441.54	83,441.54	0.00	24,069.73	0.00	6,752.78	30,822.51
0000304148	SUPV NETWORK OPERATIONS CENTER	62,204.22	62,204.22	0.00	59,812.03	0.00	6,954.18	66,766.21
0000316472	*STUDENT BUS OPERATOR (FT)	28,454.40	28,454.40	0.00	19,900.89	1,427.64	0.00	21,328.53

## MARTOC REPORT

EE NUMBER	TITLE	FY 10	FY 11	DIFFERENCE	REGULAR	OVERTIME	OTHER	TOTAL
		BASE SALARY	BASE SALARY	+/-	EARNINGS	EARNINGS	EARNINGS	EARNINGS
0000303913	*BUS OPERATOR	40,643.20	40,643.20	0.00	42,369.03	1,061.39	0.00	43,430.42
0000305709	ASST PURCHASE CARD ADMIN (DATE LAST EMPLOYED 24-SEP-10)	48,526.92	48,526.92	0.00	25,196.75	0.00	2,965.90	28,162.65
0000305464	SR MAINTENANCE PLANNER RELIEF (DATE LAST EMPLOYED 01-APR-11)	62,420.80	62,420.80	0.00	49,576.53	0.00	0.00	49,576.53
0000303338	SR INFORMATION SYSTEMS ANALYST	84,514.30	84,514.30	0.00	81,264.02	0.00	4,875.84	86,139.86
0000304207	CONTRACT INSTRUCTOR	0.00	0.00	0.00	44,044.96	19.36	0.00	44,064.32
0000320302	REGIONAL PLANNER III	60,008.00	60,008.00	0.00	57,500.28	0.00	1,846.40	59,346.68
0000319222	TRANSIT POLICE OFFICER SR (DATE LAST EMPLOYED 31-JAN-11)	48,713.60	48,713.60	0.00	30,129.83	2,854.34	4,356.12	37,340.29
0000318799	TRANSIT POLICE OFFICER SR	45,032.00	46,841.60	1,809.60	46,739.38	6,040.08	4,504.00	57,283.46
0000317600	CJIT-POLICE DISPATCHER	34,153.60	34,153.60	0.00	36,442.10	11,628.09	706.06	48,776.25
0000303500	*BUS OPERATOR	40,643.20	40,643.20	0.00	43,229.20	10,759.85	1,563.20	55,552.25
0000302342	EEO DBE ANALYST (DATE LAST EMPLOYED 01-JUL-11)	63,266.84	63,266.84	0.00	60,833.86	0.00	0.00	60,833.86
0000323610	*BUS OPERATOR	31,491.20	34,548.80	3,057.60	28,523.54	6,755.22	615.60	35,894.36
0000303266	*BUS OPERATOR	40,643.20	40,643.20	0.00	43,215.74	40,420.23	2,983.37	86,619.34
0000316779	*MATERIAL CONTROLLER	41,496.00	42,369.60	873.60	44,604.25	2,868.21	0.00	47,472.46
0000304423	SUPV RAIL LINE	43,160.00	48,048.00	4,888.00	46,600.01	10,709.97	6,944.41	64,254.39
0000304038	SUPV BUS TRANSPORTATION	48,048.00	48,048.00	0.00	48,048.00	3,153.15	0.00	51,201.15
0000302195	*BUS OPERATOR	40,643.20	40,643.20	0.00	41,255.75	4,475.19	0.00	45,730.94
0000316606	*BUS OPERATOR	40,643.20	40,643.20	0.00	34,033.58	190.25	0.00	34,223.83
0000306588	*JOURNEYMAN PAINTER	43,804.80	43,804.80	0.00	46,248.49	14,942.13	2,446.62	63,637.24
0000304403	*BUS OPERATOR	40,643.20	40,643.20	0.00	43,685.44	7,881.86	2,735.60	54,302.90
0000306444	MGR ARCHITECTURE	96,585.58	96,585.58	0.00	86,235.78	0.00	6,686.70	92,922.48
0000304832	*REVENUE AGENT	41,308.80	41,308.80	0.00	42,748.30	4,044.09	1,747.68	48,540.07
0000305288	TRANSIT POLICE SERGEANT	63,398.40	65,936.00	2,537.60	55,803.68	10,640.21	12,997.00	79,440.89
0000321870	DEPARTMENT ADMINISTRATOR	57,800.08	57,800.08	0.00	55,577.10	0.00	2,667.71	58,244.81
0000320620	MOBILITY CUSTOMER CARE REP	36,348.00	36,348.00	0.00	35,513.86	5,326.38	2,097.00	42,937.24
0000322687	*JOURNEYMAN ET-RADIO MAINT	42,390.40	43,804.80	1,414.40	35,884.44	406.88	225.00	36,516.32
0000303660	*TRACK MAINTAINER	43,118.40	43,118.40	0.00	44,361.79	2,005.65	0.00	46,367.44
0000304083	*BUS OPERATOR (DATE LAST EMPLOYED 01-MAR-11)	40,643.20	40,643.20	0.00	29,154.53	2,974.14	0.00	32,128.67
0000305073	*RAIL OPERATOR	40,643.20	40,643.20	0.00	44,482.53	18,146.89	0.00	62,629.42
0000304306	*JOURNEYMAN OVERHAULER (DATE LAST EMPLOYED 01-FEB-11)	43,804.80	43,804.80	0.00	30,217.33	0.00	0.00	30,217.33
0000322935	*BUS OPERATOR	34,548.80	37,606.40	3,057.60	37,714.16	7,137.14	0.00	44,851.30
0000305237	MAINTENANCE PLANNER BUS	56,888.00	56,888.00	0.00	56,888.00	5,011.90	473.98	62,373.88
0000317128	*BUS OPERATOR	40,643.20	40,643.20	0.00	41,641.57	4,211.08	0.00	45,852.65
0000321225	SUPV RIDESTORE OPERATIONS	51,000.04	51,000.04	0.00	51,000.45	0.00	0.00	51,000.45

## MARTOC REPORT

EE NUMBER	TITLE	FY 10	FY 11	DIFFERENCE	REGULAR	OVERTIME	OTHER	TOTAL
		BASE SALARY	BASE SALARY	+/-	EARNINGS	EARNINGS	EARNINGS	EARNINGS
0000305436	*JOURNEYMAN SUPPORT EQUIPMENT	43,804.80	43,804.80	0.00	47,640.57	0.00	1,909.80	49,550.37
0000304182	OFFICE ADMINISTRATOR I	45,958.90	45,958.90	0.00	43,838.13	0.00	0.00	43,838.13
0000303486	*BUS OPERATOR	40,643.20	40,643.20	0.00	43,119.85	5,073.63	0.00	48,193.48
0000302803	CHF QA CONTRACT MANAGEMENT	76,635.00	82,843.02	6,208.02	77,747.74	0.00	11,151.84	88,899.58
0000322339	*INSPECTOR	41,392.00	41,662.40	270.40	44,547.08	27,269.48	2,388.00	74,204.56
0000302859	QA ENGINEER	57,325.32	73,196.76	15,871.44	60,309.37	0.00	8,632.62	68,941.99
0000323526	*JOURNEYMAN ELEC POWER ELECT	41,392.00	43,804.80	2,412.80	45,841.66	14,828.27	0.00	60,669.93
0000305193	MGR SERVICE MONITORING	84,005.74	84,005.74	0.00	80,774.93	0.00	8,723.70	89,498.63
0000325415	TRANSIT POLICE OFFICER	35,609.60	41,641.60	6,032.00	40,388.71	10,594.29	0.00	50,983.00
0000315058	*BUS OPERATOR	40,643.20	40,643.20	0.00	37,990.66	2,012.78	0.00	40,003.44
0000325457	TRANSIT POLICE OFFICER SPECIAL	48,713.60	52,686.40	3,972.80	50,208.25	10,166.71	0.00	60,374.96
0000317911	*RAIL STATION CLEANER	28,412.80	28,412.80	0.00	30,386.98	3,882.87	0.00	34,269.85
0000306506	SUPV RAIL LINE	51,771.20	51,771.20	0.00	51,771.20	2,302.33	0.00	54,073.53
0000304250	*BUS OPERATOR	40,643.20	40,643.20	0.00	43,486.71	7,837.58	0.00	51,324.29
0000309131	RAIL SERVICES CONTROLLER	50,440.00	52,520.00	2,080.00	52,139.85	50.50	3,030.00	55,220.35
0000304842	ADMINISTRATIVE ASSISTANT	35,587.50	35,587.50	0.00	34,219.00	314.82	3,239.38	37,773.20
0000305829	*BUS OPERATOR	40,643.20	40,643.20	0.00	42,922.39	2,525.74	0.00	45,448.13
0000302948	SR INSTRUCTOR BUS MAINT	58,364.80	65,898.56	7,533.76	59,642.34	378.81	2,357.20	62,378.35
0000304602	SUPV BUS TRANSPORTATION	52,540.80	52,540.80	0.00	52,338.72	23,201.31	4,934.04	80,474.07
0000303289	MGR CLAIMS	77,451.92	77,451.92	0.00	74,473.31	0.00	7,149.49	81,622.80
0000303648	*MOBILITY OPERATOR	30,409.60	30,409.60	0.00	31,309.58	6,294.02	0.00	37,603.60
0000302310	*JOURNEYMAN ET-RAIL CAR MAINT	43,804.80	43,804.80	0.00	46,911.45	6,223.33	6,423.30	59,558.08
0000315986	*BUS OPERATOR	40,643.20	40,643.20	0.00	31,732.81	1,122.32	0.00	32,855.13
0000305968	*STATION AGENT	37,169.60	37,169.60	0.00	41,179.60	26,021.10	1,715.52	68,916.22
0000303131	*TRACK MAINTAINER	43,118.40	43,118.40	0.00	45,256.46	1,212.71	0.00	46,469.17
0000322744	*SERVICEPERSON I (A)	32,281.60	32,281.60	0.00	24,762.13	977.76	0.00	25,739.89
0000304704	*BUS DISPATCHER (BLOCKOUT)	41,662.40	41,662.40	0.00	42,250.39	3,582.88	0.00	45,833.27
0000305861	SUPV RAIL LINE	53,248.00	53,248.00	0.00	53,248.00	23,304.96	0.00	76,552.96
0000313509	SUPT BUS TRANSPORTATION	66,070.42	66,070.42	0.00	63,512.48	0.00	5,082.36	68,594.84
0000317915	FOREMAN TRACK & STRCT	52,104.00	52,104.00	0.00	52,104.03	5,410.85	1,002.00	58,516.88
0000303113	*BUS OPERATOR	40,643.20	40,643.20	0.00	24,787.88	281.39	0.00	25,069.27
0000323421	*BUS OPERATOR	31,491.20	34,548.80	3,057.60	31,717.77	1,966.03	186.46	33,870.26
0000302724	*BUS OPERATOR	40,643.20	40,643.20	0.00	42,875.29	1,338.95	0.00	44,214.24
0000302783	DIVISION DISPATCHER	48,048.00	48,048.00	0.00	47,940.13	0.00	4,458.30	52,398.43
0000302231	*RAIL OPERATOR	40,643.20	40,643.20	0.00	42,522.36	4,303.14	0.00	46,825.50

## MARTOC REPORT

EE NUMBER	TITLE	FY 10	FY 11	DIFFERENCE	REGULAR	OVERTIME	OTHER	TOTAL
		BASE SALARY	BASE SALARY	+/-	EARNINGS	EARNINGS	EARNINGS	EARNINGS
0000304068	*BUS OPERATOR	40,643.20	40,643.20	0.00	42,419.66	377.29	0.00	42,796.95
0000305951	*BUS OPERATOR	40,643.20	40,643.20	0.00	43,837.98	3,903.06	0.00	47,741.04
0000320371	*TRACK WALKER	43,118.40	43,118.40	0.00	46,618.05	2,425.44	1,243.80	50,287.29
0000321756	CHF LITIGATION ADMINISTRATION	107,800.16	107,800.16	0.00	103,654.16	0.00	2,073.08	105,727.24
0000306376	MGR CONSTRUCTION	94,000.14	94,000.14	0.00	90,385.03	0.00	12,629.77	103,014.80
0000320193	*BUS OPERATOR	40,643.20	40,643.20	0.00	43,626.27	3,157.99	0.00	46,784.26
0000306671	EMP REL WELLNESS & WK DEV COOR	48,851.92	48,851.92	0.00	46,973.40	0.00	0.00	46,973.40
0000305127	SR INSTRUCTOR INFRASTRUCTURE	64,678.12	64,678.12	0.00	62,190.82	0.00	7,215.13	69,405.95
0000320749	*MOBILITY OPERATOR	26,083.20	27,414.40	1,331.20	28,907.11	3,068.40	1,318.00	33,293.51
0000303712	*BUS OPERATOR	40,643.20	40,643.20	0.00	43,021.18	579.80	0.00	43,600.98
0000302134	BUILDING MAINTENANCE SPEC I (DATE LAST EMPLOYED 01-JUN-11)	51,500.80	41,895.88	-9,604.92	25,057.93	0.00	3,581.79	28,639.72
0000317728	*STATION AGENT	37,169.60	37,169.60	0.00	39,415.04	2,727.48	0.00	42,142.52
0000303346	*BUS OPERATOR	40,643.20	40,643.20	0.00	44,447.14	32,092.66	1,367.80	77,907.60
0000302278	*MOBILITY OPERATOR	30,409.60	30,409.60	0.00	33,285.89	27,125.08	0.00	60,410.97
0000321773	*BUS OPERATOR	34,548.80	37,606.40	3,057.60	34,586.01	3,664.33	723.20	38,973.54
0000305809	*INSPECTOR	39,603.20	43,118.40	3,515.20	44,677.01	4,691.24	225.00	49,593.25
0000315054	*BUS OPERATOR	40,643.20	40,643.20	0.00	44,039.43	23,490.65	0.00	67,530.08
0000319279	*JOURNEYMAN RAIL CAR MECHANIC	43,804.80	43,804.80	0.00	46,903.47	32,269.28	3,489.09	82,661.84
0000313789	*INSPECTOR	40,643.20	41,392.00	748.80	43,541.93	1,725.57	225.00	45,492.50
0000321902	*BUS OPERATOR	34,548.80	37,606.40	3,057.60	38,017.37	4,896.75	0.00	42,914.12
0000324721	*JOURNEYMAN ET-TRAIN CONTROL	41,080.00	41,392.00	312.00	43,907.63	23,096.52	0.00	67,004.15
0000306319	MAINTENANCE PLANNER BUS	54,995.20	54,995.20	0.00	54,995.20	11,263.44	0.00	66,258.64
0000321711	CJIT-CALL TAKER (DATE LAST EMPLOYED 14-JAN-11)	29,827.20	29,827.20	0.00	17,376.17	2,823.19	1,372.06	21,571.42
0000323514	*JOURNEYMAN ELEC POWER ELECT	41,392.00	43,804.80	2,412.80	46,491.81	12,878.30	0.00	59,370.11
0000305568	RESIDENT ENGINEER	87,892.22	87,892.22	0.00	84,512.57	0.00	0.00	84,512.57
0000317785	*BUS OPERATOR	37,606.40	40,643.20	3,036.80	40,957.27	2,233.47	0.00	43,190.74
0000317241	*BUS OPERATOR	34,548.80	37,606.40	3,057.60	38,578.26	3,357.11	180.80	42,116.17
0000302330	MOBILITY SERVICE AGENT	30,537.00	30,537.00	0.00	29,480.02	99.85	1,926.50	31,506.37
0000306583	SR ITS GIS DEVELOPER	79,285.18	84,000.02	4,714.84	78,321.37	0.00	7,623.60	85,944.97
0000318283	TRANS RESEARCH SPECIALIST III (DATE LAST EMPLOYED 05-JUL-11)	60,191.04	60,191.04	0.00	50,930.96	0.00	2,315.15	53,246.11
0000306463	TRANSIT POLICE SERGEANT	65,936.00	65,936.00	0.00	69,423.00	37,588.38	1,241.69	108,253.07
0000304092	*AA INSPECTOR	43,804.80	43,804.80	0.00	49,037.49	15,416.07	1,278.00	65,731.56
0000305061	*BUS OPERATOR	40,643.20	40,643.20	0.00	42,922.20	5,407.73	0.00	48,329.93
0000321901	TRANSIT POLICE OFFICER SR	41,641.60	43,305.60	1,664.00	43,610.62	29,063.41	1,665.60	74,339.63

## MARTOC REPORT

EE NUMBER	TITLE	FY 10	FY 11	DIFFERENCE	REGULAR	OVERTIME	OTHER	TOTAL
		BASE SALARY	BASE SALARY	+/-	EARNINGS	EARNINGS	EARNINGS	EARNINGS
0000306635	INSTRUCTOR BUS TECHNICAL	52,686.40	52,686.40	0.00	50,660.00	0.00	3,039.60	53,699.60
0000305783	*RAIL OPERATOR	40,643.20	40,643.20	0.00	43,737.89	36,530.47	0.00	80,268.36
0000316796	*SERVICEPERSON I	31,824.00	31,824.00	0.00	35,059.51	1,130.29	1,224.00	37,413.80
0000305140	*BUS OPERATOR (DATE LAST EMPLOYED 01-JUL-11)	40,643.20	40,643.20	0.00	42,318.95	3,816.51	781.60	46,917.06
0000315029	RAIL SERVICES CONTROLLER	58,281.60	58,281.60	0.00	22,042.65	973.70	0.00	23,016.35
0000302102	*BUS OPERATOR	40,643.20	40,643.20	0.00	43,213.79	2,757.26	820.68	46,791.73
0000302806	*BUS OPERATOR	40,643.20	40,643.20	0.00	44,327.13	10,973.82	0.00	55,300.95
0000320659	*BUS OPERATOR	40,643.20	40,643.20	0.00	43,817.05	7,104.24	0.00	50,921.29
0000302202	*INSPECTOR	43,118.40	43,118.40	0.00	47,012.94	831.84	1,824.24	49,669.02
0000303942	*BUS OPERATOR	40,643.20	40,643.20	0.00	43,183.04	1,061.38	1,563.20	45,807.62
0000305825	*BUS OPERATOR	40,643.20	40,643.20	0.00	46,229.20	16,846.67	1,563.20	64,639.07
0000304121	*BUS OPERATOR	40,643.20	40,643.20	0.00	38,592.59	2,431.92	0.00	41,024.51
0000302253	SUPV CAR REPAIR INSPECTION (DATE LAST EMPLOYED 01-DEC-10)	56,617.60	56,617.60	0.00	24,443.56	4,083.00	6,333.28	34,859.84
0000302817	*JOURNEYMAN SUPPORT EQUIPMENT	43,804.80	43,804.80	0.00	46,874.53	20,059.66	0.00	66,934.19
0000303919	*BUS OPERATOR	40,643.20	40,643.20	0.00	43,355.65	3,463.98	1,563.20	48,382.83
0000316266	*BUS OPERATOR	34,548.80	37,606.40	3,057.60	38,934.37	3,280.89	0.00	42,215.26
0000304550	*SERVICEPERSON I	31,824.00	31,824.00	0.00	35,841.52	5,742.57	367.20	41,951.29
0000305191	*SERVICEPERSON I (A)	32,281.60	32,281.60	0.00	34,617.94	5,290.38	496.64	40,404.96
0000304912	*JOURNEYMAN ET-RAIL CAR MAINT	43,804.80	43,804.80	0.00	46,893.82	1,808.55	225.00	48,927.37
0000314902	*SERVICEPERSON I	31,824.00	31,824.00	0.00	35,107.42	9,529.63	1,224.00	45,861.05
0000306822	ARCHITECT VI	84,192.42	84,192.42	0.00	80,954.92	0.00	6,476.34	87,431.26
0000303383	DIR GRANT PROGRAMS	106,000.18	106,000.18	0.00	101,923.60	0.00	5,979.51	107,903.11
0000324720	*JOURNEYMAN ET-TRAIN CONTROL	41,080.00	41,392.00	312.00	43,503.98	12,868.69	0.00	56,372.67
0000302901	*JOURNEYMAN ET-TRAIN CONTROL	43,804.80	43,804.80	0.00	46,332.25	5,906.14	0.00	52,238.39
0000302144	AGM LEGAL SERVICES	140,172.50	140,172.50	0.00	134,781.49	0.00	4,313.00	139,094.49
0000304866	*INSPECTOR	43,118.40	43,118.40	0.00	44,306.19	147.73	497.52	44,951.44
0000320672	*TRACK MAINTAINER	41,662.40	43,118.40	1,456.00	45,434.22	716.43	0.00	46,150.65
0000316713	*BUS OPERATOR	40,643.20	40,643.20	0.00	41,996.44	10,600.16	0.00	52,596.60
0000310148	*JOURNEYMAN ET-RAIL CAR MAINT	43,804.80	43,804.80	0.00	44,815.01	5,567.75	0.00	50,382.76
0000305674	SUPV PARKING SERVICES	34,144.50	34,144.50	0.00	34,013.43	2,468.99	2,363.87	38,846.29
0000302902	*BUS OPERATOR	40,643.20	40,643.20	0.00	43,129.99	5,707.38	0.00	48,837.37
0000302748	*BUS OPERATOR	40,643.20	40,643.20	0.00	44,876.63	22,189.10	0.00	67,065.73
0000304906	*BUS OPERATOR	40,643.20	40,643.20	0.00	34,868.10	713.76	0.00	35,581.86
0000305719	*BUS OPERATOR	40,643.20	40,643.20	0.00	33,946.98	1,654.30	0.00	35,601.28
0000321900	*BUS OPERATOR	34,548.80	37,606.40	3,057.60	39,075.02	17,934.08	2,892.80	59,901.90

## MARTOC REPORT

EE NUMBER	TITLE	FY 10 BASE SALARY	FY 11 BASE SALARY	DIFFERENCE +/-	REGULAR EARNINGS	OVERTIME EARNINGS	OTHER EARNINGS	TOTAL EARNINGS
0000322979	*INSPECTOR	41,267.20	41,392.00	124.80	43,695.52	3,744.31	225.00	47,664.83
0000304360	*JOURNEYMAN SUPPORT EQUIPMENT	43,804.80	43,804.80	0.00	45,947.89	4,943.84	0.00	50,891.73
0000306749	PROJECT MANAGER II	93,724.02	93,724.02	0.00	90,120.45	0.00	0.00	90,120.45
0000320834	*BUS OPERATOR	40,643.20	40,643.20	0.00	43,386.83	20,609.75	0.00	63,996.58
0000320577	*MOBILITY OPERATOR	27,414.40	28,766.40	1,352.00	23,149.36	2,321.83	0.00	25,471.19
0000305588	*BUS OPERATOR	40,643.20	40,643.20	0.00	42,862.56	1,950.91	879.30	45,692.77
0000321935	ACCOUNTANT III	55,762.72	55,762.72	0.00	53,618.39	0.00	0.00	53,618.39
0000323665	*BUS OPERATOR	31,491.20	34,548.80	3,057.60	28,102.25	1,558.05	111.63	29,771.93
0000320387	SCHEDULE DISTRIBUTION CLERK	27,105.00	27,105.00	0.00	24,852.25	828.75	0.00	25,681.00
0000304173	*STATION AGENT	37,169.60	37,169.60	0.00	38,731.38	9,194.22	714.80	48,640.40
0000303572	*BUS OPERATOR	40,643.20	40,643.20	0.00	36,526.66	1,008.94	0.00	37,535.60
0000306828	STRUCTURAL ENGINEER VI	89,826.88	89,826.88	0.00	86,374.04	0.00	5,012.82	91,386.86
0000304429	*SERVICEPERSON IV (DATE LAST EMPLOYED 07-APR-11)	34,008.00	34,008.00	0.00	25,780.64	7,774.49	0.00	33,555.13
0000304179	*BUS OPERATOR	40,643.20	40,643.20	0.00	46,128.51	17,375.65	0.00	63,504.16
0000311904	*SERVICEPERSON IV	34,008.00	34,008.00	0.00	32,672.97	202.37	0.00	32,875.34
0000304455	*JOURNEYMAN ET-RAIL CAR MAINT	43,804.80	43,804.80	0.00	46,337.50	8,711.01	4,015.80	59,064.31
0000303096	*SERVICEPERSON I (A)	34,008.00	32,281.60	-1,726.40	33,875.88	3,776.87	0.00	37,652.75
0000302248	*BUS OPERATOR	40,643.20	40,643.20	0.00	40,063.26	9,807.78	0.00	49,871.04
0000304377	*JOURNEYMAN ET-RADIO MAINT	43,804.80	43,804.80	0.00	46,449.39	5,954.74	1,278.00	53,682.13
0000306248	*JOURNEYMAN BODY REPAIR	43,804.80	43,804.80	0.00	45,832.10	5,291.35	842.40	51,965.85
0000304890	*BUS OPERATOR	40,643.20	40,643.20	0.00	42,698.01	1,984.11	3,126.40	47,808.52
0000324750	MGR IT QUALITY ASSURANCE	95,384.38	95,384.38	0.00	91,715.97	0.00	1,834.32	93,550.29
0000320136	PERFORMANCE ANALYST (DATE LAST EMPLOYED 07-JAN-11)	66,700.40	66,700.40	0.00	34,633.02	0.00	5,240.60	39,873.62
0000320293	*BUS OPERATOR	40,643.20	40,643.20	0.00	43,328.25	30,695.98	8,793.00	82,817.23
0000322822	CONTRACT PROFESSIONAL (DATE LAST EMPLOYED 26-NOV-10)	0.00	0.00	0.00	35,775.00	0.00	0.00	35,775.00
0000320611	*SERVICEPERSON I (A)	32,281.60	32,281.60	0.00	33,861.21	0.00	0.00	33,861.21
0000320018	*MOBILITY OPERATOR	24,564.80	26,083.20	1,518.40	25,952.80	459.57	0.00	26,412.37
0000306059	*MOBILITY OPERATOR	30,409.60	30,409.60	0.00	30,140.99	773.17	0.00	30,914.16
0000303925	*BUS OPERATOR	40,643.20	40,643.20	0.00	42,455.33	1,309.34	0.00	43,764.67
0000323666	*BUS OPERATOR	31,491.20	34,548.80	3,057.60	24,404.12	2,357.15	0.00	26,761.27
0000321214	*RAIL STATION CLEANER	28,412.80	28,412.80	0.00	30,060.22	4,410.48	0.00	34,470.70
0000304221	*RAIL OPERATOR	40,643.20	40,643.20	0.00	36,107.40	4,185.87	0.00	40,293.27
0000302067	*RAIL STATION CLEANER	28,412.80	28,412.80	0.00	28,572.50	0.00	0.00	28,572.50
0000303018	*BUS OPERATOR	40,643.20	40,643.20	0.00	44,321.63	18,619.86	1,426.42	64,367.91

## MARTOC REPORT

EE NUMBER	TITLE	FY 10	FY 11	DIFFERENCE	REGULAR	OVERTIME	OTHER	TOTAL
		BASE SALARY	BASE SALARY	+/-	EARNINGS	EARNINGS	EARNINGS	EARNINGS
0000318949	*STATION AGENT	37,169.60	37,169.60	0.00	40,639.03	13,594.26	714.80	54,948.09
0000304334	*BUS OPERATOR	40,643.20	40,643.20	0.00	44,587.72	4,483.98	747.80	49,819.50
0000319163	*BUS OPERATOR	40,643.20	40,643.20	0.00	43,471.50	4,277.03	0.00	47,748.53
0000303417	*SERVICEPERSON I	31,824.00	31,824.00	0.00	30,674.28	74.62	0.00	30,748.90
0000303476	*INSPECTOR	43,118.40	43,118.40	0.00	46,766.55	3,459.40	225.00	50,450.95
0000323996	*INSPECTOR	41,662.40	43,118.40	1,456.00	43,965.60	14,515.39	0.00	58,480.99
0000323237	TRANSIT POLICE OFFICER SR	43,305.60	45,032.00	1,726.40	44,804.23	9,918.57	1,457.40	56,180.20
0000305529	*BUS OPERATOR (DATE LAST EMPLOYED 11-MAR-11)	40,643.20	40,643.20	0.00	31,519.10	1,864.16	0.00	33,383.26
0000305057	*BUS OPERATOR	40,643.20	40,643.20	0.00	36,424.85	3,931.46	0.00	40,356.31
0000320261	ACCOUNTANT II	46,970.82	46,970.82	0.00	30,014.58	96.75	0.00	30,111.33
0000306073	DIR QA & CONFIG MGMT	110,657.82	110,657.82	0.00	105,976.68	0.00	19,578.38	125,555.06
0000302237	BREEZE MEDIA DISTRIBUTION AGT	41,069.08	41,069.08	0.00	39,489.81	0.00	631.80	40,121.61
0000302230	MEDIA SALES REP	23,361.00	23,361.00	0.00	23,432.88	161.73	0.00	23,594.61
0000324052	TRANSIT POLICE OFFICER SR	41,641.60	43,305.60	1,664.00	42,589.90	15,319.19	2,202.20	60,111.29
0000321145	*BUS OPERATOR	37,606.40	40,643.20	3,036.80	33,793.66	2,876.14	0.00	36,669.80
0000303727	SUPV BUS TRANSPORTATION	40,643.20	48,048.00	7,404.80	47,838.58	12,006.56	5,108.93	64,954.07
0000304826	*BUS OPERATOR	40,643.20	40,643.20	0.00	43,823.03	1,488.13	781.60	46,092.76
0000302208	*INSPECTOR	43,118.40	43,118.40	0.00	47,003.48	21,618.99	0.00	68,622.47
0000322866	RESEARCH SURVEYOR	0.00	0.00	0.00	19,596.00	2,632.50	0.00	22,228.50
0000317198	TRANSIT POLICE OFFICER SR	50,668.80	52,686.40	2,017.60	54,241.05	12,791.34	253.30	67,285.69
0000306325	*JOURNEYMAN OVERHAULER	43,804.80	43,804.80	0.00	46,182.08	5,441.43	0.00	51,623.51
0000325458	TRANSIT POLICE OFFICER	35,609.60	38,500.80	2,891.20	36,470.10	3,095.79	0.00	39,565.89
0000325080	*JOURNEYMAN ELEC POWER ELECT	39,603.20	41,392.00	1,788.80	40,278.27	2,531.15	0.00	42,809.42
0000319280	INSTRUCTOR AUTO TRAIN CONTROL	43,804.80	50,003.20	6,198.40	32,784.03	134.26	0.00	32,918.29
0000320825	*JOURNEYMAN ELEC POWER ELECT	43,804.80	43,804.80	0.00	30,446.92	1,366.29	0.00	31,813.21
0000322438	TRANSIT POLICE OFFICER SR	45,032.00	46,841.60	1,809.60	46,970.55	14,977.74	0.00	61,948.29
0000305944	*AA INSPECTOR	43,804.80	43,804.80	0.00	46,027.57	4,195.24	2,541.60	52,764.41
0000324757	IT AUDITOR	81,136.12	81,136.12	0.00	78,015.82	0.00	1,560.32	79,576.14
0000303101	*JOURNEYMAN BODY REPAIR	43,804.80	43,804.80	0.00	45,968.95	5,165.00	0.00	51,133.95
0000304847	*JOURNEYMAN BODY REPAIR	43,804.80	43,804.80	0.00	46,126.91	6,175.85	842.40	53,145.16
0000320745	*BUS OPERATOR	40,643.20	40,643.20	0.00	44,945.54	6,451.30	0.00	51,396.84
0000320922	*INSPECTOR	39,228.80	40,206.40	977.60	41,583.50	470.10	225.00	42,278.60
0000314992	*JOURNEYMAN ELEC POWER ELECT	43,804.80	43,804.80	0.00	37,764.30	9,019.02	2,641.35	49,424.67
0000305234	*JOURNEYMAN RAIL CAR MECHANIC	43,804.80	43,804.80	0.00	46,720.75	19,988.64	1,488.60	68,197.99
0000323748	*SERVICEPERSON I (A)	32,281.60	32,281.60	0.00	31,328.20	1,309.50	0.00	32,637.70

## MARTOC REPORT

EE NUMBER	TITLE	FY 10	FY 11	DIFFERENCE	REGULAR	OVERTIME	OTHER	TOTAL
		BASE SALARY	BASE SALARY	+/-	EARNINGS	EARNINGS	EARNINGS	EARNINGS
0000324190	*JOURNEYMAN ELEC POWER ELECT	41,392.00	43,804.80	2,412.80	45,381.00	12,701.07	225.00	58,307.07
0000304132	CJIT-POLICE DISPATCHER	33,696.00	33,696.00	0.00	30,476.83	9,659.46	0.00	40,136.29
0000321766	*BUS OPERATOR	34,548.80	37,606.40	3,057.60	39,862.68	21,432.28	831.68	62,126.64
0000317605	*MOBILITY OPERATOR	28,766.40	30,409.60	1,643.20	31,443.87	8,139.72	0.00	39,583.59
0000303016	*JOURNEYMAN RAIL CAR MECHANIC	43,804.80	43,804.80	0.00	46,725.62	9,887.70	225.00	56,838.32
0000321603	*SERVICEPERSON I	31,824.00	31,824.00	0.00	34,001.92	1,468.80	612.00	36,082.72
0000303030	SUPV BUS TRANSPORTATION	52,561.60	52,561.60	0.00	52,561.62	23,463.22	6,064.80	82,089.64
0000315218	TRANSIT POLICE OFFICER SR	54,787.20	54,787.20	0.00	48,544.62	968.00	6,585.00	56,097.62
0000321063	*BUS OPERATOR	40,643.20	40,643.20	0.00	40,045.75	5,484.02	3,908.00	49,437.77
0000306224	*JOURNEYMAN ET-TRAIN CONTROL	43,804.80	43,804.80	0.00	46,690.26	14,389.27	4,212.00	65,291.53
0000322493	*SERVICEPERSON IV	32,281.60	34,008.00	1,726.40	34,522.54	2,856.68	0.00	37,379.22
0000323163	*BUS OPERATOR	31,491.20	34,548.80	3,057.60	37,117.31	3,611.03	0.00	40,728.34
0000302276	SUPV CAR REPAIR INSPECTION	56,638.40	56,638.40	0.00	56,638.40	7,624.40	3,267.60	67,530.40
0000306087	SR INSTRUCTOR BUS TRANSPORT	67,994.16	67,994.16	0.00	65,379.12	0.00	8,630.13	74,009.25
0000304634	SUPT REVENUE PROCESSING	63,663.60	63,663.60	0.00	61,215.00	0.00	5,718.80	66,933.80
0000323168	*BUS OPERATOR	31,491.20	34,548.80	3,057.60	36,644.47	3,594.81	0.00	40,239.28
0000304046	*RAIL STATION CLEANER	28,412.80	28,412.80	0.00	30,843.49	3,990.44	0.00	34,833.93
0000319801	TRANSIT POLICE OFFICER SR	45,032.00	46,841.60	1,809.60	46,632.81	57,633.00	5,539.92	109,805.73
0000303349	MEDIA SALES REP	25,174.50	25,174.50	0.00	25,290.95	445.40	1,032.80	26,769.15
0000321316	TRANSIT POLICE OFFICER SR	46,841.60	48,713.60	1,872.00	49,357.91	28,775.64	936.80	79,070.35
0000321077	CONTRACT PROFESSIONAL	0.00	0.00	0.00	58,493.75	913.75	0.00	59,407.50
0000323836	*RAIL STATION CLEANER	26,894.40	28,412.80	1,518.40	29,355.18	327.84	0.00	29,683.02
0000320795	RECRUITING TECHNICIAN II	36,777.00	39,292.50	2,515.50	37,200.94	0.00	690.75	37,891.69
0000318016	*BUS OPERATOR	40,643.20	40,643.20	0.00	41,964.39	10,417.25	0.00	52,381.64
0000304635	FOREMAN TRACK & STRCT	57,200.00	57,200.00	0.00	57,200.00	11,027.50	5,500.00	73,727.50
0000321913	*INSPECTOR	41,392.00	43,118.40	1,726.40	44,258.51	2,836.08	0.00	47,094.59
0000303374	SUPV BUS TRANSPORTATION	48,588.80	48,588.80	0.00	48,588.80	9,389.56	1,868.80	59,847.16
0000318034	*BUS OPERATOR	40,643.20	40,643.20	0.00	23,854.21	1,530.60	0.00	25,384.81
0000304356	OFFICE ADMINISTRATOR II	51,021.88	51,021.88	0.00	49,059.84	0.00	6,619.80	55,679.64
0000315113	*BUS OPERATOR	40,643.20	40,643.20	0.00	34,194.38	2,436.63	0.00	36,631.01
0000302362	*BUS OPERATOR	40,643.20	40,643.20	0.00	43,045.09	6,190.38	0.00	49,235.47
0000319629	TRANSIT POLICE OFFICER SR	46,841.60	48,713.60	1,872.00	50,137.68	21,470.14	900.80	72,508.62
0000302920	GEN SUPT BUS MAINT	69,193.80	79,968.20	10,774.40	68,410.97	0.00	3,147.08	71,558.05
0000315004	SUPV ACCOUNTING	68,510.00	68,510.00	0.00	65,875.14	0.00	4,742.85	70,617.99



## MARTOC REPORT

EE NUMBER	TITLE	FY 10	FY 11	DIFFERENCE	REGULAR	OVERTIME	OTHER	TOTAL
		BASE SALARY	BASE SALARY	+/-	EARNINGS	EARNINGS	EARNINGS	EARNINGS
0000302051	*JOURNEYMAN ET-TRAIN CONTROL	43,804.80	43,804.80	0.00	45,511.85	3,853.99	225.00	49,590.84
0000304346	*BUS OPERATOR	40,643.20	40,643.20	0.00	37,224.73	2,708.35	0.00	39,933.08
0000304612	MOBILITY SERVICE AGENT	30,712.50	30,712.50	0.00	29,531.53	0.00	1,460.82	30,992.35
0000304926	SUPV BUS MAINTENANCE	52,104.00	52,104.00	0.00	52,104.01	9,030.69	7,014.00	68,148.70
0000302251	SUPT MOBILITY OPERATIONS	68,464.50	68,464.50	0.00	62,706.69	0.00	10,199.48	72,906.17
0000318429	TRANSIT POLICE OFFICER SR	46,841.60	48,713.60	1,872.00	43,869.27	7,645.30	1,779.92	53,294.49
0000302186	*STATION AGENT	37,169.60	37,169.60	0.00	39,620.43	11,760.83	0.00	51,381.26
0000304697	*TRACK WALKER	43,118.40	43,118.40	0.00	45,597.13	1,445.95	0.00	47,043.08
0000303076	*MOBILITY OPERATOR	30,409.60	30,409.60	0.00	32,050.62	21,551.84	2,193.00	55,795.46
0000306186	*BUS OPERATOR	40,643.20	40,643.20	0.00	41,666.83	2,761.34	0.00	44,428.17
0000325327	*JOURNEYMAN ET-RADIO MAINT	39,603.20	41,392.00	1,788.80	42,368.82	5,899.20	225.00	48,493.02
0000314973	*MOBILITY OPERATOR	28,766.40	30,409.60	1,643.20	30,987.22	1,772.73	0.00	32,759.95
0000320365	*RAIL STATION CLEANER	28,412.80	28,412.80	0.00	30,607.83	2,458.80	0.00	33,066.63
0000305795	*JOURNEYMAN ELEC POWER ELECT	43,804.80	43,804.80	0.00	43,477.53	9,492.23	225.00	53,194.76
0000302505	*JOURNEYMAN ET-HVAC	43,804.80	43,804.80	0.00	46,861.35	4,138.32	1,278.00	52,277.67
0000320051	CONTRACT PROFESSIONAL	0.00	0.00	0.00	100,320.00	2,227.50	0.00	102,547.50
0000306254	SUPV BUS TRANSPORTATION	50,731.20	50,731.20	0.00	33,075.33	4,085.33	0.00	37,160.66
0000325093	*MOBILITY OPERATOR	23,358.40	23,358.40	0.00	19,969.03	800.17	0.00	20,769.20
0000318024	RAIL SERVICES CONTROLLER	57,720.00	57,720.00	0.00	57,720.00	1,567.89	888.00	60,175.89
0000304836	*BUS OPERATOR	40,643.20	40,643.20	0.00	43,921.03	8,147.67	0.00	52,068.70
0000319987	TRANSIT POLICE OFFICER SR	48,713.60	50,668.80	1,955.20	48,900.96	35,340.93	2,669.88	86,911.77
0000319798	TRANSIT POLICE OFFICER SR	45,032.00	46,841.60	1,809.60	45,741.30	19,446.05	3,416.65	68,604.00
0000321981	*JOURNEYMAN ET-RADIO MAINT	43,804.80	43,804.80	0.00	45,489.85	702.90	0.00	46,192.75
0000320326	*JOURNEYMAN ET-TRAIN CONTROL	43,804.80	43,804.80	0.00	46,337.51	8,783.69	0.00	55,121.20
0000321103	*BUS OPERATOR	37,606.40	40,643.20	3,036.80	40,354.37	7,033.65	1,446.40	48,834.42
0000304835	*BUS OPERATOR	40,643.20	40,643.20	0.00	44,099.89	12,202.22	0.00	56,302.11
0000304616	*MOBILITY OPERATOR	30,409.60	30,409.60	0.00	25,754.32	4,780.82	0.00	30,535.14
0000305854	*INSPECTOR	43,118.40	43,118.40	0.00	36,319.22	295.43	0.00	36,614.65
0000304624	*BUS OPERATOR	40,643.20	40,643.20	0.00	43,366.76	4,604.45	0.00	47,971.21
0000306134	*BUS OPERATOR	40,643.20	40,643.20	0.00	45,345.64	36,371.66	1,722.85	83,440.15
0000321015	*BUS OPERATOR	34,548.80	37,606.40	3,057.60	34,650.09	2,943.42	0.00	37,593.51
0000306271	ACCOUNTANT III	55,762.72	55,762.72	0.00	52,974.99	0.00	2,681.20	55,656.19
0000304969	DISPATCHER RADIO COMMUNICATION	51,230.40	51,230.40	0.00	50,245.20	17,622.77	5,418.60	73,286.57
0000303947	*STATION AGENT	37,169.60	37,169.60	0.00	39,875.07	9,964.81	1,429.60	51,269.48
0000315145	*RAIL STATION CLEANER	37,169.60	28,412.80	-8,756.80	28,707.21	939.76	0.00	29,646.97

## MARTOC REPORT

EE NUMBER	TITLE	FY 10	FY 11	DIFFERENCE	REGULAR	OVERTIME	OTHER	TOTAL
		BASE SALARY	BASE SALARY	+/-	EARNINGS	EARNINGS	EARNINGS	EARNINGS
0000304369	*DYNAMOMETER OPERATOR	43,804.80	43,804.80	0.00	41,026.62	3,159.12	225.00	44,410.74
0000304902	*BUS OPERATOR	40,643.20	40,643.20	0.00	42,824.26	6,706.53	3,015.42	52,546.21
0000305835	INSTRUCTOR CENTRAL CONTROL	57,761.60	57,761.60	0.00	55,595.54	208.28	4,595.94	60,399.76
0000305597	*JOURNEYMAN ET-RAIL CAR MAINT	43,804.80	43,804.80	0.00	46,284.04	2,937.92	225.00	49,446.96
0000305186	ACCOUNTING SPECIALIST III	45,376.50	45,376.50	0.00	44,329.66	2,661.60	6,352.72	53,343.98
0000303908	SUPV BUS TRANSPORTATION (DATE LAST EMPLOYED 04-SEP-10)	48,588.80	48,588.80	0.00	11,025.92	140.16	13,805.76	24,971.84
0000322978	*INSPECTOR	40,643.20	41,392.00	748.80	43,286.97	2,057.53	225.00	45,569.50
0000307129	*BUS OPERATOR	36,628.80	40,643.20	4,014.40	35,794.89	2,273.39	0.00	38,068.28
0000303290	*BUS OPERATOR	40,643.20	40,643.20	0.00	33,383.56	404.23	0.00	33,787.79
0000302537	AUDITOR III	68,618.42	68,618.42	0.00	65,451.68	0.00	18,474.19	83,925.87
0000323070	*JOURNEYMAN ET-TELEPHONE MAINT	42,390.40	43,804.80	1,414.40	48,242.51	21,459.47	1,855.40	71,557.38
0000305637	*STATION AGENT (DATE LAST EMPLOYED 01-APR-11)	37,169.60	37,169.60	0.00	29,424.21	3,967.20	0.00	33,391.41
0000326149	CONTRACT PROFESSIONAL	97,500.00	97,500.00	0.00	37,750.00	3,450.00	0.00	41,200.00
0000302969	MEDIA SALES REP	25,701.00	25,701.00	0.00	26,063.45	3,489.52	1,977.00	31,529.97
0000304983	*REVENUE AGENT	41,308.80	41,308.80	0.00	41,812.81	5,027.12	1,747.68	48,587.61
0000305077	*BUS OPERATOR	40,643.20	40,643.20	0.00	45,836.88	23,933.87	1,321.50	71,092.25
0000322977	*INSPECTOR	41,267.20	41,392.00	124.80	45,750.45	12,243.72	225.00	58,219.17
0000305760	SUPV BUS MAINTENANCE	54,995.20	54,995.20	0.00	44,083.87	9,426.07	3,256.62	56,766.56
0000320019	TRANSIT POLICE OFFICER SR	46,841.60	48,713.60	1,872.00	47,086.31	27,405.04	4,053.60	78,544.95
0000306834	CHF SPECIFICATIONS	92,001.00	92,001.00	0.00	88,462.50	0.00	0.00	88,462.50
0000303746	*BUS OPERATOR	40,643.20	40,643.20	0.00	42,745.92	2,678.43	0.00	45,424.35
0000304595	*SERVICEPERSON II	31,824.00	31,824.00	0.00	33,580.23	854.91	979.20	35,414.34
0000320907	TRANSIT POLICE OFFICER SR	43,305.60	45,032.00	1,726.40	44,823.76	39,384.26	832.80	85,040.82
0000324688	*MOBILITY OPERATOR	23,358.40	23,358.40	0.00	21,681.79	1,718.30	0.00	23,400.09
0000303610	*MATERIAL CONTROLLER LEAD	43,659.20	43,659.20	0.00	47,291.85	4,817.26	3,358.40	55,467.51
0000301998	EXEC DIR SAFETY & QA	81,224.00	81,224.00	0.00	27,970.28	0.00	0.00	27,970.28
0000306385	*BUS OPERATOR	40,643.20	40,643.20	0.00	41,972.76	3,480.95	0.00	45,453.71
0000304939	*BUS OPERATOR	40,643.20	40,643.20	0.00	35,410.37	2,337.52	0.00	37,747.89
0000306063	*STRUCTURAL INSPECTOR	43,118.40	43,118.40	0.00	45,092.51	2,246.65	0.00	47,339.16
0000314954	*TRACK MAINTAINER	43,118.40	43,118.40	0.00	46,452.20	3,187.28	0.00	49,639.48
0000315522	*RAIL STATION CLEANER	28,412.80	28,412.80	0.00	30,548.55	7,704.24	0.00	38,252.79
0000307431	PROTECTIVE SPEC POLICE CADET	27,809.60	27,809.60	0.00	27,863.08	7,034.34	4,011.00	38,908.42
0000303654	*BUS OPERATOR	40,643.20	40,643.20	0.00	42,964.47	7,157.64	0.00	50,122.11
0000317599	*STATION AGENT	37,169.60	37,169.60	0.00	39,508.74	3,290.40	0.00	42,799.14

## MARTOC REPORT

EE NUMBER	TITLE	FY 10	FY 11	DIFFERENCE	REGULAR	OVERTIME	OTHER	TOTAL
		BASE SALARY	BASE SALARY	+/-	EARNINGS	EARNINGS	EARNINGS	EARNINGS
0000305201	*MOBILITY OPERATOR	30,409.60	30,409.60	0.00	25,085.22	164.51	0.00	25,249.73
0000322944	TRANSIT POLICE OFFICER SPECIAL	46,841.60	48,713.60	1,872.00	48,056.44	12,492.14	2,252.00	62,800.58
0000303898	*BUS OPERATOR	40,643.20	40,643.20	0.00	43,302.91	16,493.78	0.00	59,796.69
0000306367	*JOURNEYMAN ET-LABORATORY	43,804.80	43,804.80	0.00	46,495.46	12,035.85	225.00	58,756.31
0000302222	*BUS OPERATOR	40,643.20	40,643.20	0.00	43,349.47	6,006.60	0.00	49,356.07
0000316715	*STATION AGENT (DATE LAST EMPLOYED 09-APR-11)	33,800.00	37,169.60	3,369.60	18,745.66	6,428.27	1,862.95	27,036.88
0000322244	*JOURNEYMAN AUTOMOTIVE TECH	43,804.80	43,804.80	0.00	44,150.87	9,864.03	0.00	54,014.90
0000319045	*BUS OPERATOR	40,643.20	40,643.20	0.00	45,128.77	23,046.12	1,954.00	70,128.89
0000304255	*SERVICEPERSON I (A)	43,118.40	32,281.60	-10,836.80	37,493.96	3,680.40	776.00	41,950.36
0000303538	*INSPECTOR	43,118.40	43,118.40	0.00	20,709.25	590.83	225.00	21,525.08
0000304198	*BUS OPERATOR	40,643.20	40,643.20	0.00	43,317.38	36,750.54	1,172.40	81,240.32
0000315153	*MOBILITY OPERATOR	30,409.60	30,409.60	0.00	32,755.90	8,975.04	0.00	41,730.94
0000322058	*JOURNEYMAN ELEC POWER ELECT	43,804.80	43,804.80	0.00	46,406.26	13,066.33	0.00	59,472.59
0000320040	*JOURNEYMAN RAIL CAR MECHANIC	43,804.80	43,804.80	0.00	46,458.89	1,081.96	225.00	47,765.85
0000302914	SUPV REDUCED FARE ELIGIBILITY	53,000.22	53,000.22	0.00	53,000.53	0.00	1,630.78	54,631.31
0000304695	SUPV BUS MAINTENANCE	52,104.00	52,104.00	0.00	53,395.44	6,227.19	1,252.50	60,875.13
0000302723	*RAIL OPERATOR	40,643.20	40,643.20	0.00	43,844.47	15,497.57	781.60	60,123.64
0000303292	*CUSTOMER INFORMATION OPERATOR	31,699.20	31,699.20	0.00	33,419.36	1,040.14	276.76	34,736.26
0000303176	*JOURNEYMAN OVERHAULER	43,804.80	43,804.80	0.00	45,752.67	284.31	0.00	46,036.98
0000302383	*JOURNEYMAN ET-RADIO MAINT	43,804.80	43,804.80	0.00	46,124.11	7,099.90	0.00	53,224.01
0000306278	COMPUTER OPERATOR III	40,852.50	40,852.50	0.00	39,438.63	0.00	3,247.26	42,685.89
0000311717	*BUS OPERATOR	40,643.20	40,643.20	0.00	44,034.08	23,862.34	781.60	68,678.02
0000306495	*BUS OPERATOR	40,643.20	40,643.20	0.00	24,571.38	1,318.99	0.00	25,890.37
0000316066	*RAIL STATION CLEANER	31,824.00	28,412.80	-3,411.20	30,512.45	948.29	1,092.80	32,553.54
0000306026	SUPV RAIL YARD TOWER	53,248.00	53,248.00	0.00	53,043.20	16,716.80	2,048.00	71,808.00
0000304320	GRAPHIC ARTIST	57,829.46	57,829.46	0.00	55,605.58	0.00	7,785.17	63,390.75
0000315359	*BUS OPERATOR	40,643.20	40,643.20	0.00	40,322.26	688.54	0.00	41,010.80
0000322927	*BUS OPERATOR	34,548.80	37,606.40	3,057.60	36,190.35	2,440.51	0.00	38,630.86
0000321041	*JOURNEYMAN ELEC POWER ELECT	43,804.80	43,804.80	0.00	46,998.86	10,347.40	3,594.60	60,940.86
0000303883	*AA INSPECTOR	43,804.80	43,804.80	0.00	48,258.85	21,741.65	1,937.52	71,938.02
0000302441	CUSTOMER CARE REP	39,643.50	39,643.50	0.00	39,603.10	0.00	762.38	40,365.48
0000319715	*SERVICEPERSON IV	34,008.00	34,008.00	0.00	36,364.00	5,506.00	0.00	41,870.00
0000322943	NETWORK OPERATIONS CENTER TECH	41,905.50	57,889.00	15,983.50	38,682.24	64.47	3,385.13	42,131.84
0000302165	CONTRACT PROFESSIONAL	0.00	0.00	0.00	39,789.91	1,831.44	0.00	41,621.35
0000321985	*PT BUS OPERATOR	0.00	0.00	0.00	19,675.50	1,795.35	415.06	21,885.91

## MARTOC REPORT

EE NUMBER	TITLE	FY 10	FY 11	DIFFERENCE	REGULAR	OVERTIME	OTHER	TOTAL
		BASE SALARY	BASE SALARY	+/-	EARNINGS	EARNINGS	EARNINGS	EARNINGS
0000320847	*BUS OPERATOR	40,643.20	40,643.20	0.00	43,172.51	1,813.50	1,563.20	46,549.21
0000303680	*BUS OPERATOR	40,643.20	40,643.20	0.00	43,754.08	24,351.52	1,758.60	69,864.20
0000303218	*RAIL OPERATOR	40,643.20	40,643.20	0.00	44,138.79	6,222.93	0.00	50,361.72
0000324191	TRANSIT POLICE OFFICER SR	43,305.60	45,032.00	1,726.40	44,038.96	7,683.41	1,457.40	53,179.77
0000303395	*BUS OPERATOR	40,643.20	40,643.20	0.00	43,621.96	9,425.68	0.00	53,047.64
0000309936	*BUS OPERATOR	36,628.80	40,643.20	4,014.40	29,360.31	3,233.03	0.00	32,593.34
0000318268	*BUS OPERATOR	40,643.20	40,643.20	0.00	43,554.24	13,544.38	0.00	57,098.62
0000303679	ACCOUNTANT III	55,762.72	55,762.72	0.00	53,403.93	0.00	2,359.21	55,763.14
0000307132	*MOBILITY OPERATOR	30,409.60	30,409.60	0.00	33,729.24	9,260.14	0.00	42,989.38
0000305617	*RAIL OPERATOR	40,643.20	40,643.20	0.00	44,918.83	12,127.44	0.00	57,046.27
0000308461	*PT BUS OPERATOR	0.00	0.00	0.00	22,832.13	15.81	342.00	23,189.94
0000324243	AGM CONTRACTS & PROCUREMENT	140,000.12	140,000.12	0.00	134,615.72	0.00	16,153.86	150,769.58
0000304676	SUPV BUS & RAIL STORES	50,731.20	50,731.20	0.00	50,731.20	0.00	3,869.23	54,600.43
0000303630	*BUS OPERATOR	40,643.20	40,643.20	0.00	42,468.25	3,877.53	0.00	46,345.78
0000322079	ADMINISTRATIVE ASSISTANT	42,783.00	42,783.00	0.00	40,674.14	791.51	554.87	42,020.52
0000303656	*MATERIAL CONTROLLER	42,369.60	42,369.60	0.00	44,658.47	30.56	0.00	44,689.03
0000303494	TRANSIT POLICE OFFICER SR	54,787.20	54,787.20	0.00	55,050.60	7,289.61	6,822.06	69,162.27
0000318679	*BUS OPERATOR	40,643.20	40,643.20	0.00	43,377.72	9,008.56	1,563.20	53,949.48
0000319737	*MOBILITY OPERATOR	27,414.40	28,766.40	1,352.00	29,436.75	335.24	0.00	29,771.99
0000303426	*SERVICEPERSON I	31,824.00	31,824.00	0.00	33,779.05	820.49	0.00	34,599.54
0000303277	*BUS OPERATOR	40,643.20	40,643.20	0.00	43,920.84	10,731.11	0.00	54,651.95
0000325085	*JOURNEYMAN ELEC POWER ELECT	39,603.20	41,392.00	1,788.80	40,892.75	4,885.81	0.00	45,778.56
0000316072	TRANSIT POLICE OFFICER SR	48,713.60	50,668.80	1,955.20	49,640.34	11,046.55	1,705.20	62,392.09
0000306097	*DYNAMOMETER OPERATOR	43,804.80	43,804.80	0.00	48,410.94	16,790.25	2,087.13	67,288.32
0000306433	*STATION AGENT	37,169.60	37,169.60	0.00	40,185.95	17,463.61	142.96	57,792.52
0000305912	*JOURNEYMAN SUPPORT EQUIPMENT	43,804.80	43,804.80	0.00	45,584.62	2,353.46	2,106.00	50,044.08
0000302568	*STATION AGENT	37,169.60	37,169.60	0.00	39,369.17	884.58	0.00	40,253.75
0000305785	SUPV BUS TRANSPORTATION	51,729.60	51,729.60	0.00	51,729.60	13,305.51	1,989.60	67,024.71
0000321150	MOBILITY CUSTOMER CARE REP	36,348.00	36,348.00	0.00	34,931.36	2,027.10	1,016.63	37,975.09
0000305938	TRANSIT POLICE OFFICER SR	52,686.40	54,787.20	2,100.80	53,951.08	16,624.95	4,846.56	75,422.59
0000306516	MGR EMPLOYEE BENEFITS	82,713.54	82,713.54	0.00	79,532.59	0.00	3,181.29	82,713.88
0000322040	*BUS OPERATOR	34,548.80	37,606.40	3,057.60	38,705.96	3,133.08	0.00	41,839.04
0000304404	*SERVICEPERSON I	31,824.00	31,824.00	0.00	31,347.37	5,794.92	0.00	37,142.29
0000302600	*BUS OPERATOR	40,643.20	40,643.20	0.00	43,041.16	1,949.26	0.00	44,990.42

## MARTOC REPORT

EE NUMBER	TITLE	FY 10	FY 11	DIFFERENCE	REGULAR	OVERTIME	OTHER	TOTAL
		BASE SALARY	BASE SALARY	+/-	EARNINGS	EARNINGS	EARNINGS	EARNINGS
0000322037	*BUS OPERATOR	34,548.80	37,606.40	3,057.60	38,991.14	5,842.67	0.00	44,833.81
0000323420	*BUS OPERATOR	31,491.20	34,548.80	3,057.60	33,264.22	4,786.41	0.00	38,050.63
0000306476	*JOURNEYMAN RAIL CAR MECHANIC (DATE LAST EMPLOYED 01-DEC-10)	43,804.80	43,804.80	0.00	21,441.99	315.90	1,309.31	23,067.20
0000325950	ARCHITECT V	75,000.12	75,000.12	0.00	45,269.91	0.00	0.00	45,269.91
0000304646	MGR POWER	81,434.86	81,434.86	0.00	78,303.16	0.00	10,544.80	88,847.96
0000320654	*BUS OPERATOR	40,643.20	40,643.20	0.00	43,816.32	8,108.46	781.60	52,706.38
0000304775	*BUS OPERATOR	40,643.20	40,643.20	0.00	42,433.45	3,182.04	0.00	45,615.49
0000303902	*MOBILITY OPERATOR	30,409.60	30,409.60	0.00	29,994.17	1,129.50	0.00	31,123.67
0000321313	*SERVICEPERSON I (A)	32,281.60	32,281.60	0.00	34,225.54	372.48	0.00	34,598.02
0000306397	TRANSIT POLICE OFFICER SPECIAL	56,971.20	56,971.20	0.00	59,491.08	13,434.92	0.00	72,926.00
0000318031	*STATION AGENT	37,169.60	37,169.60	0.00	27,257.14	2,660.43	0.00	29,917.57
0000319273	*TRACK MAINTAINER	43,118.40	43,118.40	0.00	42,442.54	349.83	0.00	42,792.37
0000302210	SR INFORMATION TECH AUDITOR	74,656.40	74,656.40	0.00	71,618.25	0.00	0.00	71,618.25
0000322151	ROOF INSPECTOR	53,169.22	53,169.22	0.00	48,057.00	0.00	2,658.70	50,715.70
0000306138	*REVENUE AGENT	41,308.80	41,308.80	0.00	31,219.82	4,602.61	0.00	35,822.43
0000318845	*BUS OPERATOR	40,643.20	40,643.20	0.00	43,297.91	4,621.73	0.00	47,919.64
0000322956	CONTRACT EMP ADMIN SUPPORT	0.00	0.00	0.00	22,599.00	0.00	0.00	22,599.00
0000321511	BREEZE MEDIA DISTRIBUTION AGT	36,337.60	36,337.60	0.00	33,962.14	0.00	698.83	34,660.97
0000320673	RAIL SERVICES CONTROLLER	57,720.00	57,720.00	0.00	56,610.00	2,192.37	1,110.00	59,912.37
0000321309	*INSPECTOR	41,662.40	43,118.40	1,456.00	46,411.60	25,111.39	225.00	71,747.99
0000320418	*TRACK WALKER	43,118.40	43,118.40	0.00	46,555.85	2,161.12	1,368.18	50,085.15
0000303359	*BUS OPERATOR	40,643.20	40,643.20	0.00	24,488.04	5,946.15	0.00	30,434.19
0000304235	*BUS OPERATOR	40,643.20	40,643.20	0.00	44,350.07	31,088.08	3,908.00	79,346.15
0000303212	SUPV FARE COLLECTION OPERATION	49,393.50	49,393.50	0.00	39,815.50	1,488.18	1,709.78	43,013.46
0000322203	*INSPECTOR	41,662.40	43,118.40	1,456.00	46,043.85	18,721.50	801.20	65,566.55
0000322140	*BUS OPERATOR	34,548.80	37,606.40	3,057.60	38,612.93	2,403.23	0.00	41,016.16
0000304702	IT PROJECT MANAGER	87,316.58	87,316.58	0.00	83,958.60	0.00	6,716.66	90,675.26
0000306142	*SERVICEPERSON VII GROUNDSKEEPR	32,281.60	32,281.60	0.00	33,120.18	791.52	0.00	33,911.70
0000318414	TRANSIT POLICE OFFICER SR	48,713.60	50,668.80	1,955.20	52,099.68	24,468.67	0.00	76,568.35
0000303210	SR MAINTENANCE PLANNER BUS	61,048.00	61,048.00	0.00	58,582.60	146.75	0.00	58,729.35
0000319775	*CUSTOMER INFO OPERATOR PT	0.00	0.00	0.00	23,598.06	115.15	0.00	23,713.21
0000321841	AUDITOR III	62,000.12	62,000.12	0.00	60,466.28	0.00	2,384.62	62,850.90
0000303065	*SERVICEPERSON V	43,118.40	43,118.40	0.00	41,491.60	4,135.72	0.00	45,627.32
0000302320	*INSPECTOR	43,804.80	43,118.40	-686.40	45,633.39	2,192.45	0.00	47,825.84
0000320762	*JOURNEYMAN ET-HVAC	43,804.80	43,804.80	0.00	45,882.34	758.19	0.00	46,640.53

## MARTOC REPORT

EE NUMBER	TITLE	FY 10	FY 11	DIFFERENCE	REGULAR	OVERTIME	OTHER	TOTAL
		BASE SALARY	BASE SALARY	+/-	EARNINGS	EARNINGS	EARNINGS	EARNINGS
0000303458	*AA INSPECTOR	43,804.80	43,804.80	0.00	46,284.02	2,866.89	0.00	49,150.91
0000304980	*BUS OPERATOR (DATE LAST EMPLOYED 03-DEC-10)	40,643.20	40,643.20	0.00	22,281.63	8,774.60	1,563.20	32,619.43
0000323525	*BUS OPERATOR	31,491.20	34,548.80	3,057.60	22,476.66	696.42	0.00	23,173.08
0000319782	*BUS OPERATOR	31,491.20	34,548.80	3,057.60	33,437.53	4,329.44	0.00	37,766.97
0000320794	CONTRACT SPECIALIST III	67,998.06	67,998.06	0.00	65,383.27	0.00	3,155.78	68,539.05
0000316168	*BUS OPERATOR	40,643.20	40,643.20	0.00	37,868.66	1,123.25	0.00	38,991.91
0000320166	*JOURNEYMAN SUPPORT EQUIPMENT	43,804.80	43,804.80	0.00	46,097.94	5,338.73	225.00	51,661.67
0000318833	*BUS OPERATOR	40,643.20	40,643.20	0.00	43,536.03	8,988.10	0.00	52,524.13
0000303301	*BUS OPERATOR	40,643.20	40,643.20	0.00	45,350.86	23,544.40	0.00	68,895.26
0000306468	*JOURNEYMAN ET-TRAIN CONTROL	43,804.80	43,804.80	0.00	46,358.56	6,207.46	905.58	53,471.60
0000304178	*BUS OPERATOR	40,643.20	40,643.20	0.00	42,470.16	1,236.07	0.00	43,706.23
0000304672	*BUS OPERATOR	40,643.20	40,643.20	0.00	43,237.07	16,416.99	2,048.58	61,702.64
0000303241	*JOURNEYMAN SUPPORT EQUIPMENT	43,804.80	43,804.80	0.00	46,187.43	3,601.26	225.00	50,013.69
0000303372	*STATION AGENT	37,169.60	37,169.60	0.00	40,064.96	7,170.41	0.00	47,235.37
0000305328	*BUS OPERATOR (DATE LAST EMPLOYED 01-JUL-11)	40,643.20	40,643.20	0.00	43,122.96	4,337.06	0.00	47,460.02
0000323948	*BUS OPERATOR	31,491.20	34,548.80	3,057.60	21,097.95	1,425.99	0.00	22,523.94
0000306057	*JOURNEYMAN ET-TRAIN CONTROL	43,804.80	43,804.80	0.00	46,019.05	181.65	225.00	46,425.70
0000305166	*BUS OPERATOR	40,643.20	40,643.20	0.00	42,151.68	906.00	0.00	43,057.68
0000322254	*JOURNEYMAN AUTOMOTIVE TECH	43,804.80	43,804.80	0.00	48,742.05	9,350.79	0.00	58,092.84
0000303394	MGR REAL ESTATE	89,703.12	89,703.12	0.00	86,253.43	0.00	3,450.12	89,703.55
0000323963	TRANSIT POLICE OFFICER	41,641.60	43,305.60	1,664.00	35,898.42	5,403.84	2,787.07	44,089.33
0000302633	*JOURNEYMAN ET-RAIL CAR MAINT	43,804.80	43,804.80	0.00	45,855.74	63.18	0.00	45,918.92
0000306497	MOBILITY ELIGIBILITY SPECIALIST	52,568.88	52,568.88	0.00	50,547.07	0.00	5,054.70	55,601.77
0000316262	*BUS OPERATOR (DATE LAST EMPLOYED 16-JUN-11)	40,643.20	40,643.20	0.00	33,073.26	2,295.92	0.00	35,369.18
0000304200	*BUS OPERATOR	40,643.20	40,643.20	0.00	43,255.28	4,749.78	0.00	48,005.06
0000315209	TRANSIT POLICE SERGEANT	58,614.40	60,964.80	2,350.40	62,060.39	6,946.44	5,099.94	74,106.77
0000323516	*BUS OPERATOR	31,491.20	34,548.80	3,057.60	32,430.78	5,377.77	0.00	37,808.55
0000306027	*BUS OPERATOR	40,643.20	40,643.20	0.00	42,877.75	6,118.05	4,885.00	53,880.80
0000303182	*BUS OPERATOR	40,643.20	40,643.20	0.00	43,183.53	3,255.57	0.00	46,439.10
0000305704	SUPT BUS TRANSPORTATION	64,793.04	64,793.04	0.00	62,301.08	0.00	3,904.31	66,205.39
0000305689	*RAIL OPERATOR	40,643.20	40,643.20	0.00	25,884.18	8,196.07	0.00	34,080.25
0000311276	CONTRACT PROFESSIONAL	0.00	0.00	0.00	35,280.00	0.00	0.00	35,280.00
0000320041	*JOURNEYMAN RAIL CAR MECHANIC	43,804.80	43,804.80	0.00	46,819.23	16,884.88	225.00	63,929.11
0000324793	*PT BUS OPERATOR	0.00	0.00	0.00	22,614.58	2,812.73	159.51	25,586.82

## MARTOC REPORT

EE NUMBER	TITLE	FY 10 BASE SALARY	FY 11 BASE SALARY	DIFFERENCE +/-	REGULAR EARNINGS	OVERTIME EARNINGS	OTHER EARNINGS	TOTAL EARNINGS
0000312197	*PT BUS OPERATOR	0.00	0.00	0.00	20,437.08	0.00	0.00	20,437.08
0000304017	*BUS OPERATOR	40,643.20	40,643.20	0.00	44,632.84	26,731.75	781.60	72,146.19
0000306225	*BUS OPERATOR (DATE LAST EMPLOYED 01-JAN-11)	40,643.20	40,643.20	0.00	21,426.34	0.00	6,930.26	28,356.60
0000305471	*BUS OPERATOR	40,643.20	40,643.20	0.00	38,786.72	5,770.12	0.00	44,556.84
0000319389	*BUS OPERATOR (DATE LAST EMPLOYED 20-MAY-11)	40,643.20	40,643.20	0.00	33,189.13	852.08	0.00	34,041.21
0000316129	*TRACK WALKER	43,118.40	43,118.40	0.00	45,174.08	1,166.08	0.00	46,340.16
0000323031	*RAIL OPERATOR	34,548.80	37,606.40	3,057.60	37,718.58	6,835.49	0.00	44,554.07
0000314857	*BUS OPERATOR	40,643.20	40,643.20	0.00	33,474.98	286.09	0.00	33,761.07
0000305743	*BUS OPERATOR	40,643.20	40,643.20	0.00	35,892.56	3,172.25	0.00	39,064.81
0000322810	*BUS OPERATOR	34,548.80	37,606.40	3,057.60	36,667.40	4,863.93	0.00	41,531.33
0000304647	*BUS OPERATOR	40,643.20	40,643.20	0.00	23,225.62	61.56	0.00	23,287.18
0000304844	*BUS OPERATOR	40,643.20	40,643.20	0.00	44,816.74	26,855.80	1,563.20	73,235.74
0000304095	*BUS OPERATOR	40,643.20	40,643.20	0.00	42,040.15	2,499.66	0.00	44,539.81
0000305806	*JOURNEYMAN ELEC POWER ELECT	43,804.80	43,804.80	0.00	46,831.23	7,454.12	225.00	54,510.35
0000317147	SR DIR EXTERNAL AFFAIRS	101,000.12	101,000.12	0.00	97,115.75	0.00	3,884.62	101,000.37
0000321976	*BUS OPERATOR	34,548.80	37,606.40	3,057.60	39,358.35	8,600.16	0.00	47,958.51
0000322737	*INSPECTOR	41,267.20	41,392.00	124.80	44,213.28	12,385.18	2,215.00	58,813.46
0000323511	*BUS OPERATOR	31,491.20	34,548.80	3,057.60	27,231.26	3,502.13	171.75	30,905.14
0000303613	*JOURNEYMAN OVERHAULER	43,804.80	43,804.80	0.00	46,563.90	18,346.01	4,212.00	69,121.91
0000305248	*BUS OPERATOR	40,643.20	40,643.20	0.00	42,006.99	5,770.43	164.14	47,941.56
0000302616	SUPV BUS TRANSPORTATION (DATE LAST EMPLOYED 01-AUG-11)	52,540.80	52,540.80	0.00	19,563.42	429.42	6,567.60	26,560.44
0000322138	*INSPECTOR	41,392.00	41,662.40	270.40	43,766.83	1,209.27	0.00	44,976.10
0000306407	*JOURNEYMAN SUPPORT EQUIPMENT	43,804.80	43,804.80	0.00	47,548.11	20,879.91	225.00	68,653.02
0000302277	BENEFITS ANALYST	50,779.56	50,779.56	0.00	48,826.71	0.00	2,083.27	50,909.98
0000324397	*JOURNEYMAN ET-TRAIN CONTROL	41,080.00	42,390.40	1,310.40	43,860.10	2,493.41	225.00	46,578.51
0000305512	*INSPECTOR	43,804.80	43,118.40	-686.40	47,036.53	14,750.30	518.25	62,305.08
0000321027	*BUS OPERATOR	40,643.20	40,643.20	0.00	40,985.32	1,445.96	0.00	42,431.28
0000306655	*INSPECTOR	43,118.40	43,118.40	0.00	37,815.28	93.30	225.00	38,133.58
0000304923	*MOBILITY OPERATOR	30,409.60	30,409.60	0.00	22,017.56	5,992.45	0.00	28,010.01
0000306115	*BUS OPERATOR	40,643.20	40,643.20	0.00	45,999.26	11,392.60	0.00	57,391.86
0000310944	*BUS OPERATOR	34,548.80	37,606.40	3,057.60	32,741.64	3,350.29	0.00	36,091.93
0000306337	SUPV RAIL YARD TOWER	54,204.80	54,204.80	0.00	54,204.80	21,551.62	7,296.80	83,053.22
0000320594	OFFICE ADMINISTRATOR II	51,021.88	51,021.88	0.00	49,046.83	0.00	2,943.58	51,990.41
0000317957	*MATERIAL CONTROLLER	40,643.20	41,496.00	852.80	42,817.38	1,377.79	0.00	44,195.17

## MARTOC REPORT

EE NUMBER	TITLE	FY 10	FY 11	DIFFERENCE	REGULAR	OVERTIME	OTHER	TOTAL
		BASE SALARY	BASE SALARY	+/-	EARNINGS	EARNINGS	EARNINGS	EARNINGS
0000304027	MGR ENGINEERING SVCS	90,121.20	90,121.20	0.00	86,655.74	0.00	5,199.30	91,855.04
0000302560	TRANSIT POLICE LIEUTENANT	63,398.40	68,972.80	5,574.40	66,292.88	25,235.56	7,856.00	99,384.44
0000312041	*RAIL OPERATOR	40,643.20	40,643.20	0.00	42,239.84	6,152.94	0.00	48,392.78
0000302595	*JOURNEYMAN AUTOMOTIVE TECH	43,804.80	43,804.80	0.00	44,600.07	1,050.38	421.20	46,071.65
0000321779	*BUS OPERATOR	34,548.80	37,606.40	3,057.60	39,126.28	5,017.30	0.00	44,143.58
0000303728	*SERVICEPERSON I	31,824.00	31,824.00	0.00	33,503.40	6,937.90	0.00	40,441.30
0000326281	CONTRACT PROFESSIONAL	66,300.00	66,300.00	0.00	20,145.00	0.00	0.00	20,145.00
0000304892	*MOBILITY OPERATOR	30,409.60	30,409.60	0.00	26,373.61	356.41	0.00	26,730.02
0000304784	*BUS OPERATOR	40,643.20	40,643.20	0.00	44,933.26	7,203.65	1,524.12	53,661.03
0000318676	CJIT-POLICE DISPATCHER	34,112.00	34,112.00	0.00	36,177.91	11,065.09	705.20	47,948.20
0000306912	CONTRACT PROFESSIONAL	0.00	0.00	0.00	76,671.00	2,373.00	0.00	79,044.00
0000302174	GEN FOREMAN FAREGATES COMM	63,642.02	63,642.02	0.00	61,194.68	0.00	4,797.65	65,992.33
0000320848	*TRACK MAINTAINER	41,662.40	43,118.40	1,456.00	43,839.94	1,531.44	0.00	45,371.38
0000324053	TRANSIT POLICE OFFICER SR	46,841.60	48,713.60	1,872.00	49,020.88	29,055.38	1,405.20	79,481.46
0000320044	*JOURNEYMAN ET-TELEPHONE MAINT	43,804.80	43,804.80	0.00	45,050.19	655.50	225.00	45,930.69
0000303378	CONTRACT SERVICES COORDINATOR	51,376.00	51,376.00	0.00	49,400.00	444.60	4,940.00	54,784.60
0000316987	MGR COMPENSATION & BENEFITS	95,189.64	95,189.64	0.00	91,528.63	0.00	3,661.14	95,189.77
0000306179	TRANSIT POLICE OFFICER SR	54,787.20	54,787.20	0.00	55,630.08	19,340.20	3,160.80	78,131.08
0000302770	DIVISION DISPATCHER	56,139.20	56,139.20	0.00	56,139.20	4,515.43	3,670.64	64,325.27
0000302910	*JOURNEYMAN BODY REPAIR	43,804.80	43,804.80	0.00	48,498.78	24,908.87	2,752.20	76,159.85
0000306242	MAINTENANCE PLANNER-RAIL	53,830.40	53,830.40	0.00	53,830.40	18,284.22	0.00	72,114.62
0000325797	ACCOUNTANT III	55,762.72	55,762.72	0.00	42,894.74	0.00	571.93	43,466.67
0000323582	*MOBILITY OPERATOR	23,358.40	24,564.80	1,206.40	26,079.62	6,867.66	494.12	33,441.40
0000322488	*INSPECTOR	43,118.40	43,118.40	0.00	47,100.00	9,212.03	0.00	56,312.03
0000302883	*STATION AGENT	37,169.60	37,169.60	0.00	17,198.03	2,244.96	5,842.07	25,285.06
0000324752	ORACLE HR PAYROLL TECH WRITER	63,676.86	63,676.86	0.00	61,228.10	0.00	2,449.12	63,677.22
0000322371	*BUS OPERATOR	34,548.80	37,606.40	3,057.60	38,754.10	6,706.62	0.00	45,460.72
0000321311	*RAIL STATION CLEANER	37,169.60	28,412.80	-8,756.80	32,236.96	10,345.20	0.00	42,582.16
0000302541	*BUS OPERATOR	40,643.20	40,643.20	0.00	39,109.61	1,211.44	0.00	40,321.05
0000320746	*BUS OPERATOR	40,643.20	40,643.20	0.00	38,015.81	2,256.10	0.00	40,271.91
0000306324	*BUS OPERATOR	40,643.20	40,643.20	0.00	29,437.54	5,359.11	0.00	34,796.65
0000323363	(DATE LAST EMPLOYED 12-MAR-11) *BUS OPERATOR	31,491.20	34,548.80	3,057.60	37,137.89	11,297.81	1,993.20	50,428.90
0000325360	*JOURNEYMAN ET-TRAIN CONTROL	39,603.20	41,080.00	1,476.80	40,922.77	8,332.38	225.00	49,480.15
0000325328	*JOURNEYMAN ET-RADIO MAINT	39,603.20	41,392.00	1,788.80	42,039.82	5,410.00	225.00	47,674.82
0000305560	CONTRACT SPECIALIST III	73,256.30	73,256.30	0.00	70,438.95	0.00	7,043.88	77,482.83



## MARTOC REPORT

EE NUMBER	TITLE	FY 10	FY 11	DIFFERENCE	REGULAR	OVERTIME	OTHER	TOTAL
		BASE SALARY	BASE SALARY	+/-	EARNINGS	EARNINGS	EARNINGS	EARNINGS
0000302626	*TRACK WALKER	43,118.40	43,118.40	0.00	46,026.85	1,741.35	0.00	47,768.20
0000303369	*JOURNEYMAN ET-RAIL CAR MAINT	43,804.80	43,804.80	0.00	45,919.25	11,686.79	0.00	57,606.04
0000321581	INFORMATION SYS ANALYST III	73,063.64	73,063.64	0.00	70,253.44	0.00	5,620.28	75,873.72
0000316645	*STATION AGENT	37,169.60	37,169.60	0.00	40,197.49	6,058.01	0.00	46,255.50
0000321552	*MOBILITY OPERATOR	24,564.80	26,083.20	1,518.40	25,459.37	2,297.07	0.00	27,756.44
0000319970	*BUS OPERATOR	40,643.20	40,643.20	0.00	43,901.79	18,425.95	0.00	62,327.74
0000321053	*BUS OPERATOR	40,643.20	40,643.20	0.00	30,726.95	3,453.97	0.00	34,180.92
0000322563	*JOURNEYMAN AUTOMOTIVE TECH	43,804.80	43,804.80	0.00	46,495.46	11,333.04	2,106.00	59,934.50
0000306569	*CUSTOMER INFORMATION OPERATOR	31,699.20	31,699.20	0.00	33,164.09	5,086.37	0.00	38,250.46
0000322045	*MOBILITY OPERATOR	24,564.80	26,083.20	1,518.40	19,799.51	3,066.83	0.00	22,866.34
0000303668	FOREMAN POWER	57,740.80	57,740.80	0.00	57,740.80	8,730.52	0.00	66,471.32
0000303771	SUPV ACCOUNTING	69,751.50	69,751.50	0.00	67,069.06	0.00	24,144.76	91,213.82
0000322382	*BUS OPERATOR	34,548.80	37,606.40	3,057.60	27,262.99	2,080.02	258.29	29,601.30
0000303375	FOREMAN POWER	43,804.80	52,520.00	8,715.20	46,785.25	9,615.58	225.00	56,625.83
0000323115	TRANSIT POLICE OFFICER SR	45,032.00	46,841.60	1,809.60	45,814.56	12,618.48	2,165.00	60,598.04
0000302022	BUS STOP PLANNER	48,367.28	54,000.18	5,632.90	47,707.83	0.00	3,614.65	51,322.48
0000302328	*RAIL OPERATOR	40,643.20	40,643.20	0.00	43,636.50	14,959.07	0.00	58,595.57
0000304865	FOREMAN FARE GATE MAINTENANCE	60,736.00	60,736.00	0.00	60,736.00	58.40	7,008.00	67,802.40
0000302679	*JOURNEYMAN AUTOMOTIVE TECH	43,804.80	43,804.80	0.00	45,516.18	15,064.44	225.00	60,805.62
0000303923	*BUS OPERATOR	40,643.20	40,643.20	0.00	43,311.84	5,394.96	488.50	49,195.30
0000302890	*JOURNEYMAN OVERHAULER	43,118.40	43,804.80	686.40	46,714.22	2,503.76	0.00	49,217.98
0000304681	FOREMAN MAINT LANDSCAPE	56,908.80	56,908.80	0.00	56,908.80	1,696.32	0.00	58,605.12
0000317442	*SERVICEPERSON I	31,824.00	31,824.00	0.00	30,511.94	2,547.49	244.80	33,304.23
0000303931	*RAIL OPERATOR	40,643.20	40,643.20	0.00	43,596.06	2,613.66	0.00	46,209.72
0000321402	TRANSIT POLICE OFFICER SR	46,841.60	48,713.60	1,872.00	49,289.15	27,883.98	1,891.68	79,064.81
0000303985	*BUS OPERATOR	40,643.20	40,643.20	0.00	43,141.28	4,912.51	1,954.00	50,007.79
0000316512	COMMUNICATIONS SPECIALIST	35,380.80	35,380.80	0.00	35,516.90	2,704.69	408.24	38,629.83
0000305122	FIELD INSPECTOR	58,310.46	58,310.46	0.00	56,068.22	13,082.76	7,924.04	77,075.02
0000316639	*STATION AGENT	37,169.60	37,169.60	0.00	34,951.72	6,935.90	0.00	41,887.62
0000304880	*BUS OPERATOR	40,643.20	40,643.20	0.00	41,481.15	632.60	0.00	42,113.75
0000305559	*RAIL OPERATOR	40,643.20	40,643.20	0.00	41,436.94	2,627.74	0.00	44,064.68
0000320743	*BUS OPERATOR	40,643.20	40,643.20	0.00	39,762.73	6,737.30	0.00	46,500.03
0000302442	INFORMATION SYS ANALYST III	77,485.46	77,485.46	0.00	74,505.52	0.00	9,934.04	84,439.56
0000304081	TRANSIT POLICE OFFICER SR	54,787.20	54,787.20	0.00	55,445.70	32,013.11	5,794.80	93,253.61

## MARTOC REPORT

EE NUMBER	TITLE	FY 10	FY 11	DIFFERENCE	REGULAR	OVERTIME	OTHER	TOTAL
		BASE SALARY	BASE SALARY	+/-	EARNINGS	EARNINGS	EARNINGS	EARNINGS
0000320502	CJIT-CALL TAKER	30,888.00	30,888.00	0.00	31,868.28	8,485.91	668.25	41,022.44
0000306113	SUPV BUS TRANSPORTATION	52,790.40	52,790.40	0.00	52,790.40	4,504.95	3,045.60	60,340.95
0000306350	*BUS OPERATOR	40,643.20	40,643.20	0.00	43,902.42	4,901.33	0.00	48,803.75
0000303331	*TRACK MAINTAINER	43,118.40	43,118.40	0.00	45,174.52	1,150.53	4,146.00	50,471.05
0000304341	SUPV BUS TRANSPORTATION	52,312.00	52,312.00	0.00	52,312.00	8,048.00	3,219.20	63,579.20
0000304294	SAFETY DATA ANALYST	40,014.00	50,652.16	10,638.16	41,185.36	754.11	153.90	42,093.37
0000319033	*BUS OPERATOR	40,643.20	40,643.20	0.00	40,667.43	2,329.37	0.00	42,996.80
0000320606	*INSPECTOR	41,662.40	43,118.40	1,456.00	40,129.47	1,225.87	0.00	41,355.34
0000302875	TRANSIT POLICE OFFICER	37,024.00	38,500.80	1,476.80	38,128.45	8,344.46	4,328.80	50,801.71
0000322255	*MOBILITY OPERATOR	24,564.80	26,083.20	1,518.40	26,918.89	18,922.66	0.00	45,841.55
0000319759	*MATERIAL CONTROLLER	40,643.20	41,496.00	852.80	38,003.74	708.98	0.00	38,712.72
0000314949	*JOURNEYMAN SUPPORT EQUIPMENT	43,804.80	43,804.80	0.00	46,937.71	3,493.88	1,747.98	52,179.57
0000305263	FOREMAN BUILDINGS SUPP EQUIP	53,248.00	53,248.00	0.00	52,975.88	7,014.40	7,116.80	67,107.08
0000302166	SUPV RAIL SCHEDULING (DATE LAST EMPLOYED 01-OCT-10)	80,166.06	80,166.06	0.00	17,583.20	0.00	4,506.16	22,089.36
0000315143	TRANSIT POLICE SERGEANT	60,964.80	63,398.40	2,433.60	61,650.29	16,063.41	1,219.20	78,932.90
0000302268	*JOURNEYMAN ET-COMPUTER MAINT	43,804.80	43,804.80	0.00	46,694.24	10,953.94	225.00	57,873.18
0000302906	*BUS OPERATOR	40,643.20	40,643.20	0.00	45,770.23	13,283.72	0.00	59,053.95
0000302081	*JOURNEYMAN ET-RAIL CAR MAINT	43,804.80	43,804.80	0.00	46,273.91	900.32	1,684.80	48,859.03
0000306173	MEDIA SALES REP	25,701.00	25,701.00	0.00	24,591.55	583.22	0.00	25,174.77
0000302303	*BUS OPERATOR	40,643.20	40,643.20	0.00	44,264.49	12,078.17	420.90	56,763.56
0000317508	*SERVICEPERSON I	31,824.00	31,824.00	0.00	24,239.19	2,317.96	0.00	26,557.15
0000322936	*RAIL OPERATOR	34,548.80	37,606.40	3,057.60	38,351.71	13,461.82	0.00	51,813.53
0000314998	MECHANICAL ENGINEER VI	73,218.86	73,218.86	0.00	70,403.11	0.00	7,040.28	77,443.39
0000316541	*BUS OPERATOR	34,548.80	37,606.40	3,057.60	28,682.97	4,095.14	0.00	32,778.11
0000316470	*BUS OPERATOR	40,643.20	40,643.20	0.00	35,782.04	5,366.45	0.00	41,148.49
0000321148	*BUS OPERATOR	37,606.40	40,643.20	3,036.80	37,192.35	4,687.11	0.00	41,879.46
0000322251	*JOURNEYMAN ET-RAIL CAR MAINT	43,804.80	43,804.80	0.00	46,411.22	7,660.61	1,684.80	55,756.63
0000317060	TRANSIT POLICE OFFICER SR	46,841.60	48,713.60	1,872.00	48,942.98	36,290.35	4,986.72	90,220.05
0000325087	*JOURNEYMAN ELEC POWER ELECT	39,603.20	41,392.00	1,788.80	42,268.78	1,780.50	0.00	44,049.28
0000321101	*RAIL OPERATOR	37,606.40	40,643.20	3,036.80	41,055.29	22,346.77	1,681.44	65,083.50
0000303566	*SERVICEPERSON IV	32,281.60	34,008.00	1,726.40	33,967.96	1,588.02	0.00	35,555.98
0000304417	*JOURNEYMAN SUPPORT EQUIPMENT	43,804.80	43,804.80	0.00	46,137.43	6,460.17	3,369.60	55,967.20
0000305862	SUPV RAIL YARD TOWER	49,129.60	52,099.22	2,969.62	48,763.68	7,998.00	4,724.00	61,485.68
0000303675	DIVISION DISPATCHER	36,628.80	48,048.00	11,419.20	47,120.05	673.51	3,141.60	50,935.16
0000306606	*JOURNEYMAN RAIL CAR MECHANIC	43,804.80	43,804.80	0.00	42,687.73	5,327.11	225.00	48,239.84

## MARTOC REPORT

EE NUMBER	TITLE	FY 10	FY 11	DIFFERENCE	REGULAR	OVERTIME	OTHER	TOTAL
		BASE SALARY	BASE SALARY	+/-	EARNINGS	EARNINGS	EARNINGS	EARNINGS
0000313824	*BUS OPERATOR	40,643.20	40,643.20	0.00	45,210.30	20,640.26	1,465.50	67,316.06
0000306307	*MOBILITY OPERATOR	30,409.60	30,409.60	0.00	21,249.27	5,411.28	0.00	26,660.55
0000305694	*STATION AGENT	37,169.60	37,169.60	0.00	41,429.82	16,686.29	1,787.00	59,903.11
0000304619	*SERVICEPERSON I	31,824.00	31,824.00	0.00	33,260.89	1,009.81	0.00	34,270.70
0000305416	TRANSIT POLICE OFFICER SR	54,787.20	54,787.20	0.00	55,116.45	5,649.94	0.00	60,766.39
0000317913	TRANSIT POLICE OFFICER SR	50,668.80	52,686.40	2,017.60	48,311.26	21,953.59	1,948.80	72,213.65
0000306843	ARCHITECT VI	84,911.58	84,911.58	0.00	81,646.54	0.00	0.00	81,646.54
0000305432	INSTRUCTOR BUS OPERATIONS	57,761.60	57,761.60	0.00	56,262.02	7,914.46	5,331.84	69,508.32
0000306236	*STATION AGENT	37,169.60	37,169.60	0.00	39,624.89	8,222.53	0.00	47,847.42
0000316355	*SR TRAFFIC CHECKER	32,427.20	32,427.20	0.00	33,942.16	7,740.61	374.16	42,056.93
0000305147	*BUS OPERATOR	40,643.20	40,643.20	0.00	42,625.95	893.09	0.00	43,519.04
0000305663	*RAIL OPERATOR	40,643.20	40,643.20	0.00	41,970.67	1,068.13	0.00	43,038.80
0000304606	*BUS OPERATOR	40,643.20	40,643.20	0.00	34,146.39	6,614.47	0.00	40,760.86
0000302137	*RAIL OPERATOR	40,643.20	40,643.20	0.00	35,851.14	5,981.08	0.00	41,832.22
0000323501	DIR ARCHITECTURE & DESIGN STANDARDS	101,893.22	101,893.22	0.00	96,407.80	0.00	0.00	96,407.80
0000303847	*INSPECTOR	43,118.40	43,118.40	0.00	44,240.49	295.43	0.00	44,535.92
0000321537	*BUS OPERATOR	34,548.80	37,606.40	3,057.60	26,800.74	2,140.37	0.00	28,941.11
0000302696	TRANSIT SYSTEM PLNG ANALYST	54,902.64	54,902.64	0.00	52,791.19	0.00	4,223.28	57,014.47
0000322742	CJIT-POLICE DISPATCHER (DATE LAST EMPLOYED 08-JUL-11)	29,827.20	33,696.00	3,868.80	34,258.00	4,406.91	0.00	38,664.91
0000317197	TRANSIT POLICE OFFICER SR	50,668.80	52,686.40	2,017.60	51,687.02	14,784.66	4,384.80	70,856.48
0000319768	CUSTOMER CARE REP	36,523.50	36,523.50	0.00	36,515.90	0.00	0.00	36,515.90
0000302507	*JOURNEYMAN ET-TRAIN CONTROL	43,804.80	43,804.80	0.00	47,392.05	7,352.59	0.00	54,744.64
0000325079	*JOURNEYMAN ELEC POWER ELECT	39,603.20	41,392.00	1,788.80	40,767.13	2,135.95	0.00	42,903.08
0000323119	*MOBILITY OPERATOR	23,358.40	24,564.80	1,206.40	24,993.87	3,232.24	0.00	28,226.11
0000305772	INSTRUCTOR CENTRAL MAINTENANCE	60,008.00	60,008.00	0.00	57,007.60	0.00	3,000.40	60,008.00
0000320968	*SERVICEPERSON I	31,824.00	31,824.00	0.00	34,044.36	3,115.51	0.00	37,159.87
0000324185	*SERVICEPERSON I (A)	30,846.40	32,281.60	1,435.20	33,054.43	977.76	310.40	34,342.59
0000316721	*BUS OPERATOR	40,643.20	40,643.20	0.00	43,361.14	2,838.53	977.00	47,176.67
0000315192	*BUS OPERATOR	40,643.20	40,643.20	0.00	33,411.20	1,190.06	0.00	34,601.26
0000322389	GENERAL MANAGER CEO	315,000.14	315,000.14	0.00	318,827.28	0.00	21,807.71	340,634.99
0000304914	FOREMAN FARE GATE MAINTENANCE	57,200.00	57,200.00	0.00	56,980.00	0.00	4,620.00	61,600.00
0000304565	INSTRUCTOR ELECTRICAL POWER (DATE LAST EMPLOYED 01-FEB-11)	64,729.60	64,729.60	0.00	37,344.00	0.00	21,535.04	58,879.04
0000323034	*BUS OPERATOR	34,548.80	37,606.40	3,057.60	38,922.82	11,291.57	0.00	50,214.39
0000304671	*BUS OPERATOR	40,643.20	40,643.20	0.00	40,493.63	48.95	0.00	40,542.58

## MARTOC REPORT

EE NUMBER	TITLE	FY 10	FY 11	DIFFERENCE	REGULAR	OVERTIME	OTHER	TOTAL
		BASE SALARY	BASE SALARY	+/-	EARNINGS	EARNINGS	EARNINGS	EARNINGS
0000306368	OFFICE ADMINISTRATOR I	44,048.16	44,048.16	0.00	40,829.50	0.00	0.00	40,829.50
0000319624	*JOURNEYMAN RAIL CAR MECHANIC	43,804.80	43,804.80	0.00	46,684.99	17,348.34	225.00	64,258.33
0000303960	*BUS OPERATOR	40,643.20	40,643.20	0.00	35,458.50	11,089.56	801.14	47,349.20
0000303120	*BUS OPERATOR	40,643.20	40,643.20	0.00	43,680.59	8,959.61	164.53	52,804.73
0000305919	*JOURNEYMAN ET-RADIO MAINT	43,804.80	43,804.80	0.00	47,094.65	3,632.90	1,067.40	51,794.95
0000304139	*STATION AGENT	37,169.60	37,169.60	0.00	39,745.54	7,867.39	3,716.96	51,329.89
0000302478	*MATERIAL CONTROLLER	42,369.60	42,369.60	0.00	44,907.91	2,314.60	162.96	47,385.47
0000320487	*BUS OPERATOR	34,548.80	37,606.40	3,057.60	36,481.78	837.01	0.00	37,318.79
0000316272	*RAIL OPERATOR	40,643.20	40,643.20	0.00	44,331.69	9,830.40	0.00	54,162.09
0000304036	*JOURNEYMAN ET-RADIO MAINT	43,804.80	43,804.80	0.00	36,706.08	1,034.60	1,357.32	39,098.00
0000302225	*RAIL OPERATOR	40,643.20	40,643.20	0.00	43,307.54	2,978.84	0.00	46,286.38
0000326045	ADA COORD	50,000.08	50,000.08	0.00	22,692.57	0.00	0.00	22,692.57
0000306328	TRANSIT POLICE OFFICER SR	54,787.20	54,787.20	0.00	53,272.65	1,610.07	1,264.32	56,147.04
0000306064	SUPV CAR REPAIR INSPECTION	53,248.00	53,248.00	0.00	53,248.00	12,262.40	4,096.00	69,606.40
0000305074	SUPV RAIL CAR APPEARANCE	51,521.60	51,521.60	0.00	51,521.60	7,061.95	5,944.80	64,528.35
0000319053	INFORMATION SYS ANALYST III	72,450.30	72,450.30	0.00	69,664.06	0.00	2,786.55	72,450.61
0000318276	*BUS OPERATOR	40,643.20	40,643.20	0.00	43,105.61	3,021.69	1,563.20	47,690.50
0000323177	ARCHITECT VI	81,660.80	81,660.80	0.00	78,520.64	0.00	7,789.19	86,309.83
0000304220	TRANSIT POLICE MAJOR	85,489.56	85,489.56	0.00	82,201.60	0.00	3,507.27	85,708.87
0000302124	SUPV RAIL LINE	48,048.00	48,048.00	0.00	31,647.00	3,811.50	3,465.00	38,923.50
0000320363	*RAIL STATION CLEANER	28,412.80	28,412.80	0.00	29,623.22	97.35	0.00	29,720.57
0000302641	SUPV BUS MAINTENANCE	52,104.00	52,104.00	0.00	52,104.00	11,047.05	3,757.50	66,908.55
0000315328	*BUS OPERATOR	40,643.20	40,643.20	0.00	43,195.30	2,050.29	0.00	45,245.59
0000302077	*MATERIAL CONTROLLER LEAD	42,369.60	43,659.20	1,289.60	45,196.53	286.36	0.00	45,482.89
0000305209	*MOBILITY OPERATOR	30,409.60	30,409.60	0.00	33,554.09	7,878.50	0.00	41,432.59
0000302095	DIR PROGRAM & CONTRACT MGMT (DATE LAST EMPLOYED 01-SEP-10)	106,456.74	106,456.74	0.00	21,291.43	0.00	7,975.60	29,267.03
0000323117	*MOBILITY OPERATOR	23,358.40	24,564.80	1,206.40	21,509.95	4,588.55	94.48	26,192.98
0000322858	*MOBILITY OPERATOR	24,564.80	26,083.20	1,518.40	26,658.66	2,416.65	472.40	29,547.71
0000321491	*HOSTLER JUNIOR APPRENTICE	32,281.60	34,008.00	1,726.40	35,946.38	13,046.31	0.00	48,992.69
0000303058	*JOURNEYMAN OVERHAULER	43,804.80	43,804.80	0.00	46,819.24	11,364.52	225.00	58,408.76
0000305504	TRANSIT POLICE OFFICER SR	48,713.60	50,668.80	1,955.20	45,759.53	3,780.35	4,092.08	53,631.96
0000315324	*BUS OPERATOR	40,643.20	40,643.20	0.00	43,315.69	3,733.04	2,344.80	49,393.53
0000320688	*BUS OPERATOR	40,643.20	40,643.20	0.00	19,085.39	2,368.31	0.00	21,453.70
0000317100	TRANSIT POLICE OFFICER SR	48,713.60	50,668.80	1,955.20	50,983.36	1,808.73	0.00	52,792.09
0000303112	SUPV RAIL LINE	48,048.00	48,048.00	0.00	17,325.00	1,235.85	3,552.70	22,113.55

## MARTOC REPORT

EE NUMBER	TITLE	FY 10 BASE SALARY	FY 11 BASE SALARY	DIFFERENCE +/-	REGULAR EARNINGS	OVERTIME EARNINGS	OTHER EARNINGS	TOTAL EARNINGS
	(DATE LAST EMPLOYED 22-DEC-10)							
0000306466	*BUS OPERATOR	40,643.20	40,643.20	0.00	41,470.00	22,651.55	781.60	64,903.15
0000304238	*BUS OPERATOR	40,643.20	40,643.20	0.00	43,665.41	10,602.71	722.98	54,991.10
0000302114	*RAIL OPERATOR	40,643.20	40,643.20	0.00	43,674.06	18,609.68	1,563.20	63,846.94
0000323958	*BUS OPERATOR	31,491.20	34,548.80	3,057.60	21,521.02	1,048.33	0.00	22,569.35
0000319962	ACCOUNTANT III	57,993.26	57,993.26	0.00	54,737.10	0.00	1,026.07	55,763.17
0000324541	MECHANICAL ENGINEER VI	81,660.80	81,660.80	0.00	78,520.80	0.00	0.00	78,520.80
0000322671	*INSPECTOR	41,392.00	43,118.40	1,726.40	30,196.22	599.88	225.00	31,021.10
0000322820	*RAIL STATION CLEANER	26,894.40	28,412.80	1,518.40	28,794.90	1,707.29	0.00	30,502.19
0000317150	*JOURNEYMAN RAIL CAR MECHANIC (DATE LAST EMPLOYED 20-OCT-10)	43,804.80	43,804.80	0.00	17,514.59	2,124.44	400.14	20,039.17
0000304804	*RAIL OPERATOR	40,643.20	40,643.20	0.00	42,406.86	20,168.10	159.65	62,734.61
0000322152	ARCHITECT VI (DATE LAST EMPLOYED 17-SEP-10)	81,660.80	81,660.80	0.00	20,415.29	0.00	6,467.54	26,882.83
0000302257	*JOURNEYMAN OVERHAULER	43,804.80	43,804.80	0.00	45,633.73	0.00	225.00	45,858.73
0000321431	SR INFORMATION SYSTEMS ANALYST	77,639.12	77,639.12	0.00	74,653.17	0.00	5,972.24	80,625.41
0000303079	FOREMAN BUILDINGS SUPP EQUIP	53,248.00	53,248.00	0.00	53,248.00	4,428.80	3,097.60	60,774.40
0000305232	*JOURNEYMAN AUTOMOTIVE TECH	39,603.20	43,804.80	4,201.60	43,441.75	5,231.87	761.60	49,435.22
0000322372	*BUS OPERATOR	34,548.80	37,606.40	3,057.60	38,883.43	9,003.32	1,162.70	49,049.45
0000321107	RAIL SERVICES CONTROLLER (DATE LAST EMPLOYED 07-DEC-10)	57,720.00	57,720.00	0.00	27,528.00	208.14	3,385.50	31,121.64
0000315213	TRANSIT POLICE OFFICER SPECIAL	54,787.20	56,971.20	2,184.00	57,220.35	24,986.74	3,771.60	85,978.69
0000306508	QA ENGINEER	69,441.06	69,441.06	0.00	66,770.66	0.00	4,006.22	70,776.88
0000302204	*BUS OPERATOR	40,643.20	40,643.20	0.00	44,164.93	24,979.60	1,524.12	70,668.65
0000317824	*JOURNEYMAN ET-LABORATORY	43,804.80	43,804.80	0.00	47,011.43	6,712.90	877.86	54,602.19
0000303901	SUPV BUS TRANSPORTATION	51,729.60	51,729.60	0.00	51,729.60	2,079.16	0.00	53,808.76
0000305264	DISPATCHER MOBILITY	38,126.40	38,126.40	0.00	37,484.85	1,585.56	0.00	39,070.41
0000306088	*BUS OPERATOR	40,643.20	40,643.20	0.00	42,275.18	9,453.76	190.13	51,919.07
0000322237	*JOURNEYMAN AUTOMOTIVE TECH	43,804.80	43,804.80	0.00	45,435.53	4,841.23	0.00	50,276.76
0000304963	*RAIL OPERATOR	40,643.20	40,643.20	0.00	44,128.80	12,755.27	0.00	56,884.07
0000321473	TRANSIT POLICE OFFICER SR	43,305.60	45,032.00	1,726.40	41,414.92	5,272.22	3,539.40	50,226.54
0000322342	*JOURNEYMAN AUTOMOTIVE TECH	43,804.80	43,804.80	0.00	42,634.17	3,324.90	0.00	45,959.07
0000306625	*RAIL OPERATOR	40,643.20	40,643.20	0.00	44,098.36	10,499.88	0.00	54,598.24
0000303698	MAINTENANCE PLANNER-RAIL	54,995.20	54,995.20	0.00	54,995.20	3,330.12	0.00	58,325.32
0000306314	*JOURNEYMAN ET-COMPUTER MAINT	43,804.80	43,804.80	0.00	38,806.00	1,563.72	455.72	40,825.44
0000323170	*BUS OPERATOR	31,491.20	34,548.80	3,057.60	36,104.46	4,308.76	0.00	40,413.22
0000315247	*MATERIAL CONTROLLER	41,496.00	42,369.60	873.60	44,363.08	187.36	1,755.60	46,306.04
0000304783	*MOBILITY OPERATOR	30,409.60	30,409.60	0.00	31,452.45	21,047.46	2,924.00	55,423.91

## MARTOC REPORT

EE NUMBER	TITLE	FY 10	FY 11	DIFFERENCE	REGULAR	OVERTIME	OTHER	TOTAL
		BASE SALARY	BASE SALARY	+/-	EARNINGS	EARNINGS	EARNINGS	EARNINGS
0000304013	*RAIL OPERATOR	40,643.20	40,643.20	0.00	39,388.45	9,355.00	0.00	48,743.45
0000302828	CLAIMS ADJUSTER I-WKRS COMP	36,285.34	36,285.34	0.00	34,889.99	0.00	2,543.80	37,433.79
0000304333	*BUS OPERATOR	40,643.20	40,643.20	0.00	40,490.40	7,687.27	0.00	48,177.67
0000322223	CJIT-POLICE DISPATCHER	33,696.00	33,696.00	0.00	34,769.60	8,640.38	388.80	43,798.78
0000302480	ELECTRICAL MAINTENANCE INSPECT	51,441.00	51,441.00	0.00	49,462.57	2,576.02	0.00	52,038.59
0000305233	SUPV COMMUNICATIONS	49,088.00	49,088.00	0.00	49,088.03	9,758.89	0.00	58,846.92
0000302727	*DYNAMOMETER OPERATOR	43,804.80	43,804.80	0.00	47,030.63	3,609.27	0.00	50,639.90
0000305750	*BUS OPERATOR	40,643.20	40,643.20	0.00	43,173.21	1,740.84	1,172.40	46,086.45
0000304613	*BUS OPERATOR	40,643.20	40,643.20	0.00	44,592.98	8,927.02	390.80	53,910.80
0000306406	*MATERIAL CONTROLLER LEAD	43,659.20	43,659.20	0.00	46,403.00	1,747.47	0.00	48,150.47
0000303645	*RAIL STATION CLEANER	28,412.80	28,412.80	0.00	30,036.30	7,632.54	409.80	38,078.64
0000304931	*RAIL OPERATOR	40,643.20	40,643.20	0.00	43,102.77	1,361.56	0.00	44,464.33
0000320939	*MOBILITY OPERATOR	26,083.20	27,414.40	1,331.20	29,120.30	15,805.29	1,054.40	45,979.99
0000302949	SUPV CAR REPAIR INSPECTION	53,830.40	53,830.40	0.00	53,778.64	9,290.92	2,070.40	65,139.96
0000322679	*BUS OPERATOR	34,548.80	37,606.40	3,057.60	38,155.06	6,465.46	0.00	44,620.52
0000306164	*JOURNEYMAN ET-RADIO MAINT	43,804.80	43,804.80	0.00	47,328.01	2,487.77	2,695.68	52,511.46
0000318124	*MOBILITY OPERATOR	28,766.40	30,409.60	1,643.20	30,744.69	993.24	0.00	31,737.93
0000316349	TRANSIT POLICE OFFICER SR	52,686.40	54,787.20	2,100.80	54,697.52	17,096.64	1,580.40	73,374.56
0000302399	TRANSIT POLICE OFFICER SPECIAL	52,686.40	54,787.20	2,100.80	54,160.35	30,594.22	4,863.36	89,617.93
0000303089	*BUS OPERATOR	40,643.20	40,643.20	0.00	43,765.93	7,861.96	204.78	51,832.67
0000320938	*MOBILITY OPERATOR	26,083.20	27,414.40	1,331.20	29,229.75	6,371.33	0.00	35,601.08
0000322748	SR INFORMATION TECH AUDITOR	71,547.32	71,547.32	0.00	68,795.77	0.00	5,503.64	74,299.41
0000307144	*RAIL OPERATOR	40,643.20	40,643.20	0.00	29,151.26	228.62	0.00	29,379.88
0000314825	*BUS OPERATOR	40,643.20	40,643.20	0.00	27,150.43	6.18	0.00	27,156.61
0000315081	*JOURNEYMAN RAIL CAR MECHANIC	43,804.80	43,804.80	0.00	48,269.79	7,257.87	435.60	55,963.26
0000302798	*BUS OPERATOR	40,643.20	40,643.20	0.00	42,627.71	7,884.15	0.00	50,511.86
0000304981	*BUS OPERATOR	40,643.20	40,643.20	0.00	43,181.37	12,539.55	1,016.08	56,737.00
0000302332	*BUS OPERATOR	40,643.20	40,643.20	0.00	43,941.29	9,464.89	0.00	53,406.18
0000303115	*REVENUE AGENT	41,308.80	41,308.80	0.00	44,109.62	3,157.82	0.00	47,267.44
0000315387	*MATERIAL CONTROLLER	41,496.00	42,369.60	873.60	45,058.55	3,535.45	1,629.60	50,223.60
0000304974	*BUS OPERATOR	40,643.20	40,643.20	0.00	43,343.27	11,984.69	0.00	55,327.96
0000309687	*BUS OPERATOR	40,643.20	40,643.20	0.00	43,104.22	965.30	0.00	44,069.52
0000303470	*BUS OPERATOR	40,643.20	40,643.20	0.00	43,534.31	8,553.98	0.00	52,088.29
0000303128	*AA INSPECTOR	43,804.80	43,804.80	0.00	47,454.18	14,278.78	2,120.40	63,853.36

## MARTOC REPORT

EE NUMBER	TITLE	FY 10	FY 11	DIFFERENCE	REGULAR	OVERTIME	OTHER	TOTAL
		BASE SALARY	BASE SALARY	+/-	EARNINGS	EARNINGS	EARNINGS	EARNINGS
0000303310	*RAIL OPERATOR	40,643.20	40,643.20	0.00	43,502.58	10,974.71	0.00	54,477.29
0000304445	*INSPECTOR	43,118.40	43,118.40	0.00	46,263.83	13,596.47	225.00	60,085.30
0000320946	*BUS OPERATOR	40,643.20	40,643.20	0.00	42,594.91	5,172.45	0.00	47,767.36
0000305580	*STATION AGENT	37,169.60	37,169.60	0.00	40,214.61	26,852.08	2,859.20	69,925.89
0000302122	*BUS OPERATOR	40,643.20	40,643.20	0.00	43,011.49	7,609.55	3,908.00	54,529.04
0000302703	SUPV BUS MAINTENANCE	56,908.80	56,908.80	0.00	56,908.80	8,180.64	3,283.20	68,372.64
0000304554	*BUS OPERATOR	40,643.20	40,643.20	0.00	43,264.68	2,215.59	0.00	45,480.27
0000303183	TRANSIT POLICE LIEUTENANT	80,308.80	80,308.80	0.00	78,166.00	21,890.05	1,853.28	101,909.33
0000305494	MGR ECONOMIC OPPORTUNITY	75,257.00	75,257.00	0.00	72,362.71	0.00	7,236.13	79,598.84
0000322130	*BUS OPERATOR	34,548.80	37,606.40	3,057.60	30,187.34	6,625.63	0.00	36,812.97
0000322377	*BUS OPERATOR	34,548.80	37,606.40	3,057.60	35,895.61	2,341.28	0.00	38,236.89
0000316722	*BUS OPERATOR	40,643.20	40,643.20	0.00	43,567.50	14,184.16	1,563.20	59,314.86
0000315308	*SERVICEPERSON I	31,824.00	31,824.00	0.00	33,554.10	1,434.38	0.00	34,988.48
0000304812	FOREMAN TRACK & STRCT	57,012.80	57,012.80	0.00	57,012.80	10,511.76	0.00	67,524.56
0000303755	*INSPECTOR	43,118.40	43,118.40	0.00	45,544.91	1,927.95	1,658.40	49,131.26
0000305714	DIR TRANSIT RESEARCH ANALYSIS	98,800.26	98,800.26	0.00	96,900.78	0.00	1,900.01	98,800.79
0000320618	*BUS OPERATOR	40,643.20	40,643.20	0.00	42,015.29	4,802.23	0.00	46,817.52
0000304228	*MATERIAL CONTROLLER	42,369.60	42,369.60	0.00	44,108.13	244.45	0.00	44,352.58
0000302700	*JOURNEYMAN RAIL CAR MECHANIC	43,804.80	43,804.80	0.00	48,232.90	10,574.80	1,684.80	60,492.50
0000305538	*BUS OPERATOR	40,643.20	40,643.20	0.00	43,165.81	4,881.16	0.00	48,046.97
0000302855	*BUS OPERATOR	40,643.20	40,643.20	0.00	37,781.72	5,481.06	0.00	43,262.78
0000303123	*AA INSPECTOR	43,804.80	43,804.80	0.00	46,642.87	35,124.18	4,212.00	85,979.05
0000303443	*BUS OPERATOR	40,643.20	40,643.20	0.00	43,284.26	3,807.18	0.00	47,091.44
0000302373	TRANSIT POLICE OFFICER SPECIAL	56,971.20	56,971.20	0.00	57,409.45	19,762.00	5,176.71	82,348.16
0000316419	*MOBILITY OPERATOR	30,409.60	30,409.60	0.00	33,073.04	6,666.88	0.00	39,739.92
0000322933	*BUS OPERATOR	34,548.80	37,606.40	3,057.60	38,245.24	8,645.04	0.00	46,890.28
0000320697	TRANSIT POLICE OFFICER SR	43,305.60	45,032.00	1,726.40	44,757.70	7,049.86	0.00	51,807.56
0000303692	*BUS OPERATOR	40,643.20	40,643.20	0.00	43,079.76	9,370.56	0.00	52,450.32
0000302846	*BUS OPERATOR	40,643.20	40,643.20	0.00	43,608.95	17,626.34	0.00	61,235.29
0000321485	*BUS OPERATOR	34,548.80	37,606.40	3,057.60	40,387.06	5,573.75	1,132.72	47,093.53
0000303381	*BUS OPERATOR	40,643.20	40,643.20	0.00	42,657.68	1,373.54	0.00	44,031.22
0000302822	*AA INSPECTOR	43,118.40	43,804.80	686.40	47,352.04	21,919.48	0.00	69,271.52
0000306533	*BUS OPERATOR	34,548.80	37,606.40	3,057.60	40,788.29	8,576.40	0.00	49,364.69
0000306046	*BUS OPERATOR	40,643.20	40,643.20	0.00	43,030.25	6,688.38	39.08	49,757.71
0000309725	*SERVICEPERSON I (A)	32,281.60	32,281.60	0.00	35,463.26	4,429.02	1,862.40	41,754.68

## MARTOC REPORT

EE NUMBER	TITLE	FY 10	FY 11	DIFFERENCE	REGULAR	OVERTIME	OTHER	TOTAL
		BASE SALARY	BASE SALARY	+/-	EARNINGS	EARNINGS	EARNINGS	EARNINGS
0000304492	*AA INSPECTOR	43,804.80	43,804.80	0.00	46,245.47	2,550.95	1,193.76	49,990.18
0000304032	*JOURNEYMAN OVERHAULER	43,804.80	43,804.80	0.00	46,409.13	837.19	225.00	47,471.32
0000305273	DISPATCHER MOBILITY	39,811.20	39,811.20	0.00	39,792.07	5,272.12	2,143.68	47,207.87
0000303303	*BUS OPERATOR	40,643.20	40,643.20	0.00	43,000.27	1,112.68	0.00	44,112.95
0000323731	*BUS OPERATOR	31,491.20	34,548.80	3,057.60	21,112.40	638.17	0.00	21,750.57
0000316336	*RAIL STATION CLEANER	28,412.80	28,412.80	0.00	31,840.66	8,769.73	0.00	40,610.39
0000323360	*BUS OPERATOR	31,491.20	34,548.80	3,057.60	35,937.46	3,427.04	0.00	39,364.50
0000304278	*BUS OPERATOR	40,643.20	40,643.20	0.00	42,141.91	655.99	156.32	42,954.22
0000323932	CONTRACT SPECIALIST II	55,009.50	55,009.50	0.00	52,894.51	0.00	1,591.61	54,486.12
0000303517	DISPATCHER MOBILITY	39,811.20	39,811.20	0.00	39,638.94	3,818.46	1,837.44	45,294.84
0000304120	*BUS OPERATOR	40,643.20	40,643.20	0.00	43,817.69	4,075.09	0.00	47,892.78
0000305087	*BUS OPERATOR	40,643.20	40,643.20	0.00	43,126.37	1,950.35	0.00	45,076.72
0000318123	*MOBILITY OPERATOR	28,766.40	30,409.60	1,643.20	30,854.32	13,715.83	0.00	44,570.15
0000319882	*BUS OPERATOR	40,643.20	40,643.20	0.00	39,088.35	7,628.03	0.00	46,716.38
0000316211	EEO DBE ANALYST	56,296.50	56,296.50	0.00	54,131.63	0.00	1,948.73	56,080.36
0000305105	*RAIL STATION CLEANER	28,412.80	28,412.80	0.00	30,061.43	819.60	1,366.00	32,247.03
0000304955	*BUS DISPATCHER (BLOCKOUT)	43,118.40	40,206.40	-2,912.00	28,680.94	2,827.92	0.00	31,508.86
0000306483	SUPV RAIL LINE	48,048.00	48,048.00	0.00	48,048.00	7,790.48	2,587.20	58,425.68
0000303142	FOREMAN CUSTODIAL SERVICES	44,324.80	44,324.80	0.00	44,324.80	0.00	4,688.20	49,013.00
0000320085	*BUS OPERATOR	40,643.20	40,643.20	0.00	33,256.63	1,590.43	0.00	34,847.06
0000304227	PARKING SERVICES REP	22,698.00	22,698.00	0.00	22,625.25	1,846.40	1,891.50	26,363.15
0000316799	*SERVICEPERSON I	31,824.00	31,824.00	0.00	33,245.97	1,250.80	0.00	34,496.77
0000304512	SUPV BUS TRANSPORTATION	55,972.80	55,972.80	0.00	54,788.77	7,279.17	3,821.22	65,889.16
0000316697	*SERVICEPERSON IV	34,008.00	34,008.00	0.00	20,682.54	2,887.91	0.00	23,570.45
0000317823	*SERVICEPERSON I	31,824.00	31,824.00	0.00	33,933.44	3,637.58	0.00	37,571.02
0000305869	MEDIA SALES REP	23,010.00	23,010.00	0.00	23,204.70	982.35	0.00	24,187.05
0000303223	CONTRACT SERVICES INSPECTOR	40,809.60	40,809.60	0.00	39,279.24	58.86	2,040.48	41,378.58
0000317594	*RAIL STATION CLEANER	28,412.80	28,412.80	0.00	30,705.78	2,924.96	0.00	33,630.74
0000303683	MAINTENANCE PLANNER BUS (DATE LAST EMPLOYED 01-JUL-11)	54,995.20	54,995.20	0.00	54,202.00	317.28	1,057.60	55,576.88
0000318756	CONTRACT EMP ADMIN SUPPORT (DATE LAST EMPLOYED 03-JUN-11)	0.00	0.00	0.00	32,689.52	2,580.80	0.00	35,270.32
0000303462	*RAIL OPERATOR	40,643.20	40,643.20	0.00	43,430.36	3,745.66	0.00	47,176.02
0000302721	*BUS OPERATOR	40,643.20	40,643.20	0.00	43,481.14	3,283.72	0.00	46,764.86
0000304091	*BUS OPERATOR	40,643.20	40,643.20	0.00	43,356.17	2,348.93	625.28	46,330.38
0000304665	*SERVICEPERSON I (A)	31,824.00	32,281.60	457.60	33,250.29	5,246.34	0.00	38,496.63



## MARTOC REPORT

EE NUMBER	TITLE	FY 10	FY 11	DIFFERENCE	REGULAR	OVERTIME	OTHER	TOTAL
		BASE SALARY	BASE SALARY	+/-	EARNINGS	EARNINGS	EARNINGS	EARNINGS
0000318074	CJIT-CALL TAKER (DATE LAST EMPLOYED 10-NOV-10)	31,761.60	31,761.60	0.00	13,315.44	5,313.96	1,533.11	20,162.51
0000323368	*BUS OPERATOR	31,491.20	34,548.80	3,057.60	36,497.07	4,708.88	1,328.80	42,534.75
0000303180	*SERVICEPERSON II	31,824.00	31,824.00	0.00	33,813.74	597.34	0.00	34,411.08
0000302096	*BUS OPERATOR	40,643.20	40,643.20	0.00	39,503.57	1,166.58	312.64	40,982.79
0000324686	*MOBILITY OPERATOR	23,358.40	23,358.40	0.00	18,994.36	1,537.18	89.84	20,621.38
0000303687	*SERVICEPERSON I	32,281.60	31,824.00	-457.60	25,054.63	93.12	0.00	25,147.75
0000304100	*MOBILITY OPERATOR	30,409.60	30,409.60	0.00	31,620.60	5,658.05	584.80	37,863.45
0000323118	*MOBILITY OPERATOR	23,358.40	24,564.80	1,206.40	25,812.92	1,018.70	708.60	27,540.22
0000318807	TRANSIT POLICE OFFICER SR	45,032.00	46,841.60	1,809.60	46,388.19	21,408.24	1,846.64	69,643.07
0000303590	MGR STRATEGIC PERFORMANCE	87,713.08	87,713.08	0.00	84,339.81	0.00	1,686.80	86,026.61
0000306556	MGR CONTRACTS	71,849.70	90,241.06	18,391.36	68,810.22	0.00	6,033.55	74,843.77
0000302577	PLANNER CUSTODIAL LANDSCAPE	54,995.20	54,995.20	0.00	54,995.20	2,749.76	3,781.19	61,526.15
0000305544	*BUS OPERATOR	40,643.20	40,643.20	0.00	44,363.45	6,423.96	2,071.24	52,858.65
0000308175	PROJECT ENG SURVEY PROGRAMS	73,000.20	73,000.20	0.00	69,911.73	0.00	0.00	69,911.73
0000302374	*SERVICEPERSON IV	34,008.00	34,008.00	0.00	36,601.07	6,905.93	817.50	44,324.50
0000303615	GEN FOREMAN BLDGS & GROUNDS (DATE LAST EMPLOYED 01-FEB-11)	64,473.76	64,473.76	0.00	37,196.48	0.00	5,703.46	42,899.94
0000305943	*TRACK MAINTAINER	43,118.40	43,118.40	0.00	27,502.44	1,780.23	0.00	29,282.67
0000323250	*BUS OPERATOR	31,491.20	34,548.80	3,057.60	36,506.79	3,668.38	0.00	40,175.17
0000303625	*BUS OPERATOR	40,643.20	40,643.20	0.00	17,917.12	3,142.94	0.00	21,060.06
0000303463	DISPATCHER MOBILITY	38,126.40	38,126.40	0.00	37,970.60	3,486.40	2,492.88	43,949.88
0000315124	*BUS OPERATOR	40,643.20	40,643.20	0.00	43,722.24	15,814.95	0.00	59,537.19
0000317609	*MOBILITY OPERATOR (DATE LAST EMPLOYED 15-JUN-11)	28,766.40	30,409.60	1,643.20	28,129.15	2,128.38	0.00	30,257.53
0000304253	FOREMAN PAINT SHOP FACILITIES (DATE LAST EMPLOYED 01-NOV-10)	52,678.08	52,678.08	0.00	19,247.76	506.53	4,595.37	24,349.66
0000302573	*BUS OPERATOR	40,643.20	40,643.20	0.00	43,285.79	8,684.92	2,344.80	54,315.51
0000324758	IT BUSINESS ANALYST III (DATE LAST EMPLOYED 19-NOV-10)	73,760.18	73,760.18	0.00	31,206.35	0.00	2,151.91	33,358.26
0000321070	*MOBILITY OPERATOR	24,564.80	26,083.20	1,518.40	26,808.89	1,120.65	0.00	27,929.54
0000305397	MGR CUSTODIAL LANDSCAPE MAINT	80,725.84	80,725.84	0.00	77,621.30	0.00	13,040.61	90,661.91
0000304891	*BUS OPERATOR	40,643.20	40,643.20	0.00	43,287.23	17,999.69	0.00	61,286.92
0000302262	SR DIR MAINTENANCE	140,714.34	140,714.34	0.00	135,303.85	0.00	10,824.19	146,128.04
0000319164	COMMUNICATIONS SPECIALIST	33,529.60	33,529.60	0.00	29,603.59	773.76	0.00	30,377.35
0000303165	SUPV CAR REPAIR INSPECTION	43,804.80	52,104.00	8,299.20	51,005.83	14,571.11	0.00	65,576.94
0000320236	*AA INSPECTOR	43,804.80	43,804.80	0.00	46,566.59	17,544.52	2,073.00	66,184.11
0000316650	*BUS OPERATOR	40,643.20	40,643.20	0.00	38,267.60	2,737.92	0.00	41,005.52
0000303711	FOREMAN CUSTODIAL SERVICES	48,089.60	48,089.60	0.00	48,089.60	15,513.52	0.00	63,603.12

## MARTOC REPORT

EE NUMBER	TITLE	FY 10	FY 11	DIFFERENCE	REGULAR	OVERTIME	OTHER	TOTAL
		BASE SALARY	BASE SALARY	+/-	EARNINGS	EARNINGS	EARNINGS	EARNINGS
0000321038	*HOSTLER JUNIOR APPRENTICE	34,008.00	34,008.00	0.00	35,159.34	6,247.41	0.00	41,406.75
0000317663	TRANSIT POLICE OFFICER SR	50,668.80	52,686.40	2,017.60	52,377.85	26,498.12	0.00	78,875.97
0000320106	*RAIL STATION CLEANER	28,412.80	28,412.80	0.00	31,668.67	9,527.85	1,092.80	42,289.32
0000318885	*BUS OPERATOR	40,643.20	40,643.20	0.00	44,009.35	10,030.04	0.00	54,039.39
0000316037	*JOURNEYMAN ET-RADIO MAINT	43,804.80	43,804.80	0.00	45,853.19	0.00	0.00	45,853.19
0000317772	SUPT RAIL CAR MAINT	66,977.82	66,977.82	0.00	64,402.03	0.00	7,831.44	72,233.47
0000304574	*JOURNEYMAN TRACK MECHANIC (DATE LAST EMPLOYED 01-OCT-10)	43,804.80	43,804.80	0.00	13,229.64	0.00	7,862.12	21,091.76
0000302498	DIVISION DISPATCHER	50,731.20	50,731.20	0.00	50,731.20	121.95	999.99	51,853.14
0000302474	CONTRACT EMP PT POLICE OFFICER	0.00	0.00	0.00	31,038.75	2,446.88	0.00	33,485.63
0000303971	ACCOUNTING SPECIALIST III	45,864.00	45,864.00	0.00	44,100.00	1,880.43	5,304.94	51,285.37
0000305669	*JOURNEYMAN ET-RAIL CAR MAINT	43,804.80	43,804.80	0.00	45,829.57	47.39	0.00	45,876.96
0000305246	*SERVICEPERSON IV	41,267.20	34,008.00	-7,259.20	37,932.72	2,994.40	0.00	40,927.12
0000323027	*BUS OPERATOR (DATE LAST EMPLOYED 17-JUN-11)	31,491.20	34,548.80	3,057.60	34,200.92	2,392.15	0.00	36,593.07
0000304390	*BUS OPERATOR	40,643.20	40,643.20	0.00	40,860.60	32,098.49	1,563.20	74,522.29
0000305465	*BUS OPERATOR	40,643.20	40,643.20	0.00	42,710.49	3,017.02	0.00	45,727.51
0000318561	*BUS OPERATOR	40,643.20	40,643.20	0.00	43,226.62	4,424.77	1,367.80	49,019.19
0000306194	*BUS OPERATOR	40,643.20	40,643.20	0.00	42,964.79	18,118.10	0.00	61,082.89
0000320239	*JOURNEYMAN RAIL CAR MECHANIC	43,804.80	43,804.80	0.00	45,826.81	0.00	0.00	45,826.81
0000304787	*BUS OPERATOR	40,643.20	40,643.20	0.00	43,002.31	35,119.21	2,657.44	80,778.96
0000304858	FOREMAN SIGN SHOP	53,268.80	53,268.80	0.00	53,012.70	14,187.94	256.10	67,456.74
0000302665	FOREMAN BUILDINGS SUPP EQUIP	56,076.80	56,076.80	0.00	56,076.80	1,011.00	0.00	57,087.80
0000304102	*AA INSPECTOR	43,118.40	43,804.80	686.40	46,661.09	10,960.31	3,127.20	60,748.60
0000304807	*BUS OPERATOR	40,643.20	40,643.20	0.00	43,116.64	9,767.05	0.00	52,883.69
0000303132	*SERVICEPERSON I	31,824.00	31,824.00	0.00	33,646.26	8,095.63	2,448.00	44,189.89
0000304338	MAINTENANCE PLANNER-RAIL	59,987.20	59,987.20	0.00	59,987.20	173.04	8,652.00	68,812.24
0000323601	*BUS OPERATOR	31,491.20	34,548.80	3,057.60	23,255.02	1,147.36	0.00	24,402.38
0000303786	*JOURNEYMAN RAIL CAR MECHANIC	28,412.80	39,603.20	11,190.40	32,796.40	1,147.44	0.00	33,943.84
0000305543	*BUS OPERATOR	40,643.20	40,643.20	0.00	44,090.07	11,056.70	781.60	55,928.37
0000304951	*INSPECTOR	43,118.40	43,118.40	0.00	45,688.52	13,106.70	225.00	59,020.22
0000324782	*PT BUS OPERATOR	0.00	0.00	0.00	20,779.47	690.12	0.00	21,469.59
0000322802	*BUS OPERATOR	34,548.80	37,606.40	3,057.60	36,937.47	2,788.17	0.00	39,725.64
0000305572	DIVISION DISPATCHER	51,729.60	51,729.60	0.00	51,729.60	305.91	1,989.60	54,025.11
0000304049	*BUS OPERATOR	40,643.20	40,643.20	0.00	32,652.09	0.00	0.00	32,652.09
0000304359	SYSTEM SAFETY OFFICER	62,389.34	62,389.34	0.00	62,389.54	0.00	0.00	62,389.54
0000306299	SUPT CONTROL CENTER	70,754.58	70,754.58	0.00	70,754.90	0.00	5,261.25	76,016.15

## MARTOC REPORT

EE NUMBER	TITLE	FY 10 BASE SALARY	FY 11 BASE SALARY	DIFFERENCE +/-	REGULAR EARNINGS	OVERTIME EARNINGS	OTHER EARNINGS	TOTAL EARNINGS
0000305654	*RAIL OPERATOR	40,643.20	40,643.20	0.00	41,625.75	9,170.93	0.00	50,796.68
0000321112	CONTRACT PROFESSIONAL	0.00	0.00	0.00	121,387.50	487.50	0.00	121,875.00
0000324672	TRANSIT POLICE OFFICER	40,040.00	41,641.60	1,601.60	41,954.99	9,514.98	0.00	51,469.97
0000315268	CUSTOMER CARE FIELD REP	37,596.00	37,596.00	0.00	37,560.34	0.00	424.16	37,984.50
0000322144	*BUS OPERATOR	34,548.80	37,606.40	3,057.60	38,884.36	5,501.35	0.00	44,385.71
0000323592	*BUS OPERATOR (DATE LAST EMPLOYED 22-JUN-11)	31,491.20	34,548.80	3,057.60	26,716.87	2,315.48	132.88	29,165.23
0000303609	*BUS OPERATOR	40,643.20	40,643.20	0.00	44,184.27	10,158.99	781.60	55,124.86
0000302838	TRAIN CONTROL ENGINEER VI	79,969.50	79,969.50	0.00	76,894.07	0.00	7,381.82	84,275.89
0000303441	*BUS OPERATOR	40,643.20	40,643.20	0.00	38,058.74	12,595.50	0.00	50,654.24
0000315248	*BUS OPERATOR	40,643.20	40,643.20	0.00	43,723.56	19,511.25	2,931.00	66,165.81
0000323366	*BUS OPERATOR	31,491.20	34,548.80	3,057.60	35,525.65	2,665.10	0.00	38,190.75
0000321031	*BUS OPERATOR	40,643.20	40,643.20	0.00	41,225.10	4,200.00	0.00	45,425.10
0000304052	*BUS OPERATOR	40,643.20	40,643.20	0.00	43,085.63	2,769.62	0.00	45,855.25
0000303044	*BUS OPERATOR	40,643.20	40,643.20	0.00	44,217.48	8,301.89	0.00	52,519.37
0000303738	CJIT-CALL TAKER	33,280.00	33,280.00	0.00	34,356.65	15,294.00	3,072.00	52,722.65
0000304666	*RAIL OPERATOR	40,643.20	40,643.20	0.00	42,469.16	4,312.20	2,504.45	49,285.81
0000316463	*BUS OPERATOR	40,643.20	40,643.20	0.00	43,461.47	4,037.90	0.00	47,499.37
0000305757	LEASE & FINANCE SPECIALIST	70,963.36	70,963.36	0.00	67,688.46	0.00	4,639.94	72,328.40
0000318680	*BUS OPERATOR	40,643.20	40,643.20	0.00	44,588.84	11,946.38	0.00	56,535.22
0000321138	*SERVICEPERSON I (A)	32,281.60	32,281.60	0.00	33,946.18	465.60	0.00	34,411.78
0000302484	*SERVICEPERSON V	43,118.40	43,118.40	0.00	46,415.90	15,469.85	829.20	62,714.95
0000317236	*MOBILITY OPERATOR	28,766.40	30,409.60	1,643.20	28,731.85	560.82	0.00	29,292.67
0000302515	*RAIL OPERATOR	40,643.20	40,643.20	0.00	43,176.66	16,908.18	1,445.96	61,530.80
0000324361	RAIL SERVICES CONTROLLER	50,440.00	52,520.00	2,080.00	50,520.00	202.00	0.00	50,722.00
0000303090	*BUS DISPATCHER (BLOCKOUT)	41,662.40	41,662.40	0.00	43,644.32	2,749.19	2,402.00	48,795.51
0000315120	*BUS OPERATOR	40,643.20	40,643.20	0.00	42,853.60	4,443.82	0.00	47,297.42
0000302007	CLAIMS ADJUSTER III	56,720.82	56,720.82	0.00	54,539.52	0.00	6,981.22	61,520.74
0000318105	TRANSIT POLICE OFFICER SPECIAL	46,841.60	48,713.60	1,872.00	49,350.46	11,522.65	3,068.02	63,941.13
0000304913	*BUS OPERATOR	40,643.20	40,643.20	0.00	42,393.34	4,626.32	0.00	47,019.66
0000303070	*BUS OPERATOR	40,643.20	40,643.20	0.00	44,501.13	13,827.45	0.00	58,328.58
0000318122	*BUS OPERATOR	40,643.20	40,643.20	0.00	39,635.75	3,299.24	0.00	42,934.99
0000304905	*MOBILITY OPERATOR	30,409.60	30,409.60	0.00	30,661.87	762.09	0.00	31,423.96
0000305292	*INSPECTOR	43,118.40	43,118.40	0.00	46,026.54	9,334.85	225.00	55,586.39
0000302495	GEN SUPT HEAVY MAINT (DATE LAST EMPLOYED 18-OCT-10)	87,536.80	87,536.80	0.00	28,954.50	0.00	14,492.74	43,447.24

## MARTOC REPORT

EE NUMBER	TITLE	FY 10	FY 11	DIFFERENCE	REGULAR	OVERTIME	OTHER	TOTAL
		BASE SALARY	BASE SALARY	+/-	EARNINGS	EARNINGS	EARNINGS	EARNINGS
0000306206	*BUS OPERATOR	40,643.20	40,643.20	0.00	43,092.93	4,843.86	0.00	47,936.79
0000302125	SUPV CAR REPAIR INSPECTION	54,995.20	54,995.20	0.00	54,995.20	14,330.48	2,326.72	71,652.40
0000303678	*BUS OPERATOR	40,643.20	40,643.20	0.00	36,784.05	1,505.74	1,320.91	39,610.70
0000316113	*MOBILITY OPERATOR	30,409.60	30,409.60	0.00	31,788.73	2,253.47	0.00	34,042.20
0000302835	*AA INSPECTOR	43,804.80	43,804.80	0.00	46,621.82	11,498.87	0.00	58,120.69
0000303102	*RAIL STATION CLEANER	32,281.60	28,412.80	-3,868.80	26,615.47	122.22	155.20	26,892.89
0000303406	MGR CUSTOMER & STATION SVCS	75,489.70	75,489.70	0.00	72,586.53	0.00	6,174.61	78,761.14
0000302759	*JOURNEYMAN RAIL CAR MECHANIC	43,804.80	43,804.80	0.00	45,902.00	6,570.79	225.00	52,697.79
0000306487	RAIL SERVICES CONTROLLER	48,048.00	52,520.00	4,472.00	49,184.00	1,341.15	0.00	50,525.15
0000304304	*BUS OPERATOR (DATE LAST EMPLOYED 01-MAY-11)	40,643.20	40,643.20	0.00	35,672.52	234.48	65.07	35,972.07
0000304266	MATERIAL INVENTORY CONTROL PLN	55,309.54	55,309.54	0.00	53,182.43	0.00	5,318.10	58,500.53
0000323653	*MOBILITY OPERATOR (DATE LAST EMPLOYED 19-MAY-11)	23,358.40	24,564.80	1,206.40	23,646.34	4,728.03	0.00	28,374.37
0000305447	*BUS OPERATOR	40,643.20	40,643.20	0.00	20,360.98	138.38	157.69	20,657.05
0000305124	ADMINISTRATIVE ASSISTANT	37,693.50	37,693.50	0.00	35,664.24	0.00	3,624.38	39,288.62
0000317821	*REPROGRAPHICS SPEC III	26,395.20	34,944.00	8,548.80	33,894.23	753.19	672.00	35,319.42
0000304230	*RAIL OPERATOR	40,643.20	40,643.20	0.00	44,199.13	6,853.66	0.00	51,052.79
0000306470	*JOURNEYMAN ET-HVAC	43,804.80	43,804.80	0.00	44,553.96	3,956.67	225.00	48,735.63
0000304413	TRANSIT POLICE OFFICER SR	54,787.20	54,787.20	0.00	54,839.89	3,757.03	6,321.60	64,918.52
0000305702	*TRACK WALKER	43,118.40	43,118.40	0.00	45,443.55	1,515.92	0.00	46,959.47
0000325129	TRANSIT POLICE OFFICER	38,500.80	40,040.00	1,539.20	40,262.09	17,607.17	0.00	57,869.26
0000306204	SUPV BUS TRANSPORTATION	52,790.40	52,790.40	0.00	50,760.00	17,727.93	4,314.60	72,802.53
0000301999	PROJECT MANAGER- CPM	76,282.44	76,282.44	0.00	73,348.66	0.00	5,867.88	79,216.54
0000303518	*INSPECTOR	43,118.40	43,118.40	0.00	46,110.78	9,631.79	1,658.40	57,400.97
0000322156	ACCOUNTANT III	55,762.72	55,762.72	0.00	53,618.39	0.00	2,216.23	55,834.62
0000306453	TRANSIT POLICE OFFICER SR	54,787.20	54,787.20	0.00	55,551.06	26,274.20	0.00	81,825.26
0000302228	*INSPECTOR	43,118.40	43,118.40	0.00	47,706.33	27,768.03	1,492.56	76,966.92
0000323966	PLANNING RESEARCH DEVELOP COORDINATOR	57,800.08	57,800.08	0.00	56,096.08	0.00	2,297.20	58,393.28
0000304012	*JOURNEYMAN RAIL CAR MECHANIC	43,804.80	43,804.80	0.00	46,488.51	1,453.15	0.00	47,941.66
0000317778	*BUS OPERATOR	40,643.20	40,643.20	0.00	39,482.00	1,396.42	0.00	40,878.42
0000321663	*SERVICEPERSON IV	32,281.60	34,008.00	1,726.40	36,107.64	7,456.13	1,062.75	44,626.52
0000306359	*RAIL OPERATOR	40,643.20	40,643.20	0.00	43,680.80	6,846.02	0.00	50,526.82
0000302719	*BUS OPERATOR	40,643.20	40,643.20	0.00	44,304.77	37,960.22	2,344.80	84,609.79
0000324755	*JOURNEYMAN ET-TRAIN CONTROL	41,080.00	41,392.00	312.00	43,075.95	7,581.96	0.00	50,657.91
0000302419	*JOURNEYMAN OVERHAULER	43,804.80	43,804.80	0.00	47,911.76	7,234.16	0.00	55,145.92

## MARTOC REPORT

EE NUMBER	TITLE	FY 10	FY 11	DIFFERENCE	REGULAR	OVERTIME	OTHER	TOTAL
		BASE SALARY	BASE SALARY	+/-	EARNINGS	EARNINGS	EARNINGS	EARNINGS
0000304319	SUPT CONTROL CENTER	70,754.58	70,754.58	0.00	70,754.88	0.00	6,893.75	77,648.63
0000303852	*RAIL OPERATOR	40,643.20	40,643.20	0.00	42,847.60	1,849.56	3,126.40	47,823.56
0000306258	SUPV BUS TRANSPORTATION	52,790.40	52,790.40	0.00	52,587.36	1,637.01	2,233.44	56,457.81
0000315455	MEDIA SALES REP	22,620.00	22,620.00	0.00	22,533.00	0.00	1,108.96	23,641.96
0000303424	*BUS OPERATOR (DATE LAST EMPLOYED 06-JUL-11)	40,643.20	40,643.20	0.00	38,987.41	13,412.69	1,250.56	53,650.66
0000303450	*BUS OPERATOR	40,643.20	40,643.20	0.00	44,065.42	3,234.77	2,344.80	49,644.99
0000324646	*MOBILITY OPERATOR	23,358.40	24,564.80	1,206.40	22,211.04	2,175.87	0.00	24,386.91
0000302705	TRANSIT POLICE OFFICER SPECIAL	56,971.20	56,971.20	0.00	57,601.18	48,234.01	10,956.00	116,791.19
0000323707	*BUS OPERATOR	31,491.20	34,548.80	3,057.60	23,294.52	1,830.34	0.00	25,124.86
0000302588	*JOURNEYMAN ELEC POWER ELECT	43,804.80	43,804.80	0.00	46,807.20	10,062.44	225.00	57,094.64
0000307300	*BUS OPERATOR	34,548.80	37,606.40	3,057.60	37,122.75	4,485.62	0.00	41,608.37
0000321806	IT BUSINESS ANALYST I	53,395.16	53,395.16	0.00	51,341.78	0.00	0.00	51,341.78
0000303690	SUPV BUS TRANSPORTATION	48,048.00	48,048.00	0.00	48,048.00	20,027.70	3,696.00	71,771.70
0000320623	MGR JOINT DEVELOPMENT	85,413.38	85,413.38	0.00	81,471.60	0.00	0.00	81,471.60
0000306305	*JOURNEYMAN ET-RADIO MAINT	43,804.80	43,804.80	0.00	46,229.07	5,773.13	6,543.00	58,545.20
0000317259	TRANSIT POLICE OFFICER SR	50,668.80	52,686.40	2,017.60	44,444.53	10,524.41	0.00	54,968.94
0000307148	*JOURNEYMAN ET-COMPUTER MAINT	43,804.80	43,804.80	0.00	46,958.15	5,014.94	225.00	52,198.09
0000302163	*MATERIAL CONTROLLER	42,369.60	42,369.60	0.00	45,047.63	3,727.76	0.00	48,775.39
0000318654	*JOURNEYMAN ET-RAIL CAR MAINT	43,804.80	43,804.80	0.00	46,661.28	8,584.62	2,541.60	57,787.50
0000304425	TRANSIT POLICE OFFICER SPECIAL	52,686.40	54,787.20	2,100.80	54,060.00	24,804.08	4,214.40	83,078.48
0000321369	*BUS OPERATOR	34,548.80	37,606.40	3,057.60	33,201.34	1,344.67	0.00	34,546.01
0000304276	*JOURNEYMAN ET-TRAIN CONTROL	43,804.80	43,804.80	0.00	47,387.15	13,030.91	1,699.20	62,117.26
0000302072	*BUS OPERATOR	40,643.20	40,643.20	0.00	42,340.80	2,241.40	0.00	44,582.20
0000316322	FARE COLLECTION COORDINATOR OP	41,308.80	48,184.50	6,875.70	49,428.29	6,199.75	0.00	55,628.04
0000321036	CJIT-CALL TAKER (DATE LAST EMPLOYED 08-APR-11)	30,721.60	30,721.60	0.00	25,256.70	9,377.11	1,111.60	35,745.41
0000305149	*BUS OPERATOR	40,643.20	40,643.20	0.00	42,674.12	15,784.74	161.21	58,620.07
0000302839	*MATERIAL CONTROLLER	42,369.60	42,369.60	0.00	45,263.19	2,345.13	0.00	47,608.32
0000302460	INSTRUCTOR BUS TECHNICAL	51,708.80	51,708.80	0.00	49,794.58	372.90	994.40	51,161.88
0000306469	*BUS OPERATOR	40,643.20	40,643.20	0.00	43,032.46	16,266.03	937.92	60,236.41
0000320615	*BUS OPERATOR	40,643.20	40,643.20	0.00	29,927.27	6,332.20	0.00	36,259.47
0000323167	*BUS OPERATOR	32,531.20	36,628.80	4,097.60	37,718.93	7,724.65	0.00	45,443.58
0000303872	*BUS OPERATOR	40,643.20	40,643.20	0.00	40,945.37	4,094.43	0.00	45,039.80
0000321064	*MOBILITY OPERATOR	26,083.20	27,414.40	1,331.20	28,195.68	8,609.96	105.44	36,911.08
0000320595	TRANSIT POLICE OFFICER SR	45,032.00	46,841.60	1,809.60	45,905.15	9,128.72	433.00	55,466.87
0000303936	*RAIL OPERATOR	40,643.20	40,643.20	0.00	43,424.14	1,511.31	0.00	44,935.45

## MARTOC REPORT

EE NUMBER	TITLE	FY 10 BASE SALARY	FY 11 BASE SALARY	DIFFERENCE +/-	REGULAR EARNINGS	OVERTIME EARNINGS	OTHER EARNINGS	TOTAL EARNINGS
0000305023	*INSPECTOR	43,118.40	43,118.40	0.00	46,550.93	3,568.24	390.84	50,510.01
0000315983	*BUS OPERATOR	40,643.20	40,643.20	0.00	42,182.80	9,393.14	0.00	51,575.94
0000302294	MAINTENANCE PLANNER BUS	53,830.40	53,830.40	0.00	53,131.64	1,501.04	0.00	54,632.68
0000318958	*TRANSPORTATION ASSISTANT	28,912.00	31,699.20	2,787.20	32,375.22	166.80	1,200.45	33,742.47
0000322804	*BUS OPERATOR	34,548.80	37,606.40	3,057.60	38,062.50	6,058.30	415.25	44,536.05
0000304414	GEN SUPT RAIL CAR MAINTENANCE	84,978.92	84,978.92	0.00	81,710.70	0.00	10,596.33	92,307.03
0000305282	*RAIL STATION CLEANER	28,412.80	28,412.80	0.00	30,088.75	11,761.26	2,185.60	44,035.61
0000305322	*RAIL OPERATOR	40,643.20	40,643.20	0.00	37,682.48	8,271.37	0.00	45,953.85
0000303427	*BUS DISPATCHER (BLOCKOUT)	41,662.40	41,662.40	0.00	45,321.79	17,095.64	0.00	62,417.43
0000302476	*RAIL OPERATOR	40,643.20	40,643.20	0.00	44,332.14	26,780.43	3,517.20	74,629.77
0000304471	*APPRENTICE MECHANIC	40,643.20	35,921.60	-4,721.60	41,313.64	1,383.44	0.00	42,697.08
0000304430	*SERVICEPERSON I	32,281.60	31,824.00	-457.60	35,095.43	9,243.40	0.00	44,338.83
0000321397	CONTRACT PROFESSIONAL	0.00	0.00	0.00	89,625.00	150.00	0.00	89,775.00
0000305203	SCHEDULE ANALYST III	51,981.80	51,981.80	0.00	49,982.77	0.00	6,797.73	56,780.50
0000305440	DISPATCHER MOBILITY	30,409.60	38,126.40	7,716.80	33,628.70	10,229.10	0.00	43,857.80
0000304680	*JOURNEYMAN ET-TELEPHONE MAINT	43,804.80	43,804.80	0.00	52,097.42	15,566.07	3,369.60	71,033.09
0000321549	*MOBILITY OPERATOR	24,564.80	26,083.20	1,518.40	23,715.08	4,287.10	0.00	28,002.18
0000314887	TRANSIT POLICE OFFICER SR	50,668.80	52,686.40	2,017.60	51,652.01	49,215.71	3,848.88	104,716.60
0000325669	*JOURNEYMAN ET-TRAIN CONTROL	41,080.00	41,080.00	0.00	35,203.42	5,697.72	0.00	40,901.14
0000306160	*BUS OPERATOR	40,643.20	40,643.20	0.00	44,369.07	11,847.81	0.00	56,216.88
0000323521	*BUS OPERATOR	31,491.20	34,548.80	3,057.60	30,830.08	2,210.45	0.00	33,040.53
0000325918	FOREMAN POWER	52,104.00	52,104.00	0.00	32,815.50	4,884.75	200.40	37,900.65
0000304934	TRANSIT POLICE OFFICER SR	54,787.20	54,787.20	0.00	54,102.36	523.52	210.72	54,836.60
0000317811	*SERVICEPERSON I	31,824.00	31,824.00	0.00	33,068.70	3,293.36	0.00	36,362.06
0000306408	*BUS OPERATOR	40,643.20	40,643.20	0.00	43,303.18	832.76	0.00	44,135.94
0000304257	*JOURNEYMAN RAIL CAR MECHANIC	43,804.80	43,804.80	0.00	47,166.72	6,791.90	3,594.60	57,553.22
0000303205	*MOBILITY OPERATOR	30,409.60	30,409.60	0.00	33,123.47	24,479.49	438.60	58,041.56
0000323126	CONTRACT PROFESSIONAL	0.00	0.00	0.00	22,129.84	0.00	0.00	22,129.84
0000304076	*SERVICEPERSON V	43,118.40	43,118.40	0.00	46,567.80	2,565.34	2,487.60	51,620.74
0000321208	*INFORMATION SYSTEMS REC CLERK	24,564.80	25,792.00	1,227.20	26,963.23	1,034.29	0.00	27,997.52
0000305071	*BUS OPERATOR	40,643.20	40,643.20	0.00	43,057.23	11,422.48	0.00	54,479.71
0000306284	*JOURNEYMAN ET-TRAIN CONTROL	43,804.80	43,804.80	0.00	48,872.59	13,086.20	3,173.40	65,132.19
0000305121	*JOURNEYMAN RAIL CAR MECHANIC	43,804.80	43,804.80	0.00	46,572.39	20,825.76	3,384.00	70,782.15
0000304887	*SERVICEPERSON I	31,824.00	31,824.00	0.00	34,040.52	6,741.63	612.00	41,394.15

## MARTOC REPORT

EE NUMBER	TITLE	FY 10	FY 11	DIFFERENCE	REGULAR	OVERTIME	OTHER	TOTAL
		BASE SALARY	BASE SALARY	+/-	EARNINGS	EARNINGS	EARNINGS	EARNINGS
0000305139	*RAIL OPERATOR	40,643.20	40,643.20	0.00	42,313.70	1,389.67	0.00	43,703.37
0000322504	TRANSIT POLICE OFFICER SR	45,032.00	46,841.60	1,809.60	47,021.47	23,533.38	1,082.50	71,637.35
0000318841	*BUS OPERATOR (DATE LAST EMPLOYED 12-NOV-10)	40,643.20	40,643.20	0.00	15,224.78	4,245.01	703.64	20,173.43
0000304843	*BUS OPERATOR (DATE LAST EMPLOYED 01-JUN-11)	40,643.20	40,643.20	0.00	38,170.59	11,005.44	0.00	49,176.03
0000316209	PLANNER COMM COMPTR & FARECOLL	52,686.40	52,686.40	0.00	52,686.40	987.87	0.00	53,674.27
0000305489	*BUS OPERATOR	40,643.20	40,643.20	0.00	43,875.68	16,790.38	3,064.46	63,730.52
0000304569	*BUS OPERATOR	40,643.20	40,643.20	0.00	43,275.61	7,474.76	0.00	50,750.37
0000318279	*SERVICEPERSON I (A)	32,281.60	32,281.60	0.00	32,836.62	69.84	0.00	32,906.46
0000303914	*BUS OPERATOR	40,643.20	40,643.20	0.00	42,550.83	3,733.28	781.60	47,065.71
0000306070	*JOURNEYMAN BODY REPAIR	43,804.80	43,804.80	0.00	46,129.53	4,004.04	225.00	50,358.57
0000304821	*BUS OPERATOR	40,643.20	40,643.20	0.00	42,992.59	5,438.28	0.00	48,430.87
0000302297	*BUS OPERATOR	40,643.20	40,643.20	0.00	43,326.22	25,424.59	1,380.90	70,131.71
0000302888	*BUS OPERATOR	40,643.20	40,643.20	0.00	37,183.30	965.22	0.00	38,148.52
0000305921	*INSPECTOR	43,804.80	43,118.40	-686.40	45,594.57	7,172.54	842.40	53,609.51
0000321571	TRANSIT POLICE OFFICER SR	45,032.00	46,841.60	1,809.60	45,748.80	14,345.07	2,922.75	63,016.62
0000320609	*SERVICEPERSON I (A)	32,281.60	32,281.60	0.00	34,579.06	7,886.10	0.00	42,465.16
0000323590	*MOBILITY OPERATOR	23,358.40	24,564.80	1,206.40	25,636.71	137.12	0.00	25,773.83
0000303345	*BUS OPERATOR	40,643.20	40,643.20	0.00	44,057.65	22,323.11	1,929.58	68,310.34
0000302103	CHF ENG-CIV STRUCT & INSPECT	82,301.96	82,301.96	0.00	79,137.85	0.00	12,029.14	91,166.99
0000302085	MGR TRANSIT ANALYSIS	84,005.74	84,005.74	0.00	80,775.00	0.00	4,846.50	85,621.50
0000302753	CONTRACT PROFESSIONAL	126,750.00	126,750.00	0.00	15,680.80	0.00	7,240.35	22,921.15
0000323061	*SERVICEPERSON I	31,824.00	31,824.00	0.00	35,229.06	25,536.78	612.00	61,377.84
0000320680	CONTRACT PROFESSIONAL	0.00	0.00	0.00	78,306.90	11,802.00	0.00	90,108.90
0000317672	*JOURNEYMAN SUPPORT EQUIPMENT	43,804.80	43,804.80	0.00	47,022.92	5,038.63	519.84	52,581.39
0000305910	*SERVICEPERSON IV	35,921.60	34,008.00	-1,913.60	29,336.47	1,036.03	0.00	30,372.50
0000302880	*RAIL OPERATOR	40,643.20	40,643.20	0.00	42,598.98	7,110.13	781.60	50,490.71
0000303496	SUPT BUILDING	59,026.50	66,383.98	7,357.48	63,265.04	0.00	5,106.36	68,371.40
0000310136	IT BUSINESS ANALYST II	65,000.00	65,000.00	0.00	62,859.84	0.00	0.00	62,859.84
0000322817	*BUS OPERATOR	34,548.80	37,606.40	3,057.60	32,201.72	3,005.59	0.00	35,207.31
0000315146	*MATERIAL CONTROLLER LEAD	43,659.20	43,659.20	0.00	45,636.42	2,652.65	0.00	48,289.07
0000316169	*BUS OPERATOR	40,643.20	40,643.20	0.00	42,426.14	2,175.53	0.00	44,601.67
0000303970	*BUS OPERATOR	40,643.20	40,643.20	0.00	42,888.65	9,857.38	0.00	52,746.03
0000322836	CONTRACT PROFESSIONAL	0.00	0.00	0.00	126,000.00	0.00	0.00	126,000.00
0000308176	*BUS OPERATOR	40,643.20	40,643.20	0.00	20,467.98	12.61	0.00	20,480.59
0000303964	*BUS OPERATOR	40,643.20	40,643.20	0.00	44,073.84	9,491.20	1,563.20	55,128.24

## MARTOC REPORT

EE NUMBER	TITLE	FY 10	FY 11	DIFFERENCE	REGULAR	OVERTIME	OTHER	TOTAL
		BASE SALARY	BASE SALARY	+/-	EARNINGS	EARNINGS	EARNINGS	EARNINGS
0000305574	*BUS OPERATOR	40,643.20	40,643.20	0.00	43,511.49	8,572.68	0.00	52,084.17
0000322445	CONTRACT EMP ADMIN SUPPORT	0.00	0.00	0.00	33,924.38	1,130.84	0.00	35,055.22
0000321213	*RAIL STATION CLEANER	28,828.80	28,412.80	-416.00	24,542.11	1,060.36	0.00	25,602.47
0000305411	*JOURNEYMAN OVERHAULER	43,804.80	43,804.80	0.00	46,990.36	17,801.09	0.00	64,791.45
0000305884	*MOBILITY OPERATOR	30,409.60	30,409.60	0.00	31,543.86	1,836.68	208.00	33,588.54
0000324229	PARKING SERVICES REP	22,483.50	22,483.50	0.00	19,979.50	4,050.11	0.00	24,029.61
0000307642	*JOURNEYMAN ELEC POWER ELECT	41,392.00	43,804.80	2,412.80	47,626.54	12,320.36	0.00	59,946.90
0000316842	*SERVICEPERSON IV	34,008.00	34,008.00	0.00	36,331.29	8,277.36	1,635.00	46,243.65
0000319906	IT BUSINESS ANALYST III	60,000.20	73,206.90	13,206.70	58,708.52	0.00	3,784.64	62,493.16
0000323737	*PT BUS OPERATOR	0.00	0.00	0.00	19,980.84	396.05	0.00	20,376.89
0000318125	PARALEGAL	43,270.50	43,270.50	0.00	41,107.22	0.00	0.00	41,107.22
0000306478	REVENUE OPERATIONS CONTROLLER	57,851.82	57,851.82	0.00	55,627.07	0.00	3,560.12	59,187.19
0000322839	TRANSIT POLICE OFFICER SPECIAL (DATE LAST EMPLOYED 19-NOV-10)	54,787.20	54,787.20	0.00	23,653.32	2,094.03	5,320.68	31,068.03
0000303757	*TRACK WALKER	43,118.40	43,118.40	0.00	44,273.88	746.29	0.00	45,020.17
0000324942	*MOBILITY OPERATOR	23,358.40	23,358.40	0.00	20,496.75	5,967.43	0.00	26,464.18
0000305751	*BUS OPERATOR	40,643.20	40,643.20	0.00	42,481.69	5,428.30	0.00	47,909.99
0000324187	*RAIL STATION CLEANER	25,500.80	28,412.80	2,912.00	29,716.59	8,544.89	0.00	38,261.48
0000317881	*SERVICEPERSON IV (DATE LAST EMPLOYED 19-JUL-11)	32,281.60	34,008.00	1,726.40	28,942.33	492.70	0.00	29,435.03
0000304122	*INSPECTOR	43,118.40	43,118.40	0.00	33,976.68	15,438.83	225.00	49,640.51
0000303273	*JOURNEYMAN OVERHAULER	43,804.80	43,804.80	0.00	46,224.43	1,911.20	1,067.40	49,203.03
0000322967	TRANSIT POLICE OFFICER SR	43,305.60	45,032.00	1,726.40	44,961.50	22,786.95	3,397.60	71,146.05
0000320593	COMMUNITY OUTREACH PLANNER	54,357.68	54,357.68	0.00	52,058.20	0.00	836.28	52,894.48
0000324054	TRANSIT POLICE OFFICER SR	45,032.00	46,841.60	1,809.60	44,553.26	1,572.52	0.00	46,125.78
0000303774	*JOURNEYMAN ET-HVAC	43,804.80	43,804.80	0.00	43,820.84	1,026.69	842.40	45,689.93
0000302438	*BUS OPERATOR	40,643.20	40,643.20	0.00	41,243.13	9,783.19	0.00	51,026.32
0000305821	*RAIL OPERATOR	40,643.20	40,643.20	0.00	42,817.56	2,988.23	0.00	45,805.79
0000303948	*BUS OPERATOR	40,643.20	40,643.20	0.00	43,976.08	13,930.61	0.00	57,906.69
0000323028	*BUS OPERATOR	34,548.80	37,606.40	3,057.60	35,455.18	3,592.41	0.00	39,047.59
0000302974	*JOURNEYMAN ET-COMPUTER MAINT	43,804.80	43,804.80	0.00	47,873.46	7,310.89	400.14	55,584.49
0000318742	*MOBILITY OPERATOR	27,414.40	28,766.40	1,352.00	29,706.11	1,094.38	0.00	30,800.49
0000304411	DIVISION DISPATCHER	50,731.20	50,731.20	0.00	50,731.20	439.04	1,951.20	53,121.44
0000303074	MGR SUPPORT SVCS (DATE LAST EMPLOYED 01-NOV-10)	79,358.24	79,358.24	0.00	27,897.62	0.00	5,343.51	33,241.13
0000304224	*JOURNEYMAN ET-HVAC	43,804.80	43,804.80	0.00	45,861.97	1,137.25	0.00	46,999.22
0000321054	*MOBILITY OPERATOR	26,083.20	27,414.40	1,331.20	28,687.97	1,522.82	0.00	30,210.79



## MARTOC REPORT

EE NUMBER	TITLE	FY 10	FY 11	DIFFERENCE	REGULAR	OVERTIME	OTHER	TOTAL
		BASE SALARY	BASE SALARY	+/-	EARNINGS	EARNINGS	EARNINGS	EARNINGS
0000326448	CONTRACT DIR OPERATIONS	143,520.00	143,520.00	0.00	27,772.50	1,311.00	0.00	29,083.50
0000306477	TRANSIT POLICE OFFICER SR	54,787.20	54,787.20	0.00	55,445.70	18,194.45	0.00	73,640.15
0000304475	MGR COMMUNITY RELATIONS	80,999.88	80,999.88	0.00	77,884.26	0.00	4,984.62	82,868.88
0000321308	SUPV BUS MAINTENANCE	52,104.00	52,104.00	0.00	52,104.00	12,825.74	3,824.14	68,753.88
0000322242	*MOBILITY OPERATOR	24,564.80	26,083.20	1,518.40	23,367.23	1,032.98	0.00	24,400.21
0000322136	*INSPECTOR	41,392.00	41,662.40	270.40	44,332.76	11,140.75	796.00	56,269.51
0000305703	RESIDENT ENGINEER (DATE LAST EMPLOYED 01-DEC-10)	92,560.00	92,560.00	0.00	31,342.55	0.00	27,272.99	58,615.54
0000322559	*INSPECTOR	41,267.20	41,662.40	395.20	45,724.05	20,291.40	0.00	66,015.45
0000323365	*BUS OPERATOR	31,491.20	34,548.80	3,057.60	29,883.85	1,136.15	0.00	31,020.00
0000321136	*BUS OPERATOR	37,606.40	40,643.20	3,036.80	34,837.45	3,703.04	0.00	38,540.49
0000315742	*TRACK WALKER (DATE LAST EMPLOYED 22-NOV-10)	43,118.40	43,118.40	0.00	19,943.79	458.66	400.92	20,803.37
0000318791	*RAIL OPERATOR	40,643.20	40,643.20	0.00	43,177.34	5,199.99	0.00	48,377.33
0000319277	*JOURNEYMAN RAIL CAR MECHANIC	43,804.80	43,804.80	0.00	46,176.98	1,263.64	225.00	47,665.62
0000321917	*INSPECTOR	41,392.00	43,118.40	1,726.40	44,609.66	7,627.13	0.00	52,236.79
0000306009	SCHEDULE ANALYST III	51,637.04	51,637.04	0.00	49,452.78	0.00	2,979.06	52,431.84
0000315365	TRANSIT POLICE OFFICER SR	54,787.20	54,787.20	0.00	54,767.45	2,528.66	526.80	57,822.91
0000302416	TRANSIT POLICE LIEUTENANT (DATE LAST EMPLOYED 01-OCT-10)	74,609.60	74,609.60	0.00	17,139.90	4,537.57	17,516.40	39,193.87
0000306639	DIR INFORMATION TECH AUDIT	103,742.60	103,742.60	0.00	99,353.64	0.00	2,394.06	101,747.70
0000326004	FOREMAN COMMUNICATION	51,001.60	51,001.60	0.00	27,266.24	2,911.75	0.00	30,177.99
0000302140	*JOURNEYMAN ET-TRAIN CONTROL	43,804.80	43,804.80	0.00	47,148.31	13,015.10	0.00	60,163.41
0000305604	*BUS OPERATOR	40,643.20	40,643.20	0.00	43,425.32	8,861.12	1,954.00	54,240.44
0000306360	*BUS OPERATOR	40,643.20	40,643.20	0.00	43,487.31	13,342.92	2,344.80	59,175.03
0000305701	*RAIL OPERATOR	40,643.20	40,643.20	0.00	43,152.08	16,514.30	1,862.75	61,529.13
0000303356	*BUS OPERATOR	40,643.20	40,643.20	0.00	43,084.57	6,382.91	0.00	49,467.48
0000315388	*BUS OPERATOR	40,643.20	40,643.20	0.00	38,081.39	4,158.32	0.00	42,239.71
0000303900	*BUS OPERATOR	40,643.20	40,643.20	0.00	42,405.41	4,595.94	516.84	47,518.19
0000314856	*BUS OPERATOR	40,643.20	40,643.20	0.00	36,268.78	666.30	0.00	36,935.08
0000323732	*BUS OPERATOR	31,491.20	34,548.80	3,057.60	22,352.18	1,164.37	0.00	23,516.55
0000304779	*JOURNEYMAN RAIL CAR MECHANIC	43,804.80	43,804.80	0.00	45,788.06	758.18	0.00	46,546.24
0000303606	*BUS OPERATOR	40,643.20	40,643.20	0.00	43,473.40	10,834.31	2,149.40	56,457.11
0000302882	*BUS OPERATOR	40,643.20	40,643.20	0.00	43,707.19	5,493.95	0.00	49,201.14
0000305794	*BUS OPERATOR	40,643.20	40,643.20	0.00	42,695.97	4,977.51	0.00	47,673.48
0000316116	FOREMAN POWER	52,104.00	52,104.00	0.00	52,104.02	7,452.41	0.00	59,556.43
0000322233	SUPV BUS MAINTENANCE	52,104.00	52,104.00	0.00	31,062.00	5,072.69	6,663.30	42,797.99

## MARTOC REPORT

EE NUMBER	TITLE	FY 10	FY 11	DIFFERENCE	REGULAR	OVERTIME	OTHER	TOTAL
		BASE SALARY	BASE SALARY	+/-	EARNINGS	EARNINGS	EARNINGS	EARNINGS
0000302345	*JOURNEYMAN ET-TRAIN CONTROL	43,804.80	43,804.80	0.00	47,474.76	22,247.35	0.00	69,722.11
0000320696	TRANSIT POLICE OFFICER SR	45,032.00	46,841.60	1,809.60	47,137.71	28,606.37	2,477.20	78,221.28
0000306372	OFFICE ADMINISTRATOR II	52,962.26	52,962.26	0.00	50,925.58	0.00	1,222.22	52,147.80
0000323174	QA ENGINEER RECEIVING	73,759.92	73,759.92	0.00	70,923.43	0.00	5,674.01	76,597.44
0000305358	MOBILITY SCHEDULER I	34,983.00	34,983.00	0.00	33,821.40	867.87	2,421.90	37,111.17
0000303650	SUPV RAIL LINE (DATE LAST EMPLOYED 03-JAN-11)	52,312.00	52,312.00	0.00	28,086.27	5,602.21	3,353.26	37,041.74
0000304889	*JOURNEYMAN OVERHAULER	43,804.80	43,804.80	0.00	49,220.07	16,584.77	225.00	66,029.84
0000305906	MAINTENANCE PLANNER BUS	58,068.40	58,073.60	5.20	58,073.40	781.76	8,934.40	67,789.56
0000303075	*BUS OPERATOR	40,643.20	40,643.20	0.00	42,365.15	1,138.20	0.00	43,503.35
0000303779	TRANSIT POLICE OFFICER SR	54,787.20	54,787.20	0.00	56,920.74	39,658.19	4,161.99	100,740.92
0000304559	*BUS OPERATOR (DATE LAST EMPLOYED 01-DEC-10)	40,643.20	40,643.20	0.00	21,522.58	2,559.70	1,290.62	25,372.90
0000305832	*JOURNEYMAN RAIL CAR MECHANIC	43,118.40	39,603.20	-3,515.20	45,728.42	4,804.28	0.00	50,532.70
0000305392	*BUS OPERATOR	40,643.20	40,643.20	0.00	43,336.93	6,304.41	781.60	50,422.94
0000321059	*BUS OPERATOR	40,643.20	40,643.20	0.00	41,634.81	4,026.44	0.00	45,661.25
0000321776	*SERVICEPERSON I (A)	32,281.60	32,281.60	0.00	35,584.46	4,726.94	1,241.60	41,553.00
0000322566	*RAIL STATION CLEANER	32,281.60	28,412.80	-3,868.80	31,281.16	577.51	0.00	31,858.67
0000320548	*BUS OPERATOR	40,643.20	40,643.20	0.00	34,017.07	1,933.38	0.00	35,950.45
0000303106	*SERVICEPERSON II	31,824.00	31,824.00	0.00	33,113.60	9.18	856.80	33,979.58
0000306286	SUPT RAIL LINE	49,129.60	61,800.18	12,670.58	58,389.06	3,726.07	4,753.86	66,868.99
0000304159	*BUS OPERATOR	40,643.20	40,643.20	0.00	33,631.38	604.11	0.00	34,235.49
0000310754	*BUS OPERATOR	40,643.20	40,643.20	0.00	41,739.12	1,808.82	0.00	43,547.94
0000306095	*BUS OPERATOR	40,643.20	40,643.20	0.00	24,784.94	141.59	0.00	24,926.53
0000304746	SUPV PARKING SERVICES	31,102.50	31,102.50	0.00	31,102.76	1,291.99	0.00	32,394.75
0000320613	*SERVICEPERSON I (A)	32,281.60	32,281.60	0.00	33,537.16	232.80	155.20	33,925.16
0000322132	*BUS OPERATOR	34,548.80	37,606.40	3,057.60	31,214.01	4,063.47	0.00	35,277.48
0000321797	MECHANICAL ENGINEER VI	81,660.80	81,660.80	0.00	78,520.73	0.00	3,140.90	81,661.63
0000316267	*BUS OPERATOR	40,643.20	40,643.20	0.00	36,482.99	3,675.28	0.00	40,158.27
0000321941	TRANSIT POLICE OFFICER SR	45,032.00	46,841.60	1,809.60	46,735.50	14,593.72	1,689.00	63,018.22
0000302028	*BUS OPERATOR	40,643.20	40,643.20	0.00	42,768.27	2,010.48	0.00	44,778.75
0000315791	ROOF INSPECTOR	53,169.22	53,169.22	0.00	51,124.51	0.00	5,112.59	56,237.10
0000304090	*MOBILITY OPERATOR	30,409.60	30,409.60	0.00	34,024.03	18,273.33	1,169.60	53,466.96
0000307142	SYSTEM SAFETY AUDITOR	78,000.00	78,000.00	0.00	75,000.00	0.00	0.00	75,000.00
0000306561	*INSPECTOR	43,118.40	43,118.40	0.00	45,852.16	13,301.04	3,109.50	62,262.70
0000317817	TRANSPORTATION PLANNER III	59,612.54	59,612.54	0.00	57,319.95	0.00	0.00	57,319.95
0000305742	*DYNAMOMETER OPERATOR	43,804.80	43,804.80	0.00	47,505.47	10,653.84	2,576.27	60,735.58

## MARTOC REPORT

EE NUMBER	TITLE	FY 10	FY 11	DIFFERENCE	REGULAR	OVERTIME	OTHER	TOTAL
		BASE SALARY	BASE SALARY	+/-	EARNINGS	EARNINGS	EARNINGS	EARNINGS
0000315281	*BUS OPERATOR	40,643.20	40,643.20	0.00	42,467.83	17,015.21	0.00	59,483.04
0000324719	*JOURNEYMAN ET-TRAIN CONTROL	41,080.00	41,392.00	312.00	43,172.52	14,962.75	0.00	58,135.27
0000302424	MAINTENANCE PLANNER BUS	53,248.00	53,248.00	0.00	53,248.00	0.00	0.00	53,248.00
0000319388	COST ANALYST	55,762.72	61,053.72	5,291.00	55,144.25	0.00	4,003.18	59,147.43
0000302870	*JOURNEYMAN OVERHAULER	43,804.80	43,804.80	0.00	45,231.44	4,959.64	842.40	51,033.48
0000303961	*JOURNEYMAN RAIL CAR MECHANIC	43,804.80	43,804.80	0.00	46,306.27	631.80	1,067.40	48,005.47
0000319604	*JOURNEYMAN RAIL CAR MECHANIC	43,804.80	43,804.80	0.00	45,973.82	426.47	225.00	46,625.29
0000302475	*JOURNEYMAN ET-RAIL CAR MAINT	43,804.80	43,804.80	0.00	47,311.96	8,126.59	0.00	55,438.55
0000323907	RECRUITING OFFICER I (DATE LAST EMPLOYED 18-FEB-11)	36,777.00	45,540.30	8,763.30	28,389.32	0.00	2,861.57	31,250.89
0000302065	*JOURNEYMAN RAIL CAR MECHANIC	43,804.80	43,804.80	0.00	46,558.63	14,278.68	4,296.24	65,133.55
0000302381	*BUS OPERATOR	40,643.20	40,643.20	0.00	44,659.51	17,717.53	0.00	62,377.04
0000305668	MECHANICAL ENGINEER IV	63,550.50	63,550.50	0.00	61,106.53	0.00	6,110.63	67,217.16
0000318190	TRANSIT POLICE OFFICER SR	46,841.60	48,713.60	1,872.00	47,078.06	5,945.28	2,995.16	56,018.50
0000315197	*RAIL OPERATOR	40,643.20	40,643.20	0.00	44,140.62	8,451.96	2,735.60	55,328.18
0000321780	*BUS OPERATOR	34,548.80	37,606.40	3,057.60	34,296.83	1,853.77	0.00	36,150.60
0000306020	*BUS OPERATOR	40,643.20	40,643.20	0.00	43,130.46	9,160.35	0.00	52,290.81
0000318849	CONTRACT PROFESSIONAL (DATE LAST EMPLOYED 17-SEP-10)	0.00	0.00	0.00	40,162.50	0.00	0.00	40,162.50
0000317200	*STRUCTURAL INSPECTOR	43,118.40	43,118.40	0.00	45,778.48	4,602.10	0.00	50,380.58
0000322669	*JOURNEYMAN ELEC POWER ELECT	42,390.40	43,804.80	1,414.40	47,152.75	10,725.88	225.00	58,103.63
0000305683	*JOURNEYMAN RAIL CAR MECHANIC	43,804.80	43,804.80	0.00	47,148.31	5,907.34	1,909.80	54,965.45
0000302809	*AA INSPECTOR (DATE LAST EMPLOYED 01-APR-11)	43,804.80	43,804.80	0.00	33,477.47	292.23	0.00	33,769.70
0000304675	*AA INSPECTOR	43,804.80	43,804.80	0.00	48,306.61	25,611.72	1,895.40	75,813.73
0000322164	BENEFITS-CUSTOMER SVC REP	40,000.22	40,000.22	0.00	38,462.06	0.00	1,910.59	40,372.65
0000322095	TRANSIT POLICE OFFICER	41,641.60	43,305.60	1,664.00	42,114.00	29,009.70	800.80	71,924.50
0000317108	*JOURNEYMAN ET-HVAC	43,804.80	43,804.80	0.00	46,350.66	3,056.34	225.00	49,632.00
0000306251	TRANSIT POLICE OFFICER SPECIAL	52,686.40	54,787.20	2,100.80	55,994.86	15,714.59	0.00	71,709.45
0000323598	*BUS OPERATOR	31,491.20	34,548.80	3,057.60	28,235.17	1,532.08	0.00	29,767.25
0000322096	OFFICE ADMINISTRATOR II	33,715.50	51,021.88	17,306.38	33,050.10	1,291.60	402.52	34,744.22
0000315131	FARE COLLECTION COORDINATOR OP	48,184.50	48,184.50	0.00	48,295.95	4,716.62	0.00	53,012.57
0000321042	*JOURNEYMAN SUPPORT EQUIPMENT	42,390.40	43,804.80	1,414.40	46,237.21	2,479.83	225.00	48,942.04
0000323252	*BUS OPERATOR	31,491.20	34,548.80	3,057.60	36,978.24	3,182.08	0.00	40,160.32
0000323207	TRANSIT POLICE OFFICER SR	43,305.60	45,032.00	1,726.40	45,913.14	29,223.69	1,873.80	77,010.63
0000306541	*RAIL OPERATOR	40,643.20	40,643.20	0.00	47,694.35	34,636.74	0.00	82,331.09
0000325278	TRANSIT POLICE OFFICER	40,040.00	41,641.60	1,601.60	41,665.67	12,087.15	0.00	53,752.82

## MARTOC REPORT

EE NUMBER	TITLE	FY 10	FY 11	DIFFERENCE	REGULAR	OVERTIME	OTHER	TOTAL
		BASE SALARY	BASE SALARY	+/-	EARNINGS	EARNINGS	EARNINGS	EARNINGS
0000304331	*MATERIAL CONTROLLER	42,369.60	42,369.60	0.00	45,705.28	1,734.02	0.00	47,439.30
0000303185	*BUS OPERATOR	40,643.20	40,643.20	0.00	39,436.00	696.73	0.00	40,132.73
0000302015	*BUS OPERATOR	40,643.20	40,643.20	0.00	42,537.91	12,179.91	1,191.94	55,909.76
0000314952	*TRACK WALKER	43,118.40	43,118.40	0.00	39,997.14	310.97	0.00	40,308.11
0000305205	*SERVICEPERSON I	31,824.00	31,824.00	0.00	34,136.14	7,609.39	612.00	42,357.53
0000304020	MGR REVENUE ADMINISTRATION	74,834.76	74,834.76	0.00	71,956.70	0.00	0.00	71,956.70
0000323026	*INSPECTOR	40,206.40	40,206.40	0.00	43,660.03	7,096.60	998.20	51,754.83
0000304439	TRANSIT POLICE OFFICER SPECIAL	56,971.20	56,971.20	0.00	58,737.86	11,154.64	0.00	69,892.50
0000304363	*AA INSPECTOR	43,804.80	43,804.80	0.00	46,935.08	15,637.20	0.00	62,572.28
0000306605	*BUS OPERATOR	40,643.20	40,643.20	0.00	44,061.25	25,171.60	3,986.16	73,219.01
0000304371	*MATERIAL CONTROLLER	42,369.60	42,369.60	0.00	44,918.97	870.83	0.00	45,789.80
0000304053	*AA INSPECTOR	43,804.80	43,804.80	0.00	47,419.39	11,145.13	225.00	58,789.52
0000304060	*TRACK MAINTAINER	43,118.40	43,118.40	0.00	39,636.84	2,176.68	0.00	41,813.52
0000305360	*BUS OPERATOR (DATE LAST EMPLOYED 01-APR-11)	40,643.20	40,643.20	0.00	37,793.59	9,889.88	2,149.40	49,832.87
0000302848	*BUS OPERATOR	40,643.20	40,643.20	0.00	23,116.74	1,091.22	0.00	24,207.96
0000322333	*INSPECTOR	39,228.80	40,206.40	977.60	43,642.23	7,771.26	1,713.60	53,127.09
0000320034	*JOURNEYMAN ET-TELEPHONE MAINT	43,804.80	43,804.80	0.00	45,626.73	2,495.64	1,783.44	49,905.81
0000304531	*BUS OPERATOR	40,643.20	40,643.20	0.00	44,166.92	9,364.12	0.00	53,531.04
0000306233	SCHEDULE DISTRIBUTION CLERK	27,105.00	27,105.00	0.00	26,166.75	823.58	3,127.50	30,117.83
0000322365	*PT BUS OPERATOR	0.00	0.00	0.00	23,334.43	2,192.71	622.44	26,149.58
0000321361	*SERVICEPERSON IV	34,008.00	34,008.00	0.00	37,678.83	9,871.39	0.00	47,550.22
0000324946	*MOBILITY OPERATOR	23,358.40	23,358.40	0.00	20,465.00	1,507.69	0.00	21,972.69
0000323675	*MOBILITY OPERATOR	23,358.40	24,564.80	1,206.40	24,126.81	1,086.60	0.00	25,213.41
0000315958	*JOURNEYMAN ET-LABORATORY	43,804.80	43,804.80	0.00	45,789.24	1,010.88	0.00	46,800.12
0000306034	SUPV ACCOUNTING	68,510.00	68,510.00	0.00	65,875.15	0.00	7,378.41	73,253.56
0000325029	TRANSIT POLICE OFFICER SR	40,040.00	41,641.60	1,601.60	41,202.33	6,192.63	0.00	47,394.96
0000323007	TRANSIT POLICE OFFICER SR	45,032.00	46,841.60	1,809.60	45,449.60	10,592.80	519.60	56,562.00
0000304773	CONTRACT PROFESSIONAL	0.00	0.00	0.00	59,946.25	81.25	0.00	60,027.50
0000320556	SR RIGHT OF WAY SPECIALIST	70,963.36	70,963.36	0.00	68,234.57	0.00	3,045.25	71,279.82
0000303355	*BUS OPERATOR	40,643.20	40,643.20	0.00	39,279.27	9,906.00	879.30	50,064.57
0000320313	SR BUYER	55,070.34	55,070.34	0.00	50,622.63	0.00	0.00	50,622.63
0000303078	*BUS OPERATOR	40,643.20	40,643.20	0.00	42,594.03	2,118.86	164.14	44,877.03
0000305562	SUPV RISK MGMT DATA MAINT	42,684.46	42,684.46	0.00	41,043.03	0.00	0.00	41,043.03
0000304943	*RAIL OPERATOR	40,643.20	40,643.20	0.00	42,470.54	18,167.65	0.00	60,638.19
0000302691	MGR SPECIAL PROJECTS & ANALYSI	84,105.84	84,105.84	0.00	80,871.21	0.00	8,005.60	88,876.81

## MARTOC REPORT

EE NUMBER	TITLE	FY 10	FY 11	DIFFERENCE	REGULAR	OVERTIME	OTHER	TOTAL
		BASE SALARY	BASE SALARY	+/-	EARNINGS	EARNINGS	EARNINGS	EARNINGS
0000321874	MGR RADIO AFC GATE SYSTEMS	85,482.80	85,482.80	0.00	82,195.46	0.00	0.00	82,195.46
0000304057	*JOURNEYMAN ET-HVAC	43,804.80	43,804.80	0.00	46,082.40	481.75	3,369.60	49,933.75
0000304991	*JOURNEYMAN ELEC POWER ELECT	43,804.80	43,804.80	0.00	45,871.08	8,031.83	0.00	53,902.91
0000303978	CLAIMS ADJUSTER III-WKRS COMP	59,269.34	59,269.34	0.00	57,421.73	0.00	3,178.67	60,600.40
0000305816	*INSPECTOR	43,118.40	43,118.40	0.00	41,668.72	8,108.07	0.00	49,776.79
0000320434	*SERVICEPERSON I	31,824.00	31,824.00	0.00	33,570.75	1,749.95	0.00	35,320.70
0000322543	*BUS OPERATOR	34,548.80	37,606.40	3,057.60	25,221.19	957.68	0.00	26,178.87
0000305108	*BUS OPERATOR	40,643.20	40,643.20	0.00	43,551.81	10,004.22	1,094.24	54,650.27
0000302704	SUPV RAIL LINE	50,731.20	50,731.20	0.00	47,072.77	14,707.33	2,030.96	63,811.06
0000323522	*BUS OPERATOR	31,491.20	34,548.80	3,057.60	26,491.48	954.16	0.00	27,445.64
0000305909	*JOURNEYMAN ET-HVAC	43,804.80	43,804.80	0.00	45,867.58	1,986.10	421.20	48,274.88
0000305620	*AA INSPECTOR	43,804.80	43,804.80	0.00	45,588.15	71.09	225.00	45,884.24
0000306577	*REPROGRAPHICS SPEC II	32,760.00	32,760.00	0.00	34,276.02	838.87	0.00	35,114.89
0000302300	*MOBILITY OPERATOR	30,409.60	30,409.60	0.00	26,668.08	6,666.80	0.00	33,334.88
0000319275	*TRACK MAINTAINER	43,118.40	43,118.40	0.00	46,005.59	1,477.02	0.00	47,482.61
0000321240	SR DEVELOPMENT ASSOCIATE	72,000.24	72,000.24	0.00	68,954.17	0.00	2,769.24	71,723.41
0000302111	*JOURNEYMAN ET-RADIO MAINT	43,804.80	43,804.80	0.00	45,826.82	10,029.87	1,684.80	57,541.49
0000319274	*JOURNEYMAN ET-HVAC	43,804.80	43,804.80	0.00	46,118.29	710.81	225.00	47,054.10
0000322925	*JOURNEYMAN ET-TRAIN CONTROL	42,390.40	43,804.80	1,414.40	45,503.02	4,293.17	225.00	50,021.19
0000321023	*BUS OPERATOR	40,643.20	40,643.20	0.00	44,642.11	5,263.58	208.00	50,113.69
0000320575	*MOBILITY OPERATOR	27,414.40	28,766.40	1,352.00	27,853.64	1,001.16	0.00	28,854.80
0000306341	*RAIL STATION CLEANER	28,412.80	28,412.80	0.00	29,674.32	4,425.84	218.56	34,318.72
0000306012	*BUS OPERATOR	40,643.20	40,643.20	0.00	41,690.22	1,008.65	1,563.20	44,262.07
0000306132	*STATION AGENT	37,169.60	37,169.60	0.00	39,303.22	9,736.99	0.00	49,040.21
0000320016	*BUS OPERATOR	34,548.80	37,606.40	3,057.60	34,284.48	2,005.03	0.00	36,289.51
0000322249	*BUS OPERATOR	34,548.80	37,606.40	3,057.60	33,467.74	3,776.59	0.00	37,244.33
0000323527	*BUS OPERATOR	32,531.20	34,548.80	2,017.60	30,846.10	5,240.87	0.00	36,086.97
0000318109	TRANSIT POLICE OFFICER SR	50,668.80	52,686.40	2,017.60	50,737.79	6,646.24	0.00	57,384.03
0000317521	TRANSIT POLICE OFFICER SPECIAL	50,668.80	52,686.40	2,017.60	54,623.10	34,357.15	2,923.20	91,903.45
0000303152	*SERVICEPERSON I	31,824.00	31,824.00	0.00	34,560.74	4,727.72	0.00	39,288.46
0000321926	ENTERPRISE TELE ENGINEER	68,040.96	68,040.96	0.00	65,424.09	0.00	3,360.53	68,784.62
0000323429	*BUS OPERATOR (DATE LAST EMPLOYED 24-JUL-11)	31,491.20	34,548.80	3,057.60	29,728.29	6,494.19	276.89	36,499.37
0000323612	*BUS OPERATOR	31,491.20	34,548.80	3,057.60	23,456.27	349.05	0.00	23,805.32
0000317429	MGR CLIENT TECHNOLOGIES	83,000.06	92,349.14	9,349.08	81,404.19	0.00	8,460.60	89,864.79

## MARTOC REPORT

EE NUMBER	TITLE	FY 10	FY 11	DIFFERENCE	REGULAR	OVERTIME	OTHER	TOTAL
		BASE SALARY	BASE SALARY	+/-	EARNINGS	EARNINGS	EARNINGS	EARNINGS
0000303133	*BUS OPERATOR	40,643.20	40,643.20	0.00	44,504.64	15,720.93	0.00	60,225.57
0000323608	*BUS OPERATOR	31,491.20	34,548.80	3,057.60	30,615.72	2,624.65	0.00	33,240.37
0000305426	*BUS OPERATOR	40,643.20	40,643.20	0.00	42,570.26	3,270.84	156.72	45,997.82
0000304241	*BUS OPERATOR	40,643.20	40,643.20	0.00	41,282.54	1,105.11	0.00	42,387.65
0000302327	*RAIL OPERATOR	40,643.20	40,643.20	0.00	45,570.27	19,676.27	1,563.20	66,809.74
0000305215	*BUS OPERATOR	40,643.20	40,643.20	0.00	43,489.96	39,984.13	3,126.40	86,600.49
0000306022	*BUS OPERATOR	40,643.20	40,643.20	0.00	42,879.74	12,111.00	0.00	54,990.74
0000321296	PARKING SERVICES ADMINISTRATOR	51,304.50	51,304.50	0.00	49,331.52	0.00	4,606.38	53,937.90
0000315535	*SR TRAFFIC CHECKER	32,427.20	32,427.20	0.00	34,582.78	6,507.06	0.00	41,089.84
0000302655	TRANSIT POLICE OFFICER SPECIAL	56,971.20	56,971.20	0.00	57,272.50	18,673.17	0.00	75,945.67
0000303550	*INSPECTOR	43,118.40	43,118.40	0.00	45,718.47	264.33	829.20	46,812.00
0000322681	*INSPECTOR	41,267.20	41,662.40	395.20	44,681.03	10,097.00	225.00	55,003.03
0000305896	*BUS OPERATOR	40,643.20	40,643.20	0.00	42,873.84	8,467.24	0.00	51,341.08
0000305262	*JOURNEYMAN ET-RAIL CAR MAINT	43,804.80	43,804.80	0.00	46,217.23	5,212.42	0.00	51,429.65
0000315425	MEDIA SALES REP PT	0.00	0.00	0.00	19,424.20	1,657.50	0.00	21,081.70
0000302842	*BUS OPERATOR	40,643.20	40,643.20	0.00	43,308.04	12,062.64	3,126.40	58,497.08
0000304638	FOREMAN TRACK & STRCT	54,454.40	54,454.40	0.00	54,454.40	13,901.58	6,283.20	74,639.18
0000303989	*BUS OPERATOR	40,643.20	40,643.20	0.00	31,801.97	6,081.62	0.00	37,883.59
0000303655	*SERVICEPERSON IV	41,662.40	34,008.00	-7,654.40	38,784.15	9,073.20	1,635.00	49,492.35
0000322574	*HOSTLER JUNIOR APPRENTICE	32,281.60	30,680.00	-1,601.60	33,327.21	93.12	0.00	33,420.33
0000305352	PROGRAM ADMIN MAINT OPERATIONS	76,253.32	76,253.32	0.00	73,321.34	0.00	5,865.67	79,187.01
0000302551	*SERVICEPERSON V	43,118.40	43,118.40	0.00	45,322.73	2,363.22	2,487.60	50,173.55
0000314884	CUSTOMER CARE FIELD REP	34,710.00	34,710.00	0.00	25,258.20	0.00	0.00	25,258.20
0000317547	WEB DEVELOPER III	63,557.26	73,760.18	10,202.92	64,252.46	0.00	7,148.00	71,400.46
0000318490	BREEZE CARD FULFILLMENT AGENT	27,631.50	27,631.50	0.00	22,687.08	2,451.26	0.00	25,138.34
0000311292	DISPATCHER RADIO COMMUNICATION	48,588.80	48,588.80	0.00	48,401.92	18,320.08	4,858.88	71,580.88
0000322695	*BUS OPERATOR	34,548.80	37,606.40	3,057.60	38,219.20	3,351.08	0.00	41,570.28
0000321366	*BUS OPERATOR	34,548.80	37,606.40	3,057.60	38,986.90	1,365.82	0.00	40,352.72
0000305449	*JOURNEYMAN BODY REPAIR	43,804.80	43,804.80	0.00	46,018.95	0.00	225.00	46,243.95
0000305153	SUPV MOBILITY RESERVATIONS	53,244.88	53,244.88	0.00	51,197.38	0.00	5,638.16	56,835.54
0000317106	DIR RAIL TRANSPORTATION	109,720.26	109,720.26	0.00	105,500.55	0.00	6,470.69	111,971.24
0000303859	*BUS OPERATOR	40,643.20	40,643.20	0.00	43,478.19	14,943.00	1,954.00	60,375.19
0000302356	ASST SUPT MOBILITY DISPATCH	46,312.50	46,312.50	0.00	44,531.58	0.00	5,343.75	49,875.33
0000303451	SUPV BUS & RAIL STORES	55,848.00	55,848.00	0.00	55,848.00	107.40	5,155.20	61,110.60
0000305936	*TRACK WALKER	43,118.40	43,118.40	0.00	45,894.62	1,865.73	829.20	48,589.55

## MARTOC REPORT

EE NUMBER	TITLE	FY 10 BASE SALARY	FY 11 BASE SALARY	DIFFERENCE +/-	REGULAR EARNINGS	OVERTIME EARNINGS	OTHER EARNINGS	TOTAL EARNINGS
0000322539	*BUS OPERATOR	34,548.80	37,606.40	3,057.60	29,488.52	2,084.11	0.00	31,572.63
0000315092	*BUS OPERATOR	40,643.20	40,643.20	0.00	43,207.19	3,617.84	0.00	46,825.03
0000321620	*BUS OPERATOR	34,548.80	37,606.40	3,057.60	40,913.66	17,727.06	0.00	58,640.72
0000303991	CONTRACT SPECIALIST III	73,048.04	73,048.04	0.00	70,238.76	0.00	0.00	70,238.76
0000305576	*BUS OPERATOR	40,643.20	40,643.20	0.00	32,839.04	1,806.40	0.00	34,645.44
0000306239	TRANSIT POLICE OFFICER SR (DATE LAST EMPLOYED 01-APR-11)	54,787.20	54,787.20	0.00	43,868.81	12,228.41	21,956.77	78,053.99
0000307138	*JOURNEYMAN ET-RADIO MAINT	43,804.80	43,804.80	0.00	45,379.21	1,405.76	1,909.80	48,694.77
0000317451	CONTRACT PROFESSIONAL	0.00	0.00	0.00	118,592.50	97.50	0.00	118,690.00
0000303980	*SERVICEPERSON I (A)	32,281.60	32,281.60	0.00	34,128.98	4,498.86	1,862.40	40,490.24
0000302455	*BUS OPERATOR	40,643.20	40,643.20	0.00	42,838.76	2,500.49	0.00	45,339.25
0000304335	*SERVICEPERSON I	31,824.00	31,824.00	0.00	33,413.22	9,633.35	1,713.60	44,760.17
0000303059	*SERVICEPERSON V	43,118.40	43,118.40	0.00	45,133.98	2,122.24	3,482.64	50,738.86
0000304657	*BUS OPERATOR	40,643.20	40,643.20	0.00	28,611.68	3,467.73	208.00	32,287.41
0000320831	*BUS OPERATOR	40,643.20	40,643.20	0.00	43,589.32	15,561.16	0.00	59,150.48
0000304498	*RAIL OPERATOR	40,643.20	40,643.20	0.00	42,263.93	11,065.84	1,954.00	55,283.77
0000306977	TRANSIT POLICE OFFICER SR	54,787.20	54,787.20	0.00	54,800.37	21,859.00	2,634.00	79,293.37
0000306614	ACCOUNTING SPECIALIST II	36,972.00	36,972.00	0.00	35,692.20	746.55	1,187.29	37,626.04
0000323661	*SERVICEPERSON I (A)	30,846.40	32,281.60	1,435.20	34,123.80	1,024.32	620.80	35,768.92
0000303446	TRANSIT POLICE SERGEANT	65,936.00	65,936.00	0.00	68,297.65	25,249.14	2,536.00	96,082.79
0000304918	*JOURNEYMAN RAIL CAR MECHANIC	43,804.80	43,804.80	0.00	46,421.83	8,166.04	225.00	54,812.87
0000323622	*BUS OPERATOR	31,491.20	34,548.80	3,057.60	27,803.75	2,249.22	134.88	30,187.85
0000306340	*BUS OPERATOR	40,643.20	40,643.20	0.00	42,570.57	1,201.20	1,563.20	45,334.97
0000303199	ORG LEARNING SPECIALIST III	60,204.30	60,204.30	0.00	57,873.68	0.00	2,315.25	60,188.93
0000305241	*BUS OPERATOR	40,643.20	40,643.20	0.00	42,772.30	2,539.25	0.00	45,311.55
0000303704	*CUSTOMER INFORMATION OPERATOR	31,699.20	31,699.20	0.00	31,641.31	851.55	0.00	32,492.86
0000304204	*BUS OPERATOR	40,643.20	40,643.20	0.00	43,734.79	5,361.77	0.00	49,096.56
0000306147	*BUS OPERATOR	40,643.20	40,643.20	0.00	38,325.08	2,327.94	0.00	40,653.02
0000322938	PERFORMANCE ANALYST	66,700.40	66,700.40	0.00	64,135.11	0.00	3,078.48	67,213.59
0000306317	*MOBILITY OPERATOR	30,409.60	30,409.60	0.00	16,931.14	7,061.55	0.00	23,992.69
0000303877	*BUS OPERATOR	40,643.20	40,643.20	0.00	43,281.97	6,910.51	781.60	50,974.08
0000319049	*SERVICEPERSON I (A) (DATE LAST EMPLOYED 20-APR-11)	32,281.60	32,281.60	0.00	20,634.00	0.00	0.00	20,634.00
0000305519	SUPV PARKING SERVICES	28,957.50	28,957.50	0.00	28,957.76	2,086.49	1,002.39	32,046.64
0000321871	AUDITOR II	52,099.32	52,099.32	0.00	50,095.66	0.00	0.00	50,095.66
0000325272	TRANSIT POLICE OFFICER	26,561.60	35,609.60	9,048.00	26,561.60	12,163.52	2,094.28	40,819.40

## MARTOC REPORT

EE NUMBER	TITLE	FY 10	FY 11	DIFFERENCE	REGULAR	OVERTIME	OTHER	TOTAL
		BASE SALARY	BASE SALARY	+/-	EARNINGS	EARNINGS	EARNINGS	EARNINGS
0000304785	*BUS OPERATOR	40,643.20	40,643.20	0.00	43,640.67	15,494.34	1,954.00	61,089.01
0000303465	*JOURNEYMAN RAIL CAR MECHANIC	43,804.80	43,804.80	0.00	46,539.78	1,263.60	0.00	47,803.38
0000305434	*RAIL OPERATOR	40,643.20	40,643.20	0.00	45,729.71	15,300.55	781.60	61,811.86
0000302938	RAIL SERVICES CONTROLLER	51,743.64	55,120.00	3,376.36	51,811.63	424.25	3,258.88	55,494.76
0000315438	AUDIT COORDINATOR	45,430.58	45,430.58	0.00	43,579.78	0.00	0.00	43,579.78
0000305145	MGR SYSTEM SAFETY PROGRAMS (DATE LAST EMPLOYED 01-JUL-11)	101,822.24	101,822.24	0.00	97,951.73	0.00	9,033.47	106,985.20
0000304929	*BUS OPERATOR	40,643.20	40,643.20	0.00	41,768.44	1,760.40	0.00	43,528.84
0000302953	TRANSIT POLICE OFFICER SR (DATE LAST EMPLOYED 29-MAR-11)	54,787.20	54,787.20	0.00	9,139.98	118.53	14,741.71	24,000.22
0000306442	*BUS OPERATOR	40,643.20	40,643.20	0.00	41,222.42	1,663.68	0.00	42,886.10
0000304268	*BUS OPERATOR	40,643.20	40,643.20	0.00	43,127.13	7,752.05	5,862.00	56,741.18
0000304176	*JOURNEYMAN SUPPORT EQUIPMENT (DATE LAST EMPLOYED 01-MAY-11)	43,804.80	43,804.80	0.00	38,727.61	2,211.30	646.20	41,585.11
0000316339	*JOURNEYMAN ELEC POWER ELECT	39,603.20	41,392.00	1,788.80	37,011.19	8,152.89	1,256.66	46,420.74
0000321224	TRANSIT POLICE OFFICER SPECIAL	48,713.60	50,668.80	1,955.20	50,260.60	39,049.86	974.40	90,284.86
0000325097	MGR RETAIL DEV & CONCESSIONS	95,000.10	95,000.10	0.00	91,346.54	0.00	0.00	91,346.54
0000303734	*RAIL OPERATOR	40,643.20	40,643.20	0.00	40,077.19	8,933.51	0.00	49,010.70
0000303145	*BUS OPERATOR	40,643.20	40,643.20	0.00	29,735.40	1,166.58	0.00	30,901.98
0000318974	RESEARCH SURVEYOR	0.00	0.00	0.00	21,825.00	5,688.00	0.00	27,513.00
0000305939	CUSTOMER CARE REP	39,663.00	39,663.00	0.00	39,663.00	0.00	0.00	39,663.00
0000321098	*BUS OPERATOR	37,606.40	40,643.20	3,036.80	27,852.83	1,239.72	0.00	29,092.55
0000321356	*INSPECTOR	41,392.00	43,118.40	1,726.40	40,718.93	5,097.29	1,263.74	47,079.96
0000321411	*BUS OPERATOR (DATE LAST EMPLOYED 14-JUN-11)	34,548.80	37,606.40	3,057.60	30,126.61	2,764.98	0.00	32,891.59
0000303916	SVC DESK SUPPORT AGENT	40,852.50	45,006.00	4,153.50	41,825.92	314.25	4,902.30	47,042.47
0000305583	TRANSIT POLICE OFFICER SR	54,787.20	54,787.20	0.00	55,656.17	15,596.64	632.16	71,884.97
0000304280	FOREMAN PAINT SHOP FACILITIES	54,993.54	54,993.54	0.00	54,464.93	2,696.83	7,931.78	65,093.54
0000320449	CONTRACT EMP ADMIN SUPPORT	0.00	0.00	0.00	23,393.50	399.75	0.00	23,793.25
0000317606	*PT MOBILITY OPERATOR	0.00	0.00	0.00	20,509.06	37.62	0.00	20,546.68
0000322496	TRANSIT POLICE OFFICER SR	43,305.60	45,032.00	1,726.40	46,303.34	18,914.65	0.00	65,217.99
0000303168	BUS/RAIL APC AFC ANALYST III	59,618.00	59,618.00	0.00	57,325.16	0.00	2,608.83	59,933.99
0000303125	MAINTENANCE PLANNER BUS	54,995.20	54,995.20	0.00	54,995.20	9,796.02	8,460.80	73,252.02
0000304134	TRANSIT POLICE SERGEANT	65,936.00	65,936.00	0.00	68,757.30	53,256.13	7,269.77	129,283.20
0000302110	*BUS OPERATOR	40,643.20	40,643.20	0.00	43,437.40	4,867.87	0.00	48,305.27
0000303920	*BUS OPERATOR	40,643.20	40,643.20	0.00	43,702.80	14,900.36	0.00	58,603.16
0000319937	*SERVICEPERSON I	31,824.00	31,824.00	0.00	33,707.75	3,912.99	474.30	38,095.04
0000304349	CONTRACT SPECIALIST III	69,281.94	69,281.94	0.00	66,617.63	0.00	5,862.36	72,479.99



## MARTOC REPORT

EE NUMBER	TITLE	FY 10	FY 11	DIFFERENCE	REGULAR	OVERTIME	OTHER	TOTAL
		BASE SALARY	BASE SALARY	+/-	EARNINGS	EARNINGS	EARNINGS	EARNINGS
0000319098	ACCOUNTANT III	55,762.72	55,762.72	0.00	53,618.40	0.00	4,717.12	58,335.52
0000302833	DEPARTMENT ADMINISTRATOR	59,340.58	59,340.58	0.00	57,073.70	0.00	4,564.68	61,638.38
0000306119	*BUS OPERATOR	40,643.20	40,643.20	0.00	43,332.03	14,972.51	1,563.20	59,867.74
0000323699	*SERVICEPERSON I (A)	32,281.60	32,281.60	0.00	29,676.11	2,093.19	0.00	31,769.30
0000305230	HUMAN RESOURCES PROC COORD	50,779.56	50,779.56	0.00	48,826.86	0.00	2,525.97	51,352.83
0000305810	*BUS OPERATOR	40,643.20	40,643.20	0.00	42,583.20	515.62	4,419.37	47,518.19
0000323321	*MOBILITY OPERATOR	23,358.40	24,564.80	1,206.40	20,836.64	2,718.05	0.00	23,554.69
0000320150	*MOBILITY OPERATOR	37,169.60	28,766.40	-8,403.20	32,578.34	1,186.87	208.00	33,973.21
0000305188	*BUS DISPATCHER (BLOCKOUT)	41,662.40	41,662.40	0.00	43,602.11	5,055.16	0.00	48,657.27
0000324278	POLICE ADMINISTRATOR	55,580.20	55,580.20	0.00	48,091.51	0.00	5,470.00	53,561.51
0000320529	DBE COORDINATOR	46,522.06	46,522.06	0.00	44,733.13	0.00	0.00	44,733.13
0000302534	*BUS OPERATOR	40,643.20	40,643.20	0.00	28,725.63	5,203.48	0.00	33,929.11
0000319966	*RAIL STATION CLEANER	28,412.80	28,412.80	0.00	30,250.36	5,061.03	655.68	35,967.07
0000321357	FOREMAN BUILDINGS SUPP EQUIP	53,248.00	53,248.00	0.00	52,992.00	7,040.00	1,536.00	61,568.00
0000318193	TRANSIT POLICE OFFICER SR	50,668.80	50,668.80	0.00	50,545.57	23,229.28	3,822.40	77,597.25
0000302790	*BUS OPERATOR	40,643.20	40,643.20	0.00	42,890.89	624.44	0.00	43,515.33
0000302940	*BUS OPERATOR	40,643.20	40,643.20	0.00	42,666.00	905.79	0.00	43,571.79
0000320338	MGR REGIONAL PLANNING & ANALYS	81,094.00	81,094.00	0.00	77,975.67	0.00	0.00	77,975.67
0000318107	TRANSIT POLICE OFFICER SR	50,668.80	50,668.80	0.00	50,102.11	16,372.12	6,464.40	72,938.63
0000319661	*BUS OPERATOR	37,606.40	40,643.20	3,036.80	40,008.44	5,722.27	0.00	45,730.71
0000304284	SUPT RAIL TRANSPORTATION	68,985.28	68,985.28	0.00	66,332.31	0.00	9,286.53	75,618.84
0000323599	*MOBILITY OPERATOR	23,358.40	24,564.80	1,206.40	24,650.19	2,267.99	0.00	26,918.18
0000325326	*JOURNEYMAN ET-RADIO MAINT	39,603.20	41,392.00	1,788.80	43,587.74	5,268.25	225.00	49,080.99
0000305586	*STATION AGENT	37,169.60	37,169.60	0.00	39,455.13	6,064.72	0.00	45,519.85
0000302579	*SERVICEPERSON I (A)	32,281.60	32,281.60	0.00	32,289.38	607.93	0.00	32,897.31
0000303641	*BUS OPERATOR	40,643.20	40,643.20	0.00	40,478.12	1,495.16	0.00	41,973.28
0000321430	*SERVICEPERSON VII GROUNDSKEEPR	32,281.60	32,281.60	0.00	34,205.78	582.00	0.00	34,787.78
0000316208	FOREMAN COMPUTER MAINTENANCE	53,830.40	53,830.40	0.00	53,830.40	12,474.16	0.00	66,304.56
0000305659	*JOURNEYMAN ELEC POWER ELECT (DATE LAST EMPLOYED 26-APR-11)	43,804.80	43,804.80	0.00	36,132.32	2,858.94	0.00	38,991.26
0000303676	*INSPECTOR	39,228.80	40,206.40	977.60	42,865.42	7,353.79	0.00	50,219.21
0000321413	*BUS OPERATOR	34,548.80	37,606.40	3,057.60	39,908.83	7,872.42	289.28	48,070.53
0000304161	RAIL CAR MAINT POL COORDINATOR	52,962.26	52,962.26	0.00	45,822.18	4,691.75	1,935.18	52,449.11
0000320483	*PT BUS OPERATOR	0.00	0.00	0.00	23,731.32	2,423.46	0.00	26,154.78
0000321542	*BUS OPERATOR	34,548.80	37,606.40	3,057.60	39,786.52	1,009.51	0.00	40,796.03
0000324691	*MOBILITY OPERATOR	23,358.40	23,358.40	0.00	19,828.24	884.43	0.00	20,712.67

## MARTOC REPORT

EE NUMBER	TITLE	FY 10 BASE SALARY	FY 11 BASE SALARY	DIFFERENCE +/-	REGULAR EARNINGS	OVERTIME EARNINGS	OTHER EARNINGS	TOTAL EARNINGS
0000303669	DEPARTMENT ADMINISTRATOR	51,021.88	55,580.20	4,558.32	52,809.82	0.00	1,853.82	54,663.64
0000317860	*BUS OPERATOR	40,643.20	40,643.20	0.00	43,414.12	5,279.72	0.00	48,693.84
0000303488	*BUS OPERATOR	40,643.20	40,643.20	0.00	32,968.01	862.94	0.00	33,830.95
0000317776	*STATION AGENT	37,169.60	37,169.60	0.00	39,809.71	24,231.81	0.00	64,041.52
0000303405	SUPV CAR REPAIR INSPECTION	57,054.40	57,054.40	0.00	57,246.41	23,507.52	0.00	80,753.93
0000302909	*REVENUE AGENT	41,308.80	41,308.80	0.00	39,518.44	253.22	0.00	39,771.66
0000303608	*BUS OPERATOR	40,643.20	40,643.20	0.00	44,199.49	7,872.18	508.04	52,579.71
0000305807	*JOURNEYMAN ET-RAIL CAR MAINT	43,804.80	43,804.80	0.00	37,773.91	608.11	0.00	38,382.02
0000322666	*BUS OPERATOR	34,548.80	37,606.40	3,057.60	37,766.57	3,080.23	0.00	40,846.80
0000303173	*BUS DISPATCHER (BLOCKOUT)	41,662.40	41,662.40	0.00	44,848.07	11,940.54	0.00	56,788.61
0000305756	*RAIL OPERATOR	40,643.20	40,643.20	0.00	42,750.99	11,796.27	0.00	54,547.26
0000304825	*BUS OPERATOR	40,643.20	40,643.20	0.00	44,319.76	15,964.41	781.60	61,065.77
0000315035	DIVISION DISPATCHER	40,643.20	48,048.00	7,404.80	48,832.70	2,331.87	2,772.00	53,936.57
0000303144	SUPV BUS MAINTENANCE	53,248.00	53,248.00	0.00	53,248.00	13,178.88	0.00	66,426.88
0000305607	*STATION AGENT	37,169.60	37,169.60	0.00	40,643.48	17,389.83	1,572.56	59,605.87
0000302566	*JOURNEYMAN AUTOMOTIVE TECH	43,804.80	43,804.80	0.00	46,640.22	7,881.73	1,278.00	55,799.95
0000321373	*BUS OPERATOR	34,548.80	37,606.40	3,057.60	39,881.27	5,315.48	0.00	45,196.75
0000303274	*RAIL OPERATOR	40,643.20	40,643.20	0.00	29,150.66	1,030.60	0.00	30,181.26
0000302369	TRANSIT POLICE LIEUTENANT	66,310.40	68,972.80	2,662.40	65,968.40	8,075.69	2,576.00	76,620.09
0000316340	*REVENUE AGENT	41,308.80	41,308.80	0.00	43,816.42	953.29	0.00	44,769.71
0000306060	TRANSIT POLICE OFFICER SR	54,787.20	54,787.20	0.00	55,208.64	22,619.49	5,900.16	83,728.29
0000304636	RAIL SERVICES CONTROLLER	58,323.20	58,323.20	0.00	58,323.20	4,051.78	6,449.20	68,824.18
0000304410	*MOBILITY OPERATOR	30,409.60	30,409.60	0.00	29,673.25	2,346.65	0.00	32,019.90
0000319072	*BUS OPERATOR	31,491.20	34,548.80	3,057.60	36,540.15	3,761.04	0.00	40,301.19
0000303192	*BUS OPERATOR	40,643.20	40,643.20	0.00	42,286.20	952.06	781.60	44,019.86
0000315162	*BUS OPERATOR	40,643.20	40,643.20	0.00	43,048.00	4,685.63	781.60	48,515.23
0000315012	*JOURNEYMAN ELEC POWER ELECT	43,804.80	43,804.80	0.00	44,107.92	15,749.31	0.00	59,857.23
0000305556	*BUS OPERATOR (DATE LAST EMPLOYED 01-APR-11)	40,643.20	40,643.20	0.00	32,123.55	7,477.95	0.00	39,601.50
0000304070	*BUS OPERATOR	40,643.20	40,643.20	0.00	41,817.20	13,341.17	1,563.20	56,721.57
0000304084	TRANSIT POLICE SERGEANT	60,964.80	63,398.40	2,433.60	63,424.44	11,440.32	0.00	74,864.76
0000306136	*TRANSPORTATION ASSISTANT	31,699.20	31,699.20	0.00	33,933.71	34.30	1,454.21	35,422.22
0000315064	*BUS OPERATOR	40,643.20	40,643.20	0.00	43,340.03	16,503.75	6,252.80	66,096.58
0000305259	*BUS OPERATOR	40,643.20	40,643.20	0.00	43,534.73	7,042.70	3,614.90	54,192.33
0000326196	QA ENGINEER	73,757.32	73,757.32	0.00	25,531.70	0.00	0.00	25,531.70

## MARTOC REPORT

EE NUMBER	TITLE	FY 10	FY 11	DIFFERENCE	REGULAR	OVERTIME	OTHER	TOTAL
		BASE SALARY	BASE SALARY	+/-	EARNINGS	EARNINGS	EARNINGS	EARNINGS
0000320319	*RAIL STATION CLEANER	28,412.80	28,412.80	0.00	29,050.34	1,854.35	0.00	30,904.69
0000322492	*RAIL STATION CLEANER	28,412.80	28,412.80	0.00	32,168.49	8,605.81	0.00	40,774.30
0000303693	EXECUTIVE ADMINISTRATOR	65,826.02	65,826.02	0.00	63,041.52	0.00	6,329.70	69,371.22
0000306036	FOREMAN TRACK & STRCT	43,118.40	52,104.00	8,985.60	51,625.59	8,115.40	0.00	59,740.99
0000318043	*SERVICEPERSON I	28,412.80	30,472.00	2,059.20	30,763.59	1,684.18	0.00	32,447.77
0000316415	*BUS OPERATOR	40,643.20	40,643.20	0.00	39,124.05	2,676.10	0.00	41,800.15
0000302962	*INSPECTOR	43,118.40	43,118.40	0.00	45,662.61	5,853.71	225.00	51,741.32
0000304113	*MATERIAL CONTROLLER	42,369.60	42,369.60	0.00	45,097.20	1,772.20	0.00	46,869.40
0000303702	*AA INSPECTOR	43,804.80	43,804.80	0.00	45,681.61	552.84	225.00	46,459.45
0000320035	*JOURNEYMAN ET-RAIL CAR MAINT	43,804.80	43,804.80	0.00	46,471.28	7,723.80	225.00	54,420.08
0000302929	*BUS OPERATOR	40,643.20	40,643.20	0.00	39,477.00	2,724.99	0.00	42,201.99
0000303716	SUPV BUS TRANSPORTATION	52,644.80	52,644.80	0.00	52,644.80	26,448.96	2,024.80	81,118.56
0000302698	*BUS OPERATOR	40,643.20	40,643.20	0.00	43,493.30	13,366.41	0.00	56,859.71
0000304441	TRANSIT POLICE OFFICER SR (DATE LAST EMPLOYED 01-FEB-11)	54,787.20	54,787.20	0.00	33,715.20	1,560.66	11,431.30	46,707.16
0000302169	*BUS OPERATOR	40,643.20	40,643.20	0.00	43,200.98	11,317.28	0.00	54,518.26
0000305183	DISPATCHER MOBILITY	39,811.20	39,811.20	0.00	38,739.36	555.06	1,110.12	40,404.54
0000302201	INSTRUCTOR RAIL OPERATIONS	64,188.80	64,188.80	0.00	61,720.00	1,481.28	0.00	63,201.28
0000302161	BREEZE CARD SPECIALIST	38,306.58	38,306.58	0.00	38,306.95	0.00	0.00	38,306.95
0000318740	SR EXECUTIVE ADMINISTRATOR	69,117.36	69,117.36	0.00	66,127.22	0.00	1,196.62	67,323.84
0000323946	SR REGIONAL PLANNER	70,076.50	70,076.50	0.00	67,381.80	0.00	0.00	67,381.80
0000316028	SUPV CAR REPAIR INSPECTION	53,248.00	53,248.00	0.00	53,043.20	18,508.80	1,433.60	72,985.60
0000302013	*JOURNEYMAN ET-TRAIN CONTROL	43,804.80	43,804.80	0.00	47,303.62	20,652.01	225.00	68,180.63
0000303028	*SERVICEPERSON V	43,118.40	43,118.40	0.00	46,538.44	2,627.53	2,278.65	51,444.62
0000302609	LINE SUPERVISOR	53,497.60	53,497.60	0.00	53,497.60	30,709.68	5,975.53	90,182.81
0000304401	*JOURNEYMAN ET-RADIO MAINT	41,080.00	42,390.40	1,310.40	42,256.85	1,196.65	0.00	43,453.50
0000319030	*BUS OPERATOR	40,643.20	40,643.20	0.00	41,035.15	6,285.03	0.00	47,320.18
0000320107	TRANSIT POLICE OFFICER SR	48,713.60	50,668.80	1,955.20	50,669.17	28,548.44	0.00	79,217.61
0000303905	*JOURNEYMAN SUPPORT EQUIPMENT	43,804.80	43,804.80	0.00	46,348.03	7,194.66	3,495.96	57,038.65
0000305242	*BUS OPERATOR	40,643.20	40,643.20	0.00	34,147.19	556.91	0.00	34,704.10
0000306638	*BUS OPERATOR	40,643.20	40,643.20	0.00	44,227.92	31,140.10	1,019.02	76,387.04
0000316658	*BUS OPERATOR	40,643.20	40,643.20	0.00	43,481.44	5,371.50	3,126.40	51,979.34
0000303021	SUPV RAIL YARD TOWER	52,686.40	52,686.40	0.00	52,686.40	2,488.69	2,026.40	57,201.49
0000303134	*STRUCTURAL INSPECTOR	43,118.40	43,118.40	0.00	46,243.08	5,534.95	1,658.40	53,436.43
0000322356	*TRAFFIC CHECKER	23,628.80	23,628.80	0.00	24,180.96	6,530.58	0.00	30,711.54
0000323247	*BUS OPERATOR	31,491.20	34,548.80	3,057.60	37,615.10	9,477.89	0.00	47,092.99

## MARTOC REPORT

EE NUMBER	TITLE	FY 10	FY 11	DIFFERENCE	REGULAR	OVERTIME	OTHER	TOTAL
		BASE SALARY	BASE SALARY	+/-	EARNINGS	EARNINGS	EARNINGS	EARNINGS
0000306640	*JOURNEYMAN ELEC POWER ELECT	43,804.80	43,804.80	0.00	45,503.79	2,803.67	842.40	49,149.86
0000306624	*BUS OPERATOR	40,643.20	40,643.20	0.00	43,163.21	2,407.94	0.00	45,571.15
0000320591	FARE COLLECTION PROCESSOR	22,483.50	22,483.50	0.00	19,854.96	1,405.33	86.48	21,346.77
0000305085	*BUS OPERATOR	40,643.20	40,643.20	0.00	44,005.52	13,672.64	0.00	57,678.16
0000317324	*JOURNEYMAN SUPPORT EQUIPMENT	43,804.80	43,804.80	0.00	45,816.27	3,437.97	1,790.10	51,044.34
0000321221	TRANSIT POLICE OFFICER	45,032.00	45,032.00	0.00	27,852.73	7,152.70	0.00	35,005.43
0000320853	*SERVICEPERSON I (A)	32,281.60	32,281.60	0.00	34,477.58	0.00	0.00	34,477.58
0000303296	*AA INSPECTOR	43,804.80	43,804.80	0.00	47,732.74	12,047.01	1,684.80	61,464.55
0000320590	*BUS OPERATOR	40,643.20	40,643.20	0.00	43,671.87	13,165.05	1,954.00	58,790.92
0000303095	*RAIL STATION CLEANER	28,412.80	28,412.80	0.00	30,788.83	9,399.80	502.15	40,690.78
0000305029	*HOSTLER JUNIOR APPRENTICE	34,008.00	30,680.00	-3,328.00	34,082.65	5,123.83	0.00	39,206.48
0000306256	*AA INSPECTOR	43,804.80	43,804.80	0.00	43,254.07	1,018.85	0.00	44,272.92
0000302874	*RAIL OPERATOR	40,643.20	40,643.20	0.00	43,185.03	7,715.34	0.00	50,900.37
0000306145	SUPV RAIL LINE	43,368.00	48,048.00	4,680.00	45,708.00	11,870.76	6,018.00	63,596.76
0000305298	SUPV BUS MAINTENANCE (DATE LAST EMPLOYED 01-JAN-11)	60,361.60	60,361.60	0.00	31,573.76	5,122.03	4,740.43	41,436.22
0000305893	SUPT RAIL LINE	71,282.38	71,282.38	0.00	71,462.80	0.00	8,729.16	80,191.96
0000304524	SUPV RAIL LINE	52,790.40	52,790.40	0.00	52,790.40	9,619.03	9,695.16	72,104.59
0000322235	*MOBILITY OPERATOR	24,564.80	26,083.20	1,518.40	27,274.87	11,187.11	0.00	38,461.98
0000303047	*BUS OPERATOR	40,643.20	40,643.20	0.00	39,997.82	8,324.72	0.00	48,322.54
0000303962	*BUS OPERATOR	40,643.20	40,643.20	0.00	40,645.59	2,649.99	2,974.59	46,270.17
0000302047	*RAIL OPERATOR	40,643.20	40,643.20	0.00	44,697.84	20,089.85	0.00	64,787.69
0000304566	FARE COLLECTION PROCESSOR	28,450.50	28,450.50	0.00	28,735.26	1,548.46	1,313.11	31,596.83
0000302472	*TRACK MAINTAINER	43,118.40	43,118.40	0.00	45,359.12	792.95	0.00	46,152.07
0000320354	REVENUE OPERATIONS ANALYST II	31,921.50	51,304.50	19,383.00	31,562.30	12.28	613.88	32,188.46
0000302893	SUPV RAIL LINE	40,643.20	48,048.00	7,404.80	46,798.28	10,748.27	3,235.34	60,781.89
0000302709	*BUS OPERATOR	40,643.20	40,643.20	0.00	42,639.53	7,178.76	0.00	49,818.29
0000305631	*BUS OPERATOR	40,643.20	40,643.20	0.00	41,124.55	1,057.55	0.00	42,182.10
0000302664	*RAIL OPERATOR	40,643.20	40,643.20	0.00	39,429.19	702.32	0.00	40,131.51
0000303776	*BUS OPERATOR	40,643.20	40,643.20	0.00	38,124.42	19,110.55	0.00	57,234.97
0000305718	MGR AUDIT	82,772.56	82,772.56	0.00	79,589.30	0.00	20,374.85	99,964.15
0000304879	SUPV PARKING SERVICES	35,782.50	35,782.50	0.00	35,782.76	2,339.64	1,376.25	39,498.65
0000304790	*RAIL OPERATOR (DATE LAST EMPLOYED 01-MAY-11)	40,643.20	40,643.20	0.00	42,688.12	3,520.17	0.00	46,208.29
0000303365	*RAIL OPERATOR	40,643.20	40,643.20	0.00	41,037.88	1,202.65	0.00	42,240.53
0000305484	SR WARRANTY COORDINATOR	57,401.76	57,401.76	0.00	55,194.09	0.00	5,519.40	60,713.49

## MARTOC REPORT

EE NUMBER	TITLE	FY 10	FY 11	DIFFERENCE	REGULAR	OVERTIME	OTHER	TOTAL
		BASE SALARY	BASE SALARY	+/-	EARNINGS	EARNINGS	EARNINGS	EARNINGS
0000302176	*BUS OPERATOR	40,643.20	40,643.20	0.00	37,904.02	165.92	0.00	38,069.94
0000304960	RIDESTORE ASSISTANT	29,172.00	29,172.00	0.00	29,059.80	1,290.30	3,927.00	34,277.10
0000304065	*BUS OPERATOR	40,643.20	40,643.20	0.00	41,714.02	1,405.26	0.00	43,119.28
0000324941	AUDITOR I	37,706.50	37,706.50	0.00	36,256.62	0.00	0.00	36,256.62
0000306875	CIVIL ENGINEER VI	84,189.04	84,189.04	0.00	80,951.79	0.00	0.00	80,951.79
0000315397	*MOBILITY OPERATOR	23,358.40	24,564.80	1,206.40	20,814.44	983.21	0.00	21,797.65
0000304639	DIR TRAINING	99,185.58	99,185.58	0.00	95,371.09	0.00	3,814.84	99,185.93
0000302593	SUPV BUS TRANSPORTATION	48,048.00	48,048.00	0.00	48,048.00	12,644.71	2,541.24	63,233.95
0000315279	*BUS OPERATOR	40,643.20	40,643.20	0.00	43,641.15	4,727.53	488.50	48,857.18
0000319677	*JOURNEYMAN RAIL CAR MECHANIC	43,804.80	43,804.80	0.00	42,385.24	6,633.99	225.00	49,244.23
0000302359	*JOURNEYMAN ET-COMPUTER MAINT	43,804.80	39,603.20	-4,201.60	41,929.91	1,762.23	225.00	43,917.14
0000322969	TRANSIT POLICE OFFICER SR	41,641.60	43,305.60	1,664.00	42,291.46	33,770.46	2,002.00	78,063.92
0000317289	DEPARTMENT ADMINISTRATOR	55,580.20	55,580.20	0.00	53,443.02	0.00	3,206.49	56,649.51
0000305182	*JOURNEYMAN RAIL CAR MECHANIC	43,804.80	39,603.20	-4,201.60	43,508.73	365.88	0.00	43,874.61
0000322042	*MOBILITY OPERATOR	24,564.80	26,083.20	1,518.40	24,467.42	165.49	0.00	24,632.91
0000302921	BREEZE CARD SPECIALIST	38,306.58	38,306.58	0.00	38,307.01	0.00	0.00	38,307.01
0000304718	*MOBILITY OPERATOR	30,409.60	30,409.60	0.00	31,847.20	2,702.98	0.00	34,550.18
0000303160	*AA INSPECTOR	43,118.40	43,804.80	686.40	46,442.28	17,398.25	0.00	63,840.53
0000314429	*BUS OPERATOR	40,643.20	40,643.20	0.00	43,545.48	3,657.11	130.14	47,332.73
0000322147	SUPV BUS MAINTENANCE	52,104.00	52,104.00	0.00	52,104.00	10,683.99	5,210.40	67,998.39
0000303987	*RAIL OPERATOR	40,643.20	40,643.20	0.00	43,275.40	4,969.67	0.00	48,245.07
0000316210	TRANSIT POLICE OFFICER SPECIAL	54,787.20	56,971.20	2,184.00	56,238.64	8,735.15	0.00	64,973.79
0000304292	*MATERIAL CONTROLLER LEAD	43,659.20	43,659.20	0.00	47,575.25	7,241.60	0.00	54,816.85
0000318103	TRANSIT POLICE OFFICER SR	48,713.60	50,668.80	1,955.20	51,108.32	14,645.02	843.12	66,596.46
0000302831	INSURANCE SPECIALIST	50,251.50	50,251.50	0.00	48,319.00	0.00	3,285.68	51,604.68
0000302975	ACCOUNTANT III	58,520.80	58,520.80	0.00	56,270.42	0.00	3,039.80	59,310.22
0000303667	*BUS DISPATCHER (BLOCKOUT)	41,662.40	41,662.40	0.00	44,752.36	17,403.68	0.00	62,156.04
0000305495	SUPT RAIL LINE	60,595.08	63,595.22	3,000.14	62,787.68	0.00	4,891.94	67,679.62
0000302395	*INSPECTOR	43,118.40	43,118.40	0.00	42,329.29	3,249.50	225.00	45,803.79
0000304288	TRANSIT POLICE SERGEANT	65,936.00	65,936.00	0.00	67,869.70	40,740.92	0.00	108,610.62
0000303700	TRAIN CONTROL ENGINEER	68,995.16	68,995.16	0.00	66,430.30	0.00	7,093.94	73,524.24
0000303515	PLANNER COMM COMPTR & FARECOLL	52,686.40	52,686.40	0.00	52,781.39	227.97	2,836.96	55,846.32
0000306330	*BUS OPERATOR	40,643.20	40,643.20	0.00	38,211.69	2,139.16	0.00	40,350.85
0000304378	*BUS OPERATOR	40,643.20	40,643.20	0.00	41,244.84	1,293.81	0.00	42,538.65
0000306365	FARE COLLECTION ASST	28,879.50	28,879.50	0.00	28,583.72	311.03	707.48	29,602.23

MARTOC REPORT

EE NUMBER	TITLE	FY 10 BASE SALARY	FY 11 BASE SALARY	DIFFERENCE +/-	REGULAR EARNINGS	OVERTIME EARNINGS	OTHER EARNINGS	TOTAL EARNINGS
0000318964	*RAIL STATION CLEANER	26,894.40	28,412.80	1,518.40	30,235.05	3,278.87	0.00	33,513.92
0000322158	GIS ANALYST	63,557.26	63,557.26	0.00	61,112.99	0.00	5,377.35	66,490.34
0000306178	*ADMIN CLERK	31,699.20	31,699.20	0.00	32,024.85	108.59	0.00	32,133.44
0000304593	ACCOUNTANT III	59,178.86	59,178.86	0.00	56,903.02	0.00	4,324.62	61,227.64
Total Number Of Employees								4101

